











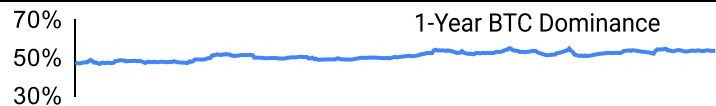
## Crypto Leaderboard

Rank	Name	Ticker	Price	24h	7d	30d	24h Vol \$m	MC \$m	1-Year Chart
1	Bitcoin	BTC	\$69,891	-1%	0%	13%	27,990	1,374,782	
2	Ethereum	ETH	\$3,562	-2%	-1%	4%	12,281	427,653	
3	Tether	USDT	\$1.00	0%	0%	0%	51,342	104,606	
4	BNB	BNB	\$589	-3%	0%	43%	1,418	90,549	
5	Solana	SOL	\$197	0%	4%	52%	3,733	87,701	
6	Lido stETH	STETH	\$3,550	-2%	-1%	4%	70	34,246	
7	XRP Ledger	XRP	\$0.61	-2%	-4%	-5%	1,319	33,682	
8	USD Coin	USDC	\$1.00	0%	0%	0%	6,487	32,522	
9	Dogecoin	DOGE	\$0.21	2%	20%	48%	3,618	30,178	
10	Cardano	ADA	\$0.63	-3%	-4%	-15%	509	22,146	

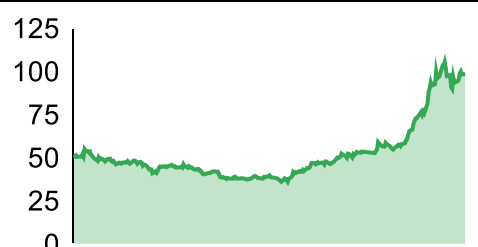
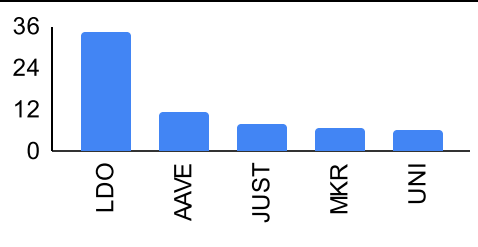
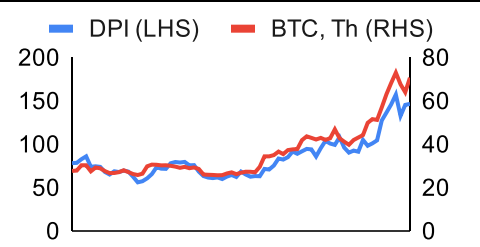
## Top & Bottom Performers - Top 100 Tokens

24h		7 Days		30 Days		90 Days		365 Days	
BCH	11%	MNT	46%	RBN	120%	PEPE	513%	BONK	4117%
APT	6%	BCH	36%	TON	96%	RBN	436%	SOL	862%
SUI	6%	RBN	24%	PEPE	87%	FET	303%	TAO	759%
XEC	5%	DOGE	20%	GT	87%	AGIX	279%	FET	741%
PEPE	-8%	LDO	-14%	TIA	-19%	ARB	-9%	USDT	0%
ORDI	-8%	CFX	-16%	ARB	-21%	EGLD	-16%	MATIC	-12%
JUP	-9%	FTM	-17%	TAO	-21%	MINA	-20%	EOS	-14%
CFX	-10%	TAO	-18%	KAS	-21%	XMR	-25%	XMR	-22%

## Category Performance

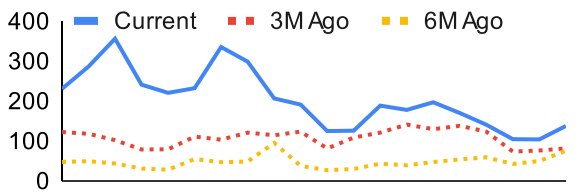
Category	7d	30d	90d	180d	365d	Ecosystem	7d	30d	90d	180d	365d
Meme	4%	36%	200%	408%	182%	Solana	-1%	18%	37%	269%	267%
Lending	9%	20%	54%	156%	181%	Cosmos	-4%	17%	63%	300%	289%
DEX	-5%	17%	31%	222%	121%	Polkadot	-6%	17%	46%	170%	74%
CEXs	-3%	14%	24%	99%	56%	BSC	-3%	13%	26%	169%	100%
Smart Contract	-2%	14%	39%	227%	126%	Polygon	-2%	8%	40%	163%	84%
Other DeFi	-1%	13%	40%	167%	108%	Tron	1%	6%	40%	95%	91%
Currency	14%	13%	49%	120%	123%	Avalanche	-1%	5%	48%	166%	113%
Privacy	6%	10%	38%	96%	11%	Ethereum	0%	0%	27%	99%	70%
Scaling	2%	3%	35%	247%	87%						
Gaming/Entertai	-4%	1%	38%	203%	104%						
IoT/Data/Comp.	-6%	-1%	58%	257%	140%						

## DeFi

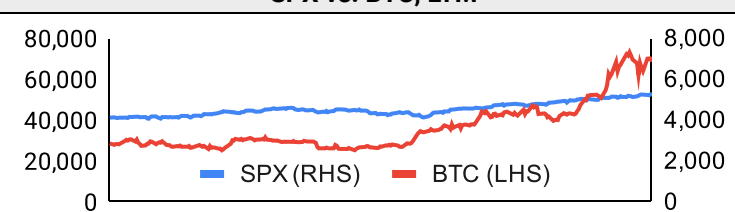
Total Value Locked, LTM, \$b	Top TVL By Protocol, \$b	DefiPulse Index, LTM
		

## Trading Volume

Aggregate Volumes by Product, \$b					Top Derivatives Exchanges, \$m and bps					Top Spot Exchanges, \$m		
Product	1d	7d	30d	O/I	Exchange	1d Vol	O/I	Mkr	Tkr	Exchange	Score	1d Vol
Spot	46	369	2,300	n/a	Binance	63,607	23,805	2.0	4.0	Binance	9.9	21,988
Perpetuals	731	6,370	37,470	311	Bybit	19,612	14,329	2.0	5.5	Coinbase	8.2	2,754
Futures	1	4	24	1	OKX	25,407	7,718	2.0	5.0	Bybit	7.8	4,148
Options	1	13	78	n/a	Bitget	21,153	9,988	2.0	6.0	OKX	7.6	3,837

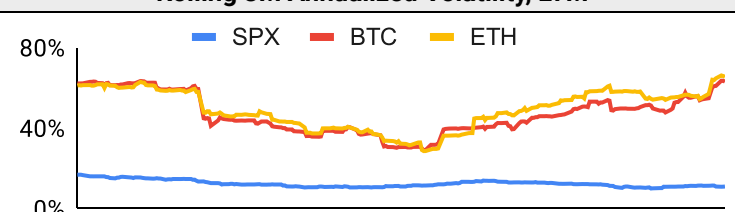
Daily Spot Volume, Top 100 Tokens Last 20d, \$b				Top Volume, 1d, \$m		Top Volume, %20d Avg		Low Volume, %20d Avg	
				USDT	60,441	FLR	329%	RETH	22%
				BTC	26,292	BCH	195%	DAI	31%
				ETH	11,851	CFX	179%	RBN	33%
				USDC	7,214	XEC	167%	WBTC	41%
				FDUSD	6,213	LTC	160%	SEI	43%

## Traditional Finance

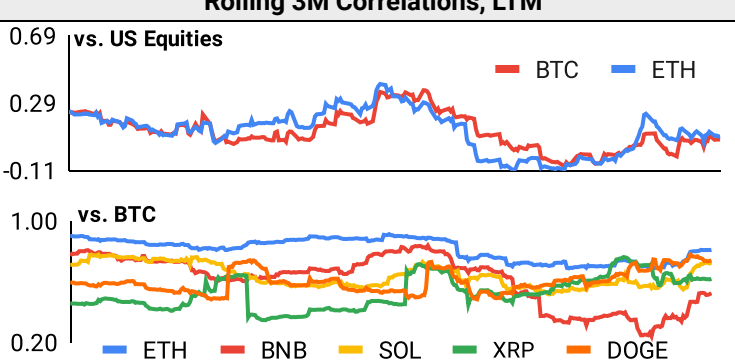
Global Equity Markets							SPX vs. BTC, LTM	
	US	USGrwth	UK	Germany	Japan	HK		
1D	0%	0%	0%	0%	0%	-1%		
7D	0%	0%	1%	1%	-1%	-4%		
90D	10%	9%	4%	7%	11%	-10%		
365D	32%	43%	12%	17%	26%	-21%		

10-Year Treasury Yields							Commodities & FX					
	US	Brazil	UK	Germany	Japan	HK	Last	WTI	Gas	Gold	USD/EUR	USD/JPY
Last	4.26%	10.93%	3.86%	2.30%	0.73%	3.70%	Last	83.2	1.83	2,276	0.93	151.5
1d Chg	0.06	-0.04	-0.08	0.01	-0.01	-0.06	1d % Chg	0.0%	3.7%	1.7%	0.1%	0.1%

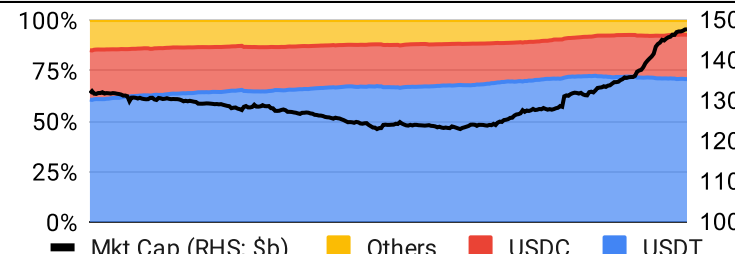
## Volatility

Annualized Volatility							Rolling 3M Annualized Volatility, LTM			
	BTC	ETH	BNB	SOL	XRP	DOGE				
30D	77%	80%	106%	104%	97%	167%				
90D	61%	63%	71%	88%	69%	121%				
180D	53%	56%	62%	102%	60%	96%				
365D	46%	49%	52%	89%	92%	80%				

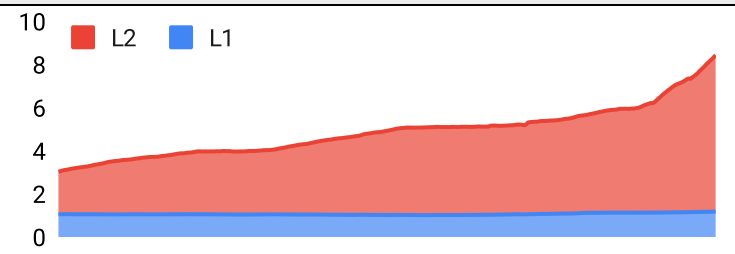
## Correlations

Intra-Crypto Correlations, LTM							Rolling 3M Correlations, LTM				
	BTC	ETH	BNB	SOL	XRP	DOGE					
BTC											
ETH	0.80										
BNB	0.54	0.53									
SOL	0.61	0.56	0.42								
XRP	0.43	0.48	0.30	0.42							
DOGE	0.63	0.58	0.39	0.44	0.37						

## Stablecoins

Stablecoin Market Size and Volume, \$m					Stablecoin Dominance (LHS) & Market Cap \$b (RHS), LTM	
Ticker	Price	1d Vol	20d Avg Vol	Market Cap		
USDT	1.00	60,441	85,301	104,523		
USDC	1.00	7,214	9,746	32,425		
DAI	1.00	174	552	5,350		
USDe	1.00	33	84	1,538		
USDD	1.00	8	9	731		
FRAX	1.00	11	17	648		

## Ethereum Mainnet & Layer 2s

Mainnet & Layer 2 Transactions (m/day) and L2 TVL (\$m)					Transactions (m/day), Rolling 90-Day Average, LTM	
Network	1d	30d Avg	TVL	Tech Type		
Arbitrum Nova	1.2	3.6	48	Optimium		
Ethereum	1.3	1.3	-	Mainnet		
Linea	2.6	1.2	440	ZKR		
zkSync Era	1.2	1.2	775	ZKR		
Arbitrum One	1.8	1.1	16,980	ORU		
Base	2.2	1.0	3,200	ORU		
OP Mainnet	0.9	0.5	8,430	ORU		
Blast	0.5	0.3	2,640	App-specific ORU		
Scroll	0.5	0.3	152	ZKR		
Immutable X	0.3	0.2	281	App-specific Validium		

Layer 2 Token Performance & Market Cap (\$m)					
	#VALUE	MATIC	ARB	IMX	MNT
30d Return	0%	-10%	-19%	-8%	39%
Market Cap	#VALUE	8,980	4,270	4,170	4,090

## NFTs and DAOs

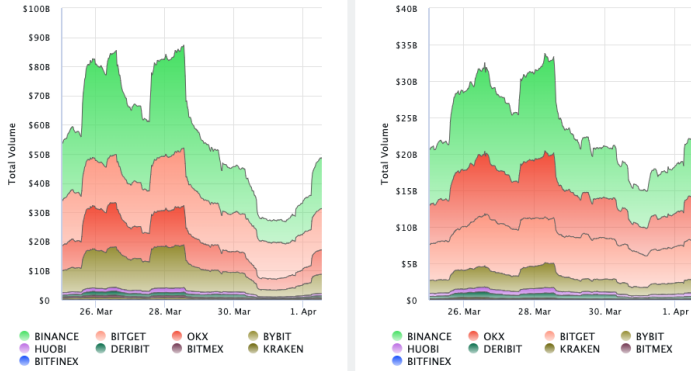
NFT Collection Stats (in ETH)						DAO Treasury Amount (\$m) and Composition					
Collection	Floor	% Listed	3M Ret.	3M Vol	Market Cap	DAO	Treasury	Stables	BTC/ETH	Own Tokens	Other
CryptoPunks	44	11%	-19%	41,635	442,500	Arbitrum	5,594	0%	1%	99%	0%
Pudgy Penguins	14	4%	1%	108,440	122,610	Uniswap	5,020	0%	0%	100%	0%
Bored Ape Yacht C	12	5%	-54%	101,172	121,000	Mantle	4,786	3%	18%	77%	2%
Autoglyphs	225	1%	-10%	0	115,200	Optimism	2,799	0%	0%	100%	0%
Chromie Squiggle	5	3%	-36%	2,656	53,282	Ethereum	1,101	0%	100%	0%	0%
Azuki	4	7%	-27%	85,761	44,900	YGG	742	1%	0%	98%	1%
Fidenza by Tyler H	45	6%	-40%	2,510	44,456	Merit Circle	675	4%	1%	90%	5%
Mutant Ape Yacht	2	5%	-57%	88,680	41,118	Golem	668	0%	88%	12%	0%
Milady Maker	4	7%	2%	24,498	36,500	Gnosis	609	7%	28%	49%	16%
The Captainz	3	2%	-13%	11,009	34,797	Ribbon Finan	539	0%	1%	99%	0%

## Crypto News

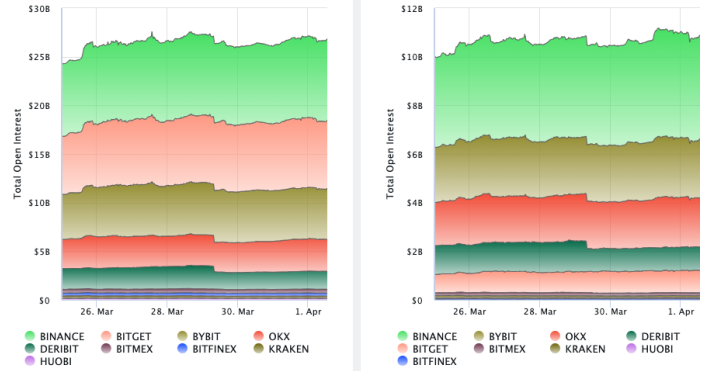
- [Bitcoin Price Slips Below \\$70,000 as Volatility Spikes Ahead of April Halving - Decrypt](#)
- [Tether Strengthens Its Reserves with 8,889 BTC Acquisition - BeInCrypto](#)
- [Latam Insights: Chile to Keep Advancing CBDC Tests, Argentina Debuts VASP Registry – Bitcoin News - Bitcoin.com News](#)
- [Meme Coins on Degen Chain Flourish as New Layer 3 Racks up Millions in Volumes - CoinDesk](#)
- [Environmental group sues cryptocurrency plant and Gov. Josh Shapiro - 90.5 WESA](#)
- [Bitcoin ETFs Experience Turnaround With \\$859M Inflows After Previous Outflows – Finance Bitcoin News - Bitcoin.com News](#)
- [Crypto Hiring: McKinsey exec joins Ondo Finance - Blockworks](#)
- [CFTC Commissioner Pham says KuCoin complaint 'undermines' SEC - Blockworks](#)
- [25 years for Sam Bankman-Fried — A fair sentence, or no? - Blockworks](#)

## Crypto Futures

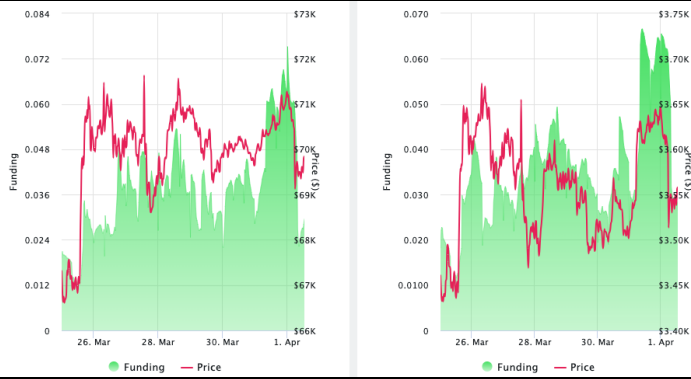
### Futures Volume (BTC LHS ; ETH RHS), 1d



### Futures Open Interest (BTC LHS ; ETH RHS)



### OI Weighted Funding Rate (BTC LHS ; ETH RHS), 1d

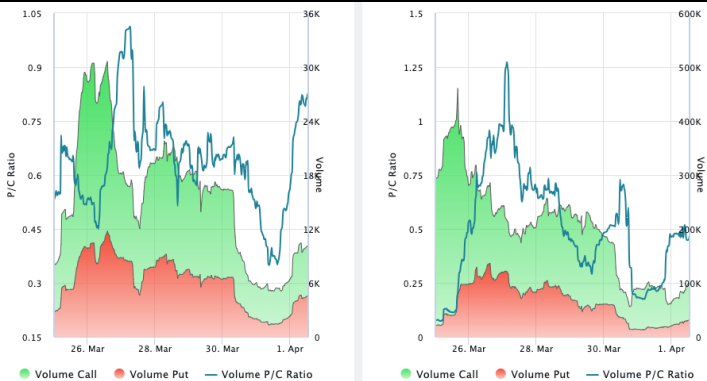


### Liquidations (BTC LHS ; ETH RHS), 1d

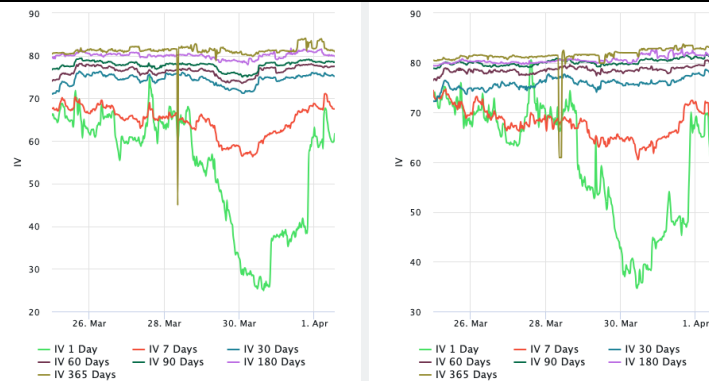


## Crypto Options

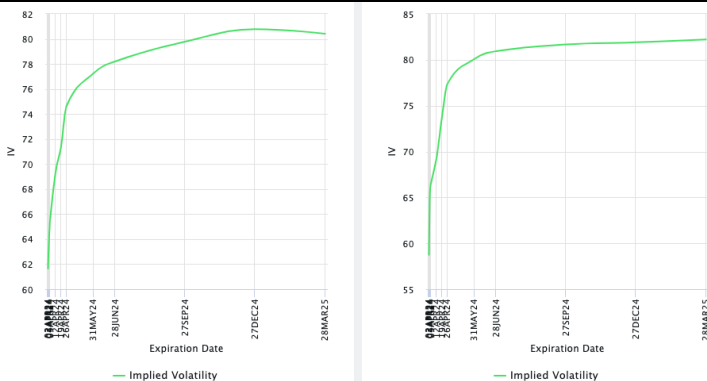
### Options Volume & Put/Call Ratio (BTC LHS ; ETH RHS), 1d



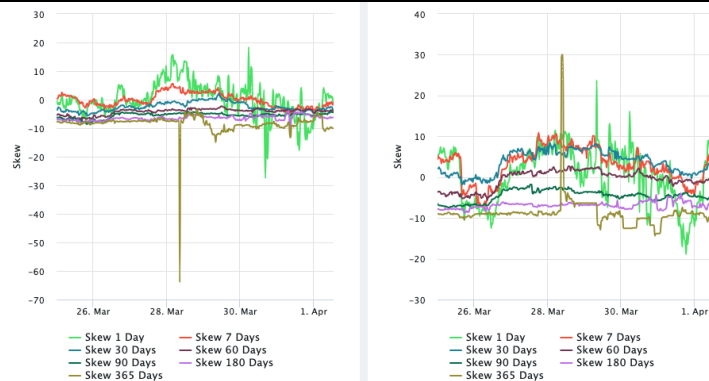
### ATM Implied Volatility (BTC LHS ; ETH RHS)



### ATM Implied Vol Term Structure (BTC LHS ; ETH RHS)



### 25 Delta Skew (BTC LHS ; ETH RHS)



**About GSR**

GSR has over a decade of extensive experience in the crypto market, serving as a trusted liquidity provider and active, multi-stage investor. Our suite of services includes OTC Trading, Derivatives, and Market Making. GSR is actively involved in every major sector of the digital asset ecosystem, working with token issuers, institutional investors, miners, and leading trading venues.

For more information or if we can help with anything, please see [gsr.io](https://gsr.io) or contact us at [gsr@gsr.io](mailto:gsr@gsr.io).

Follow GSR for more content: [Twitter](#) [Telegram](#) [LinkedIn](#)

**Authors**

Brian Rudick, Senior Strategist [Twitter](#) [Telegram](#)

**Required Disclosures**

This material is provided by GSR (the "Firm") solely for informational purposes, is intended only for sophisticated, institutional investors and does not constitute an offer or commitment, a solicitation of an offer or commitment, or any advice or recommendation, to enter into or conclude any transaction (whether on the terms shown or otherwise), or to provide investment services in any state or country where such an offer or solicitation or provision would be illegal. The Firm is not and does not act as an advisor or fiduciary in providing this material. GSR is not authorised or regulated in the UK by the Financial Conduct Authority. The protections provided by the UK regulatory system will not be available to you. Specifically, information provided herein is intended for institutional persons only and is not suitable for retail persons in the United Kingdom, and no solicitation or recommendation is being made to you in regards to any products or services.

This material is not a research report, and not subject to any of the independence and disclosure standards applicable to research reports prepared pursuant to FINRA or CFTC research rules. This material is not independent of the Firm's proprietary interests, which may conflict with the interests of any counterparty of the Firm. The Firm trades instruments discussed in this material for its own account, may trade contrary to the views expressed in this material, and may have positions in other related instruments.

Information contained herein is based on sources considered to be reliable, but is not guaranteed to be accurate or complete. Any opinions or estimates expressed herein reflect a judgment made by the author(s) as of the date of publication, and are subject to change without notice. Trading and investing in digital assets involves significant risks including price volatility and illiquidity and may not be suitable for all investors. The Firm is not liable whatsoever for any direct or consequential loss arising from the use of this material. Copyright of this material belongs to GSR. Neither this material nor any copy thereof may be taken, reproduced or redistributed, directly or indirectly, without prior written permission of GSR

**Notes & Sources**

All options data is based on Deribit and derivatives graphics are from Laevidas. Market returns are based on price returns for the following ETFs: VOO, QQQ, EWU, EWG, EWJ, and EWH. Onchain volumes are not considered and thus certain token volumes may be understated (e.g., stETH).

CoinGecko	Santiment	DefiLlama	CoinMarketCap	Laevidas
L2Beat	Google Finance	TradingView	Deribit	WorldCoinIndex
Cryptorank	Investing.com	NFT Price Floor	CryptoSlate	