

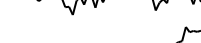






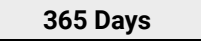



Crypto Leaderboard

Rank	Name	Ticker	Price	24h	7d	30d	24h Vol \$m	MC \$m	1-Year Chart
1	Bitcoin	BTC	\$67,655	-4%	2%	-6%	31,887	1,331,366	
2	Ethereum	ETH	\$3,421	-6%	3%	-16%	17,965	410,285	
3	Tether	USDT	\$1.00	0%	0%	0%	59,956	107,035	
4	BNB	BNB	\$576	-1%	3%	10%	1,578	88,612	
5	Solana	SOL	\$164	-7%	-11%	11%	3,658	73,135	
6	XRP Ledger	XRP	\$0.60	-5%	4%	-17%	2,114	32,957	
7	Lido stETH	STETH	\$3,414	-6%	3%	-16%	167	32,271	
8	USD Coin	USDC	\$1.00	0%	0%	0%	6,039	32,169	
9	Dogecoin	DOGE	\$0.18	-6%	4%	0%	2,259	26,192	
10	Toncoin	TON	\$6.71	1%	35%	104%	610	23,266	

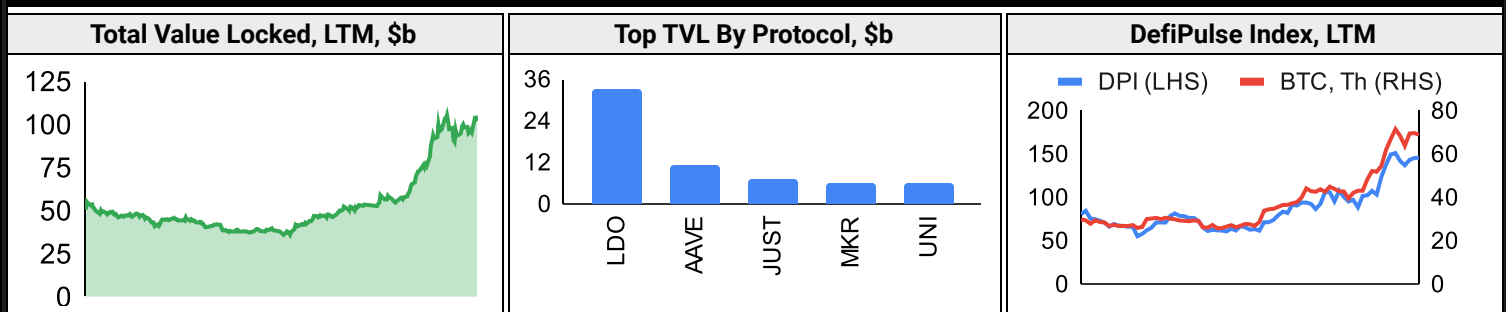
Top & Bottom Performers - Top 100 Tokens

24h		7 Days		30 Days		90 Days		365 Days	
CKB	11%	CKB	112%	TON	104%	CKB	924%	BONK	2000%
ENA	7%	TON	35%	CKB	48%	PEPE	600%	TAO	884%
TAO	5%	NEO	35%	BCH	36%	RBN	406%	CKB	717%
CORE	2%	FTM	21%	BGB	34%	FET	238%	RBN	715%
APT	-14%	SUI	-11%	BONK	-32%	OP	-26%	CFX	-16%
GALA	-14%	MKR	-12%	TIA	-33%	LDO	-27%	EOS	-18%
WIF	-15%	ICP	-14%	OP	-35%	TIA	-31%	XMR	-18%
STX	-15%	APT	-17%	BTT	-50%	ARB	-37%	MATIC	-22%

Category Performance

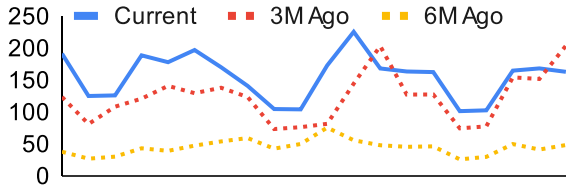
Category	7d	30d	90d	180d	365d	Ecosystem	7d	30d	90d	180d	365d
Currency	1%	-5%	37%	113%	97%	BSC	20%	4%	47%	205%	99%
Lending	-6%	-8%	38%	125%	118%	Polkadot	18%	-3%	60%	199%	77%
Privacy	2%	-9%	30%	77%	1%	Polygon	9%	-9%	47%	170%	72%
Other DeFi	-2%	-10%	28%	149%	71%	Cosmos	17%	-11%	64%	336%	261%
CEXs	-1%	-12%	17%	84%	36%	Tron	1%	-11%	42%	96%	82%
Smart Contract	3%	-12%	36%	216%	92%	Solana	-2%	-11%	29%	243%	210%
DEX	-2%	-16%	24%	202%	82%	Avalanche	-2%	-16%	35%	149%	79%
Scaling	1%	-18%	20%	248%	57%	Ethereum	-2%	-19%	10%	85%	45%
Meme	0%	-19%	256%	477%	236%						
Gaming/Entertai	0%	-24%	37%	188%	72%						
IoT/Data/Comp.	-2%	-25%	46%	223%	98%						

DeFi

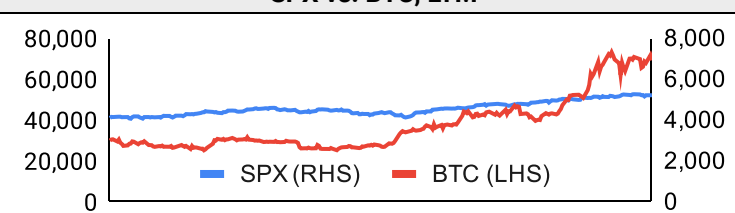


Trading Volume

Aggregate Volumes by Product, \$b					Top Derivatives Exchanges, \$m and bps					Top Spot Exchanges, \$m		
Product	1d	7d	30d	O/I	Exchange	1d Vol	O/I	Mkr	Tkr	Exchange	Score	1d Vol
Spot	49	334	1,890	n/a	Binance	78,861	21,903	2.0	4.0	Binance	9.9	27,266
Perpetuals	802	4,570	26,760	296	Bybit	26,554	13,012	2.0	5.5	Coinbase	8.2	2,966
Futures	1	4	21	2	OKX	30,208	7,331	2.0	5.0	Bybit	7.8	4,307
Options	3	13	66	n/a	Bitget	26,224	9,432	2.0	6.0	OKX	7.6	3,706

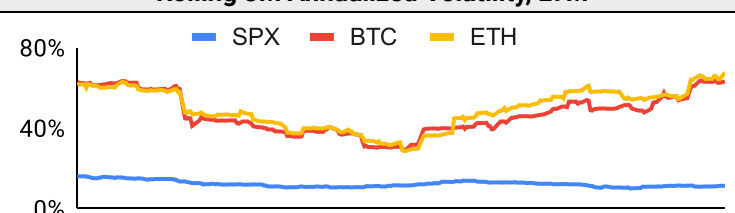
Daily Spot Volume, Top 100 Tokens Last 20d, \$b				Top Volume, 1d, \$m		Top Volume, %20d Avg		Low Volume, %20d Avg	
				USDT	67,318	CKB	349%	MNT	37%
				BTC	35,646	NEO	322%	XEC	41%
				ETH	17,256	FTM	211%	FLR	45%
				FDUSD	10,835	TON	207%	RBN	51%
				USDC	7,425	TAO	166%	FET	55%

Traditional Finance

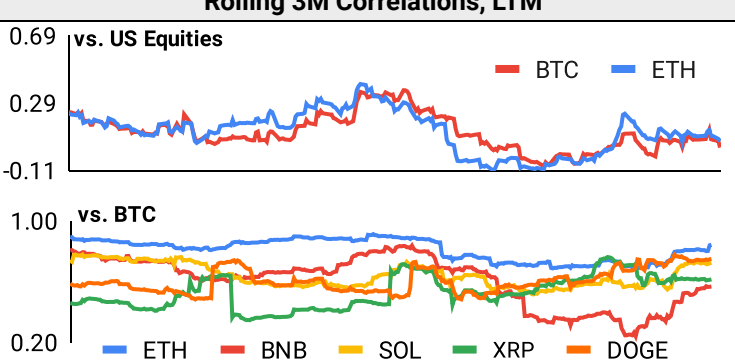
Global Equity Markets							SPX vs. BTC, LTM				
	US	USGrwth	UK	Germany	Japan	HK					
1D	0%	0%	0%	-1%	0%	1%					
7D	0%	0%	1%	0%	1%	0%					
90D	9%	8%	5%	7%	8%	-4%					
365D	29%	40%	8%	13%	25%	-21%					

10-Year Treasury Yields							Commodities & FX					
	US	Brazil	UK	Germany	Japan	HK		WTI	Gas	Gold	USD/EUR	USD/JPY
Last	4.51%	11.16%	4.16%	2.44%	0.79%	3.77%	Last	86.0	1.91	2,346	0.93	152.5
1d Chg	0.15	-0.04	0.13	0.07	0.00	-0.06	1d % Chg	0.9%	2.2%	-0.7%	0.8%	0.5%

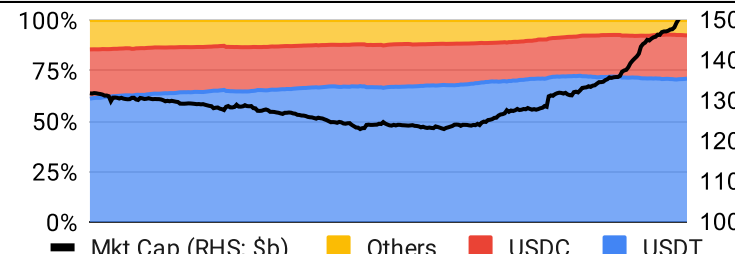
Volatility

Annualized Volatility							Rolling 3M Annualized Volatility, LTM				
	BTC	ETH	BNB	SOL	XRP	DOGE					
30D	71%	82%	94%	106%	66%	149%					
90D	61%	62%	72%	85%	67%	124%					
180D	54%	59%	62%	104%	60%	99%					
365D	46%	50%	52%	89%	92%	79%					

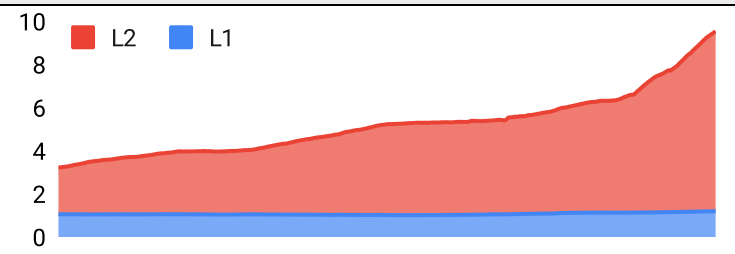
Correlations

Intra-Crypto Correlations, LTM							Rolling 3M Correlations, LTM				
	BTC	ETH	BNB	SOL	XRP	DOGE					
BTC											
ETH	0.80										
BNB	0.54	0.53									
SOL	0.62	0.57	0.43								
XRP	0.43	0.48	0.31	0.42							
DOGE	0.68	0.61	0.42	0.47	0.41						

Stablecoins

Stablecoin Market Size and Volume, \$m					Stablecoin Dominance (LHS) & Market Cap \$b (RHS), LTM	
Ticker	Price	1d Vol	20d Avg Vol	Market Cap		
USDT	1.00	67,318	66,432	107,155		
USDC	1.00	7,425	8,299	32,226		
DAI	1.00	344	558	5,348		
USDe	1.00	239	202	2,318		
USDD	1.00	7	8	729		
FRAX	1.00	49	28	647		

Ethereum Mainnet & Layer 2s

Mainnet & Layer 2 Transactions (m/day) and L2 TVL (\$m)					Transactions (m/day), Rolling 90-Day Average, LTM	
Network	1d	30d Avg	TVL	Tech Type		
Arbitrum Nova	0.6	2.3	49	Optimium		
Base	3.0	1.9	4,370	ORU		
Linea	0.5	1.8	598	ZKR		
Arbitrum One	1.8	1.4	18,830	ORU		
Ethereum	1.2	1.3	-	Mainnet		
zkSync Era	1.1	1.1	764	ZKR		
OP Mainnet	0.6	0.6	7,480	ORU		
Blast	0.5	0.4	2,860	App-specific ORU		
Scroll	0.3	0.4	164	ZKR		
Zora	1.1	0.3	34	App-specific ORU		

Layer 2 Token Performance & Market Cap (\$m)					
	#VALUE	MATIC	MNT	ARB	IMX
30d Return	0%	-29%	22%	-31%	-29%
Market Cap	#VALUE	8,160	4,330	3,850	3,680

NFTs and DAOs

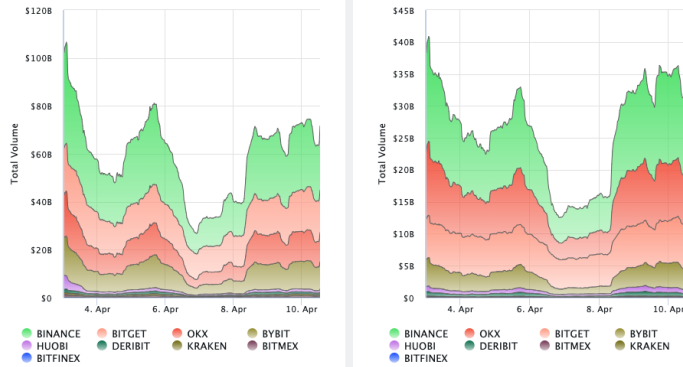
NFT Collection Stats (in ETH)						DAO Treasury Amount (\$m) and Composition					
Collection	Floor	% Listed	3M Ret.	3M Vol	Market Cap	DAO	Treasury	Stables	BTC/ETH	Own Tokens	Other
CryptoPunks	42	11%	-22%	41,959	419,900	Arbitrum	5,127	0%	1%	99%	0%
Bored Ape Yacht C	12	4%	-44%	97,921	122,210	Mantle	4,915	2%	17%	79%	2%
Autoglyphs	225	1%	-10%	145	115,200	Uniswap	4,454	0%	0%	100%	0%
Pudgy Penguins	12	4%	1%	94,934	107,900	Optimism	2,358	0%	0%	100%	0%
Milady Maker	5	6%	4%	25,827	47,877	Ethereum	1,094	0%	100%	0%	0%
Chromie Squiggle	5	3%	-39%	2,580	45,473	Golem	659	0%	89%	11%	0%
Azuki	4	6%	-37%	64,871	41,200	Merit Circle	625	5%	1%	89%	5%
Mutant Ape Yacht	2	4%	-48%	76,884	40,736	YGG	605	2%	0%	97%	1%
Fidenza by Tyler H	39	5%	-42%	2,401	38,961	Gnosis	605	7%	26%	51%	16%
Mocaverse	4	1%	1%	5,308	34,832	Ribbon Finan	548	0%	1%	99%	0%

Crypto News

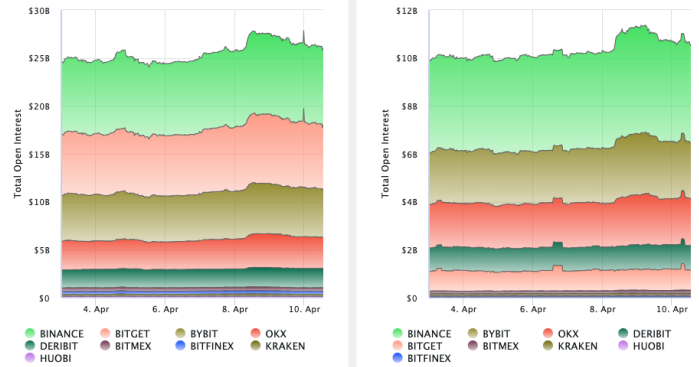
- [Hong Kong to Approve Asia's First Bitcoin Spot ETFs in April - Bitcoin Magazine](#)
- [Grayscale CEO Says Bitcoin ETF Outflows Are Reaching Equilibrium: Reuters - CoinDesk](#)
- [U.S. CPI Comes in Faster Than Hoped, Rising 0.4% in March, 3.5% Y/Y - CoinDesk](#)
- [New Zealand fears missing crypto train with 'wait and see' approach - Cointelegraph](#)
- [Restaking protocol EigenLayer heads to Ethereum mainnet - Blockworks](#)
- [Paradigm leads \\$225M round for high-throughput blockchain Monad - Blockworks](#)
- [With spot ether ETF fate uncertain, issuers seek leveraged ETH futures funds - Blockworks](#)
- [Solana's cheap fees are turning out to be a curse — for now - Blockworks](#)
- [Coinbase class action lawsuit gets partial revival - Blockworks](#)

Crypto Futures

Futures Volume (BTC LHS ; ETH RHS), 1d



Futures Open Interest (BTC LHS ; ETH RHS)



OI Weighted Funding Rate (BTC LHS ; ETH RHS), 1d

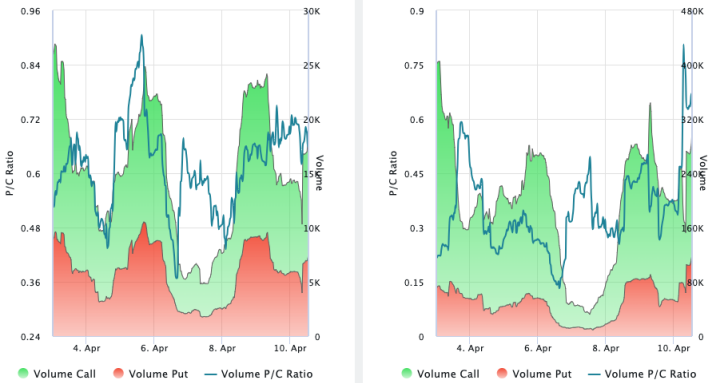


Liquidations (BTC LHS ; ETH RHS), 1d

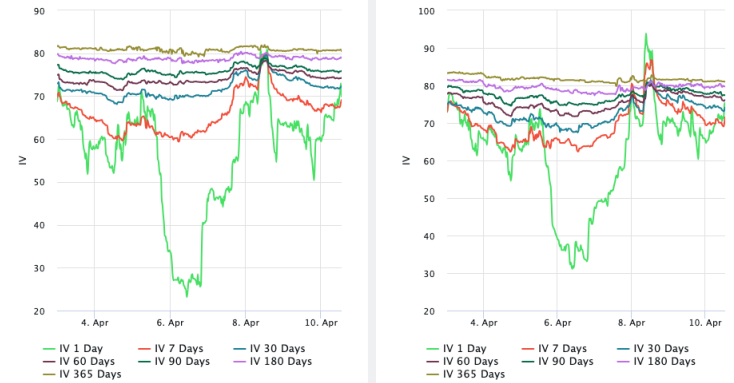


Crypto Options

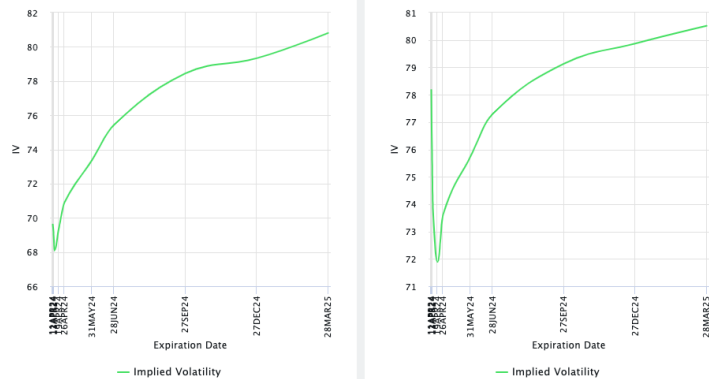
Options Volume & Put/Call Ratio (BTC LHS ; ETH RHS), 1d



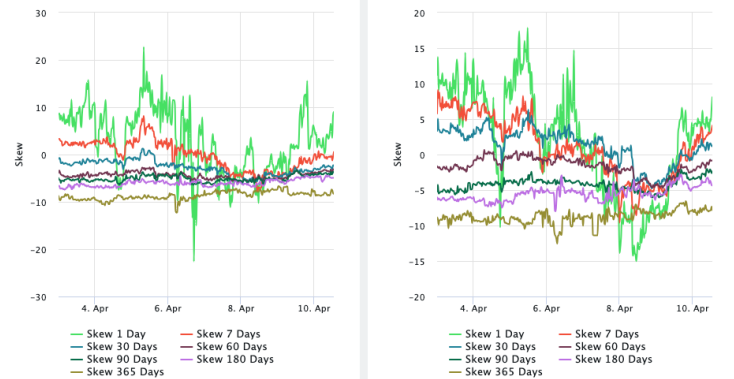
ATM Implied Volatility (BTC LHS ; ETH RHS)



ATM Implied Vol Term Structure (BTC LHS ; ETH RHS)



25 Delta Skew (BTC LHS ; ETH RHS)





April 10, 2024

About GSR

GSR has over a decade of extensive experience in the crypto market, serving as a trusted liquidity provider and active, multi-stage investor. Our suite of services includes OTC Trading, Derivatives, and Market Making. GSR is actively involved in every major sector of the digital asset ecosystem, working with token issuers, institutional investors, miners, and leading trading venues.

For more information or if we can help with anything, please see gsr.io or contact us at gsr@gsr.io.

Follow GSR for more content: [Twitter](#) [Telegram](#) [LinkedIn](#)

Authors

Brian Rudick, Senior Strategist [Twitter](#) [Telegram](#)

Required Disclosures

This material is provided by GSR (the "Firm") solely for informational purposes, is intended only for sophisticated, institutional investors and does not constitute an offer or commitment, a solicitation of an offer or commitment, or any advice or recommendation, to enter into or conclude any transaction (whether on the terms shown or otherwise), or to provide investment services in any state or country where such an offer or solicitation or provision would be illegal. The Firm is not and does not act as an advisor or fiduciary in providing this material. GSR is not authorised or regulated in the UK by the Financial Conduct Authority. The protections provided by the UK regulatory system will not be available to you. Specifically, information provided herein is intended for institutional persons only and is not suitable for retail persons in the United Kingdom, and no solicitation or recommendation is being made to you in regards to any products or services.

This material is not a research report, and not subject to any of the independence and disclosure standards applicable to research reports prepared pursuant to FINRA or CFTC research rules. This material is not independent of the Firm's proprietary interests, which may conflict with the interests of any counterparty of the Firm. The Firm trades instruments discussed in this material for its own account, may trade contrary to the views expressed in this material, and may have positions in other related instruments.

Information contained herein is based on sources considered to be reliable, but is not guaranteed to be accurate or complete. Any opinions or estimates expressed herein reflect a judgment made by the author(s) as of the date of publication, and are subject to change without notice. Trading and investing in digital assets involves significant risks including price volatility and illiquidity and may not be suitable for all investors. The Firm is not liable whatsoever for any direct or consequential loss arising from the use of this material. Copyright of this material belongs to GSR. Neither this material nor any copy thereof may be taken, reproduced or redistributed, directly or indirectly, without prior written permission of GSR

Notes & Sources

All options data is based on Deribit and derivatives graphics are from Laevidas. Market returns are based on price returns for the following ETFs: VOO, QQQ, EWU, EWG, EWJ, and EWH. Onchain volumes are not considered and thus certain token volumes may be understated (e.g., stETH).

CoinGecko	Santiment	DefiLlama	CoinMarketCap	Laevidas
L2Beat	Google Finance	TradingView	Deribit	WorldCoinIndex
Cryptorank	Investing.com	NFT Price Floor	CryptoSlate	