





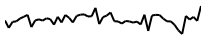





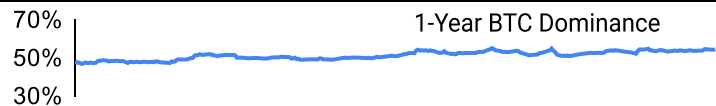
Crypto Leaderboard

Rank	Name	Ticker	Price	24h	7d	30d	24h Vol \$m	MC \$m	1-Year Chart
1	Bitcoin	BTC	\$70,274	3%	2%	-2%	31,542	1,383,219	
2	Ethereum	ETH	\$3,522	2%	6%	-11%	15,895	422,552	
3	Tether	USDT	\$1.00	0%	0%	0%	28,429	107,658	
4	BNB	BNB	\$604	4%	3%	12%	2,437	92,957	
5	Solana	SOL	\$173	5%	-6%	14%	3,320	77,117	
6	XRP Ledger	XRP	\$0.61	1%	3%	-11%	1,294	33,646	
7	Lido stETH	STETH	\$3,543	3%	6%	-11%	120	33,144	
8	USD Coin	USDC	\$1.00	0%	0%	0%	6,443	32,307	
9	Dogecoin	DOGE	\$0.19	4%	7%	14%	3,089	27,702	
10	Toncoin	TON	\$7.27	7%	43%	78%	782	25,315	

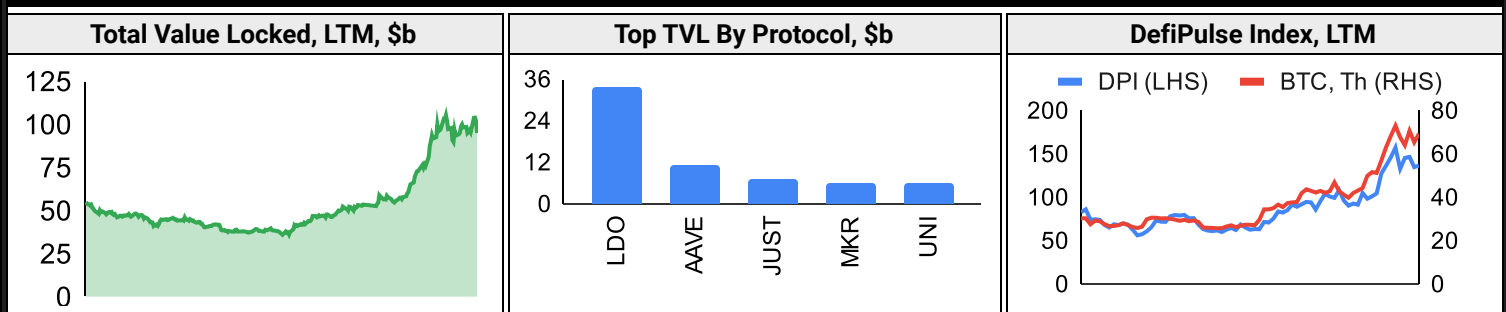
Top & Bottom Performers - Top 100 Tokens

24h		7 Days		30 Days		90 Days		365 Days	
TAO	25%	NEO	56%	TON	78%	CKB	796%	BONK	2100%
NEO	21%	CKB	55%	BGB	52%	PEPE	600%	TAO	1083%
VET	11%	TON	43%	BCH	40%	RBN	391%	RBN	714%
BGB	9%	TAO	21%	NEO	31%	FET	273%	FET	649%
FTM	-5%	ICP	-12%	UNI	-34%	OP	-25%	EOS	-9%
JUP	-11%	APT	-14%	INJ	-38%	LDO	-27%	CFX	-11%
UNI	-15%	MKR	-15%	TIA	-39%	TIA	-33%	XMR	-18%
CKB	-17%	UNI	-16%	BTT	-50%	ARB	-35%	MATIC	-21%

Category Performance

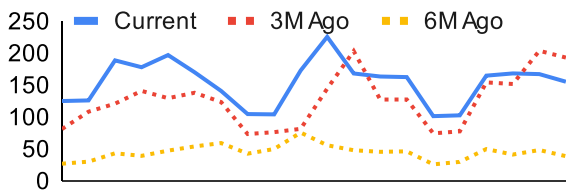
Category	7d	30d	90d	180d	365d	Ecosystem	7d	30d	90d	180d	365d
Currency	-1%	0%	46%	117%	102%	BSC	16%	2%	53%	198%	95%
Lending	-2%	-4%	54%	136%	133%	Tron	4%	-6%	51%	104%	95%
Smart Contract	4%	-9%	49%	226%	98%	Polkadot	14%	-6%	68%	194%	77%
Privacy	-1%	-9%	33%	76%	1%	Solana	-4%	-8%	38%	244%	213%
Meme	0%	-10%	284%	491%	247%	Cosmos	12%	-10%	74%	331%	264%
CEXs	0%	-11%	21%	87%	32%	Polygon	6%	-12%	54%	161%	70%
Other DeFi	-6%	-13%	33%	145%	72%	Avalanche	-3%	-17%	43%	149%	81%
Scaling	-1%	-14%	29%	254%	63%	Ethereum	-4%	-19%	15%	80%	44%
DEX	-3%	-17%	32%	203%	85%						
Gaming/Entertai	1%	-21%	51%	202%	78%						
IoT/Data/Comp.	0%	-22%	57%	233%	105%						

DeFi

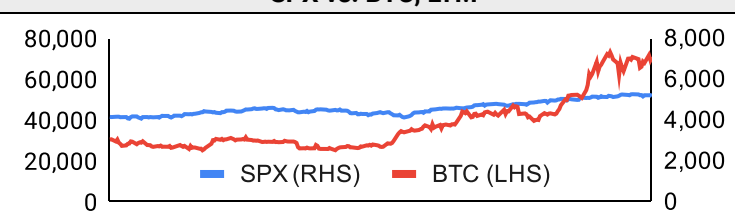


Trading Volume

Aggregate Volumes by Product, \$b					Top Derivatives Exchanges, \$m and bps					Top Spot Exchanges, \$m		
Product	1d	7d	30d	O/I	Exchange	1d Vol	O/I	Mkr	Tkr	Exchange	Score	1d Vol
Spot	47	323	1,950	n/a	Binance	71,515	22,507	2.0	4.0	Binance	9.9	24,397
Perpetuals	624	4,300	27,660	299	Bybit	23,272	13,137	2.0	5.5	Coinbase	8.2	2,771
Futures	1	4	22	2	OKX	27,189	7,333	2.0	5.0	Bybit	7.8	4,296
Options	2	13	67	n/a	Bitget	25,169	11,144	2.0	6.0	OKX	7.6	3,323

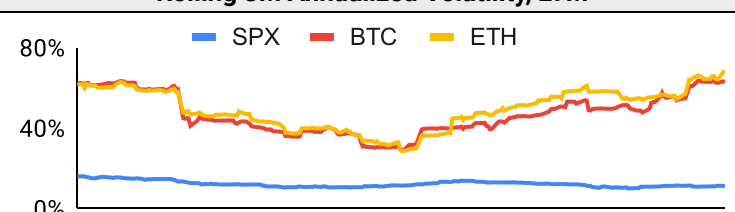
Daily Spot Volume, Top 100 Tokens Last 20d, \$b				Top Volume, 1d, \$m		Top Volume, %20d Avg		Low Volume, %20d Avg	
				USDT	64,701	TAO	613%	MNT	30%
				BTC	36,326	NEO	389%	XEC	35%
				ETH	15,330	UNI	386%	FLR	37%
				FDUSD	9,073	TON	242%	CFX	46%
				USDC	7,545	CKB	212%	SEI	53%

Traditional Finance

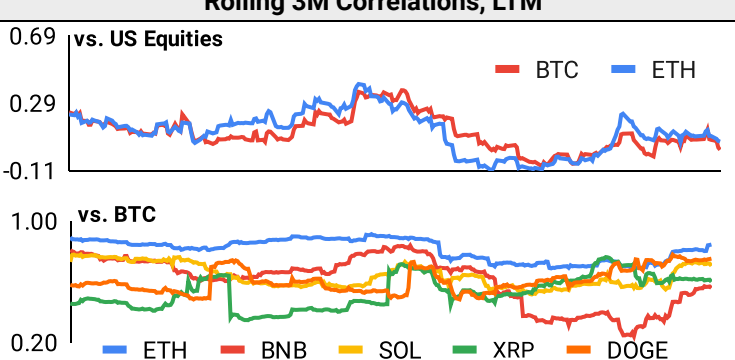
Global Equity Markets							SPX vs. BTC, LTM	
	US	USGrwth	UK	Germany	Japan	HK		
1D	-1%	-1%	-1%	-1%	-2%	-1%	80,000	8,000
7D	-1%	-1%	0%	-2%	-1%	0%	60,000	6,000
90D	8%	7%	4%	6%	5%	-5%	40,000	4,000
365D	27%	40%	7%	11%	22%	-23%	20,000	2,000

10-Year Treasury Yields							Commodities & FX					
	US	Brazil	UK	Germany	Japan	HK	Last	WTI	Gas	Gold	USD/EUR	USD/JPY
Last	4.56%	11.16%	4.24%	2.45%	0.86%	3.90%	Last	85.5	1.82	2,362	0.93	153.2
1d Chg	0.00	-0.04	0.09	0.02	0.00	-0.06	1d % Chg	-0.8%	-3.7%	0.6%	0.1%	0.0%

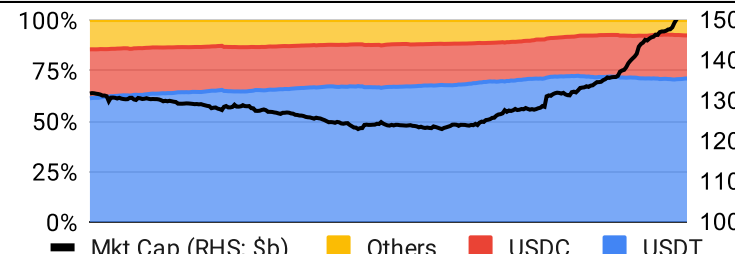
Volatility

Annualized Volatility							Rolling 3M Annualized Volatility, LTM		
	BTC	ETH	BNB	SOL	XRP	DOGE			
30D	71%	82%	95%	104%	65%	147%	80%		
90D	59%	61%	72%	82%	66%	123%	40%		
180D	54%	58%	63%	103%	60%	99%	0%		
365D	46%	50%	53%	89%	92%	79%			

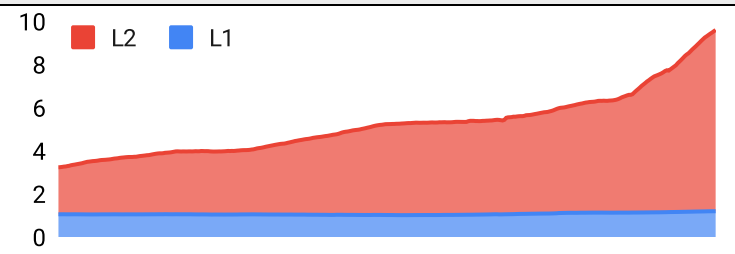
Correlations

Intra-Crypto Correlations, LTM							Rolling 3M Correlations, LTM					
	BTC	ETH	BNB	SOL	XRP	DOGE						
BTC							0.69	vs. US Equities				
ETH	0.80						0.29					
BNB	0.54	0.53					-0.11					
SOL	0.62	0.57	0.43				1.00	vs. BTC				
XRP	0.43	0.48	0.30	0.42								
DOGE	0.68	0.61	0.42	0.47	0.41		0.20					

Stablecoins

Stablecoin Market Size and Volume, \$m					Stablecoin Dominance (LHS) & Market Cap \$b (RHS), LTM	
Ticker	Price	1d Vol	20d Avg Vol	Market Cap		
USDT	1.00	64,701	65,670	107,267		
USDC	1.00	7,545	8,237	32,199		
DAI	1.00	370	540	5,348		
USDe	1.00	148	201	2,345		
USDD	0.99	7	8	721		
FRAX	1.00	34	27	647		

Ethereum Mainnet & Layer 2s

Mainnet & Layer 2 Transactions (m/day) and L2 TVL (\$m)					Transactions (m/day), Rolling 90-Day Average, LTM	
Network	1d	30d Avg	TVL	Tech Type		
Arbitrum Nova	0.4	2.2	50	Optimium		
Base	3.0	1.9	5,490	ORU		
Linea	0.6	1.8	611	ZKR		
Arbitrum One	1.8	1.4	18,960	ORU		
Ethereum	1.2	1.3	-	Mainnet		
zkSync Era	1.1	1.1	759	ZKR		
OP Mainnet	0.7	0.7	7,490	ORU		
Blast	0.5	0.4	2,900	App-specific ORU		
Scroll	0.3	0.4	169	ZKR		
Zora	1.0	0.3	35	App-specific ORU		

Layer 2 Token Performance & Market Cap (\$m)					
	#VALUE	MATIC	MNT	ARB	IMX
30d Return	0%	-26%	25%	-27%	-25%
Market Cap	#VALUE	8,160	4,270	3,840	3,690

NFTs and DAOs

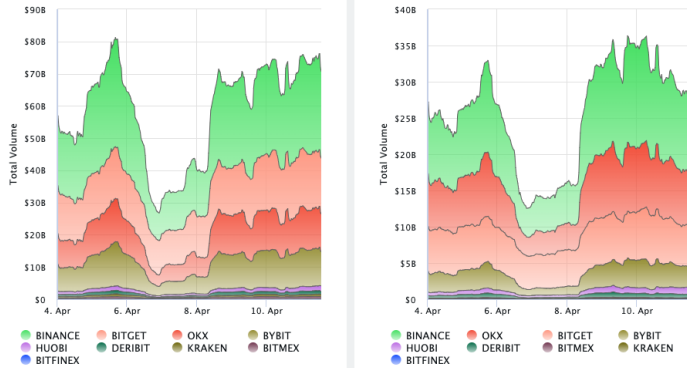
NFT Collection Stats (in ETH)						DAO Treasury Amount (\$m) and Composition					
Collection	Floor	% Listed	3M Ret.	3M Vol	Market Cap	DAO	Treasury	Stables	BTC/ETH	Own Tokens	Other
CryptoPunks	40	11%	-30%	40,483	399,900	Arbitrum	4,989	0%	1%	99%	0%
Bored Ape Yacht C	12	4%	-46%	97,640	119,310	Mantle	4,873	2%	18%	79%	2%
Autoglyphs	225	1%	-10%	145	115,200	Uniswap	3,652	0%	0%	100%	0%
Pudgy Penguins	12	4%	1%	95,111	104,870	Optimism	2,335	0%	0%	100%	0%
Milady Maker	5	6%	4%	25,896	52,600	Ethereum	1,102	0%	100%	0%	0%
Chromie Squiggle	5	3%	-44%	2,403	45,371	Golem	659	0%	89%	11%	0%
Azuki	4	6%	-31%	63,660	41,400	Merit Circle	627	4%	1%	91%	4%
Fidenza by Tyler H	39	5%	-44%	2,277	38,961	Gnosis	623	6%	25%	52%	16%
Mutant Ape Yacht	2	5%	-47%	76,149	37,676	YGG	582	2%	0%	97%	1%
Mocaverse	4	1%	1%	5,461	34,263	Ribbon Finan	499	0%	1%	99%	0%

Crypto News

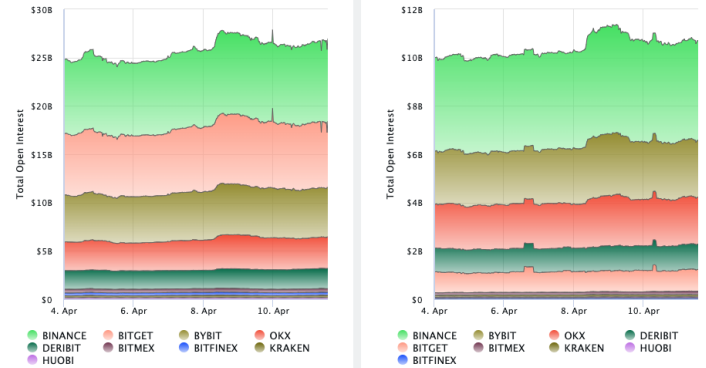
- [Bitcoin mining difficulty hits fresh all-time high in final pre-halving adjustment - The Block](#)
- [Wall Street Is Buying US Spot Bitcoin ETFs: 13F SEC Filings - Bitcoin Magazine](#)
- [Bitcoin surpasses 65 million Ordinals inscriptions days before halving - Cointelegraph](#)
- [Bitcoin bounces back as Grayscale ETF outflows hit new record low - Cointelegraph](#)
- [Bitcoin Pups Meme Coin Up 1,000% Ahead of Runes Launch - Decrypt](#)
- [Paraguay to reconsider Bitcoin mining ban, mulls selling energy to miners - Cointelegraph](#)
- [SEC signals to Uniswap that enforcement actions are looming - Blockworks](#)
- [Understanding the hold-up on spot bitcoin ETF options approval - Blockworks](#)
- [Dubai Regulator Wants to Lower the Cost of Compliance for Small Crypto Firms - CoinDesk](#)

Crypto Futures

Futures Volume (BTC LHS ; ETH RHS), 1d



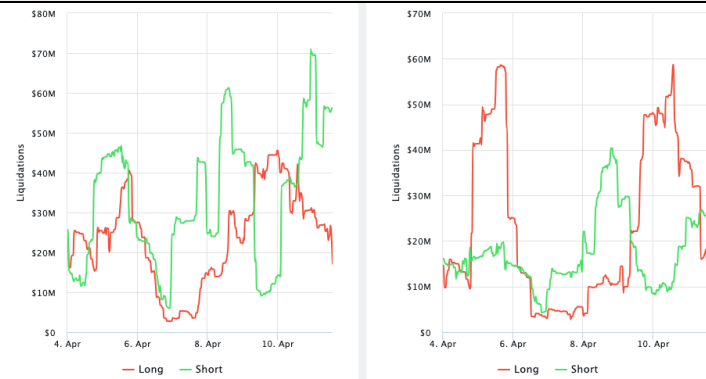
Futures Open Interest (BTC LHS ; ETH RHS)



OI Weighted Funding Rate (BTC LHS ; ETH RHS), 1d

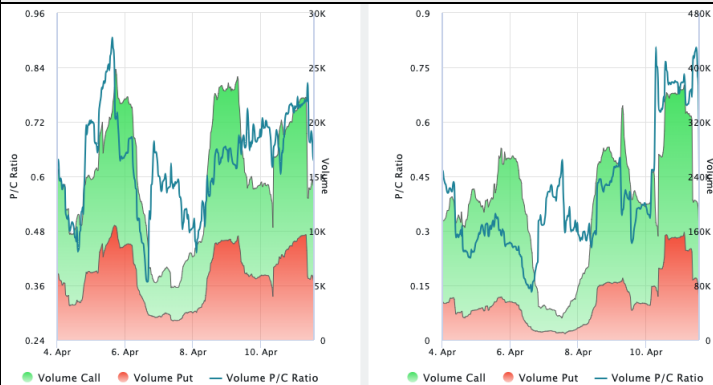


Liquidations (BTC LHS ; ETH RHS), 1d

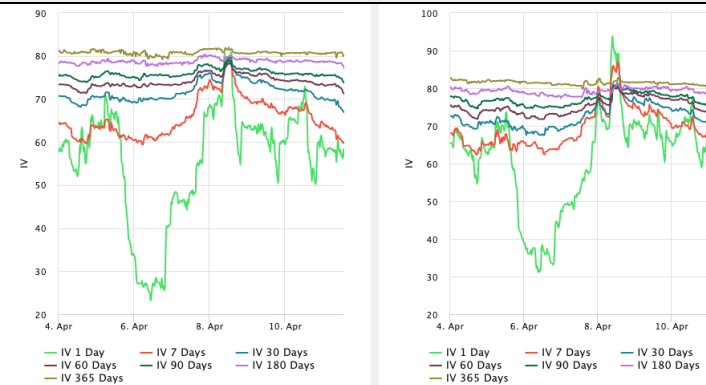


Crypto Options

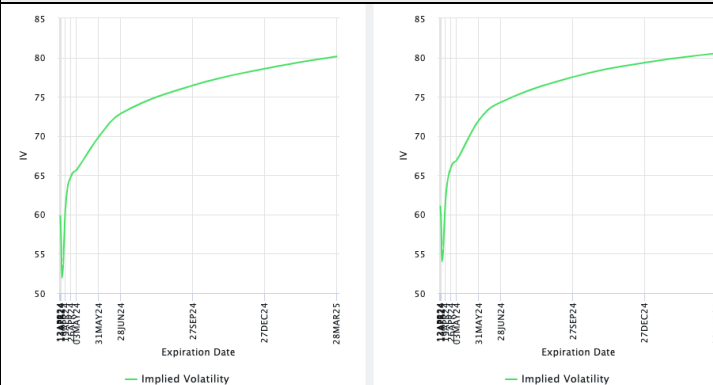
Options Volume & Put/Call Ratio (BTC LHS ; ETH RHS), 1d



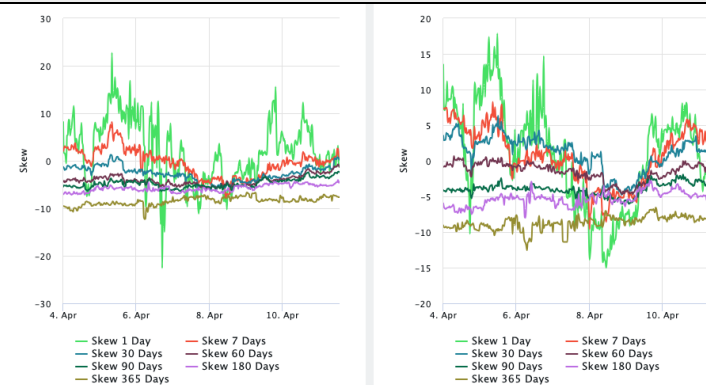
ATM Implied Volatility (BTC LHS ; ETH RHS)



ATM Implied Vol Term Structure (BTC LHS ; ETH RHS)



25 Delta Skew (BTC LHS ; ETH RHS)



About GSR

GSR has over a decade of extensive experience in the crypto market, serving as a trusted liquidity provider and active, multi-stage investor. Our suite of services includes OTC Trading, Derivatives, and Market Making. GSR is actively involved in every major sector of the digital asset ecosystem, working with token issuers, institutional investors, miners, and leading trading venues.

For more information or if we can help with anything, please see gsr.io or contact us at gsr@gsr.io.

Follow GSR for more content: [Twitter](#) [Telegram](#) [LinkedIn](#)

Authors

Brian Rudick, Senior Strategist [Twitter](#) [Telegram](#)

Required Disclosures

This material is provided by GSR (the "Firm") solely for informational purposes, is intended only for sophisticated, institutional investors and does not constitute an offer or commitment, a solicitation of an offer or commitment, or any advice or recommendation, to enter into or conclude any transaction (whether on the terms shown or otherwise), or to provide investment services in any state or country where such an offer or solicitation or provision would be illegal. The Firm is not and does not act as an advisor or fiduciary in providing this material. GSR is not authorized or regulated in the UK by the Financial Conduct Authority. The protections provided by the UK regulatory system will not be available to you. Specifically, information provided herein is intended for institutional persons only and is not suitable for retail persons in the United Kingdom, and no solicitation or recommendation is being made to you in regards to any products or services.

This material is not a research report, and not subject to any of the independence and disclosure standards applicable to research reports prepared pursuant to FINRA or CFTC research rules. This material is not independent of the Firm's proprietary interests, which may conflict with the interests of any counterparty of the Firm. The Firm trades instruments discussed in this material for its own account, may trade contrary to the views expressed in this material, and may have positions in other related instruments.

Information contained herein is based on sources considered to be reliable, but is not guaranteed to be accurate or complete. Any opinions or estimates expressed herein reflect a judgment made by the author(s) as of the date of publication, and are subject to change without notice. Trading and investing in digital assets involves significant risks including price volatility and illiquidity and may not be suitable for all investors. The Firm is not liable whatsoever for any direct or consequential loss arising from the use of this material. Copyright of this material belongs to GSR. Neither this material nor any copy thereof may be taken, reproduced or redistributed, directly or indirectly, without prior written permission of GSR

Notes & Sources

All options data is based on Deribit and derivatives graphics are from Laevidas. Market returns are based on price returns for the following ETFs: VOO, QQQ, EWU, EWG, EWJ, and EWH. Onchain volumes are not considered and thus certain token volumes may be understated (e.g., stETH).

CoinGecko	Santiment	DefiLlama	CoinMarketCap	Laevidas
L2Beat	Google Finance	TradingView	Deribit	WorldCoinIndex
Cryptorank	Investing.com	NFT Price Floor	CryptoSlate	