











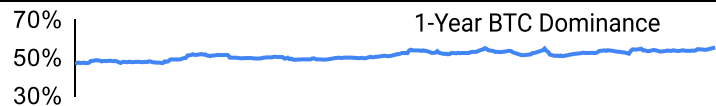
**Crypto Leaderboard**

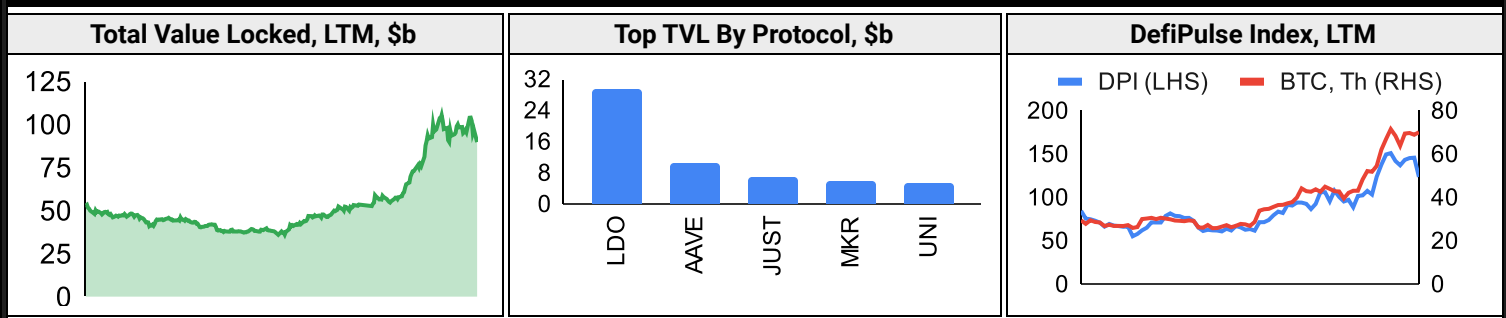
Rank	Name	Ticker	Price	24h	7d	30d	24h Vol \$m	MC \$m	1-Year Chart
1	Bitcoin	BTC	\$64,277	0%	-10%	-1%	45,199	1,265,204	
2	Ethereum	ETH	\$3,144	2%	-15%	-11%	23,749	377,387	
3	Tether	USDT	\$1.00	0%	0%	0%	74,244	107,874	
4	BNB	BNB	\$562	1%	-4%	-2%	2,127	86,473	
5	Solana	SOL	\$141	1%	-22%	-23%	6,686	62,718	
6	USD Coin	USDC	\$1.00	0%	0%	0%	10,579	32,304	
7	Lido stETH	STETH	\$3,139	2%	-15%	-11%	143	29,455	
8	XRP Ledger	XRP	\$0.50	0%	-19%	-18%	2,401	27,254	
9	Toncoin	TON	\$6.76	2%	6%	91%	635	23,464	
10	Dogecoin	DOGE	\$0.15	0%	-24%	8%	3,604	22,100	

**Top & Bottom Performers - Top 100 Tokens**

24h		7 Days		30 Days		90 Days		365 Days	
ZBC	30%	TON	6%	TON	91%	CKB	631%	BONK	1400%
NEO	13%	WBT	5%	CKB	42%	PEPE	400%	TAO	871%
ONDO	11%	LEO	1%	BGB	38%	FET	213%	RBN	483%
BEAM	9%	FDUSD	0%	MNT	36%	AGIX	190%	SOL	454%
BONK	-4%	UNI	-37%	INJ	-39%	INJ	-39%	CFX	-34%
STRK	-5%	BONK	-37%	DYDX	-40%	LDO	-41%	ATOM	-35%
TIA	-7%	PEPE	-37%	BONK	-40%	ARB	-45%	SAND	-36%
WIF	-9%	BTT	-50%	SEI	-42%	TIA	-49%	MATIC	-40%

**Category Performance**

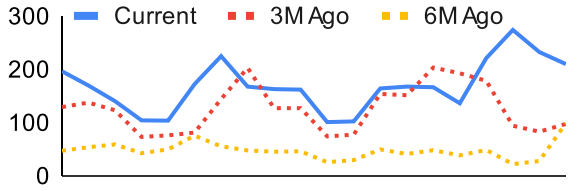
Category	7d	30d	90d	180d	365d	Ecosystem	7d	30d	90d	180d	365d
Currency	-24%	-6%	21%	68%	59%	BSC	-16%	-2%	26%	149%	45%
Meme	-27%	-12%	191%	359%	138%	Cosmos	-14%	-8%	44%	276%	170%
Lending	-25%	-14%	16%	90%	83%	Tron	-11%	-10%	29%	70%	71%
Other DeFi	-27%	-15%	2%	82%	19%	Polkadot	-19%	-14%	33%	145%	32%
Privacy	-23%	-16%	7%	43%	-22%	Polygon	-25%	-17%	19%	107%	23%
CEXs	-13%	-16%	8%	66%	14%	Solana	-26%	-25%	7%	183%	136%
Smart Contract	-25%	-19%	15%	157%	47%	Avalanche	-28%	-27%	11%	96%	32%
Scaling	-27%	-19%	1%	173%	5%	Ethereum	-30%	-27%	-11%	45%	6%
IoT/Data/Comp.	-29%	-23%	21%	166%	50%						
Gaming/Entertai	-30%	-29%	6%	128%	29%						
DEX	-31%	-34%	-1%	133%	35%						

**DeFi**


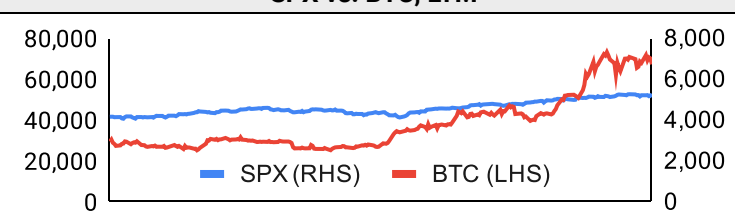
**Trading Volume**

Aggregate Volumes by Product, \$b					Top Derivatives Exchanges, \$m and bps					Top Spot Exchanges, \$m		
Product	1d	7d	30d	O/I	Exchange	1d Vol	O/I	Mkr	Tkr	Exchange	Score	1d Vol
Spot	66	373	1,720	n/a	Binance	89,298	15,911	2.0	4.0	Binance	9.9	29,447
Perpetuals	933	5,890	25,700	224	Bybit	29,942	9,739	2.0	5.5	Coinbase	8.2	4,287
Futures	1	5	20	1	OKX	35,251	5,691	2.0	5.0	Bybit	7.8	6,544
Options	3	15	58	n/a	Bitget	26,250	7,292	2.0	6.0	OKX	7.6	5,247

Daily Spot Volume, Top 100 Tokens Last 20d, \$b				Top Volume, 1d, \$m		Top Volume, %20d Avg		Low Volume, %20d Avg	
				USDT	89,788	NEO	306%	GT	41%
				BTC	44,780	RNDR	195%	FLR	48%
				ETH	22,432	VET	181%	XEC	53%
				USDC	10,287	QNT	173%	RETH	57%
				FDUSD	9,544	TON	168%	STRK	59%

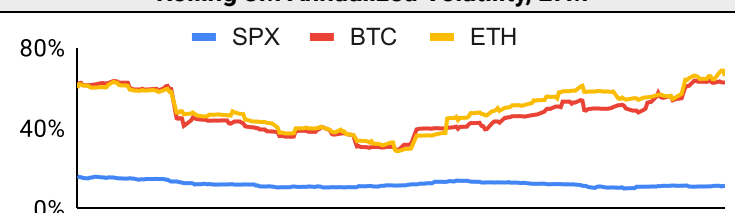
**Traditional Finance**

Global Equity Markets							SPX vs. BTC, LTM				
	US	USGrwth	UK	Germany	Japan	HK					
1D	-1%	-2%	-1%	-2%	-1%	-3%					
7D	-1%	0%	-1%	-4%	-1%	-3%					
90D	8%	7%	3%	4%	4%	-8%					
365D	26%	38%	4%	7%	20%	-25%					

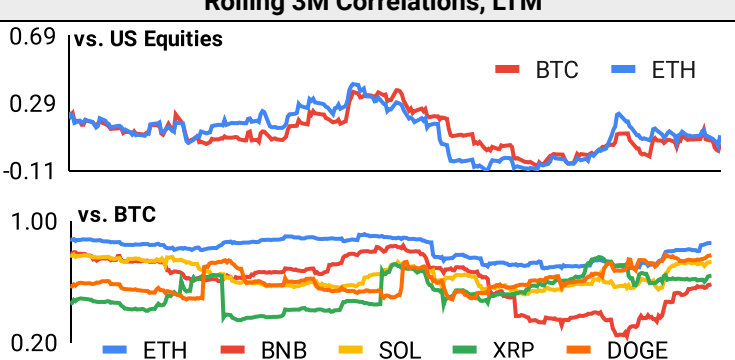
  

10-Year Treasury Yields							Commodities & FX					
	US	Brazil	UK	Germany	Japan	HK	Last	WTI	Gas	Gold	USD/EUR	USD/JPY
Last	4.64%	11.38%	4.28%	2.44%	0.86%	3.88%	Last	84.7	1.71	2,374	0.94	154.3
1d Chg	0.14	-0.05	0.04	0.00	0.00	-0.06	1d % Chg	-1.2%	-3.6%	0.0%	0.1%	0.7%

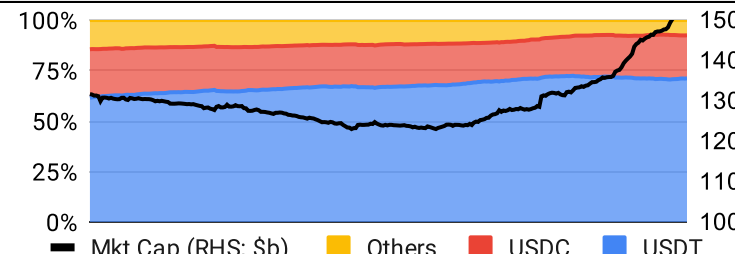
**Volatility**

Annualized Volatility							Rolling 3M Annualized Volatility, LTM				
	BTC	ETH	BNB	SOL	XRP	DOGE					
30D	72%	88%	70%	115%	83%	150%					
90D	60%	65%	73%	90%	74%	129%					
180D	55%	61%	64%	106%	65%	103%					
365D	47%	51%	53%	91%	93%	81%					

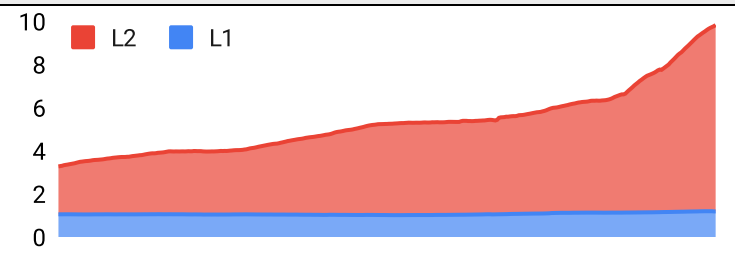
**Correlations**

Intra-Crypto Correlations, LTM							Rolling 3M Correlations, LTM				
	BTC	ETH	BNB	SOL	XRP	DOGE					
BTC											
ETH	0.81										
BNB	0.56	0.54									
SOL	0.63	0.59	0.44								
XRP	0.44	0.50	0.32	0.44							
DOGE	0.69	0.63	0.44	0.50	0.43						

## Stablecoins

Stablecoin Market Size and Volume, \$m					Stablecoin Dominance (LHS) & Market Cap \$b (RHS), LTM	
Ticker	Price	1d Vol	20d Avg Vol	Market Cap		
USDT	1.00	89,788	72,201	107,824		
USDC	1.00	10,287	9,061	32,296		
DAI	1.00	486	573	5,347		
USDe	1.00	97	224	2,359		
USDD	0.99	9	8	717		
FRAX	1.00	39	36	647		

## Ethereum Mainnet & Layer 2s

Mainnet & Layer 2 Transactions (m/day) and L2 TVL (\$m)					Transactions (m/day), Rolling 90-Day Average, LTM	
Network	1d	30d Avg	TVL	Tech Type		
Base	2.6	2.2	5,230	ORU		
Linea	0.5	1.8	578	ZKR		
Arbitrum Nova	0.5	1.8	44	Optimium		
Arbitrum One	1.9	1.6	16,730	ORU		
Ethereum	1.1	1.3	-	Mainnet		
zkSync Era	1.1	1.1	676	ZKR		
OP Mainnet	0.7	0.7	6,310	ORU		
Blast	0.4	0.4	2,560	App-specific ORU		
Zora	0.6	0.4	32	App-specific ORU		
Scroll	0.4	0.4	157	ZKR		

Layer 2 Token Performance & Market Cap (\$m)					
	#VALUE	MATIC	MNT	ARB	IMX
30d Return	0%	-36%	33%	-35%	-29%
Market Cap	#VALUE	6,630	3,760	3,180	3,000

## NFTs and DAOs

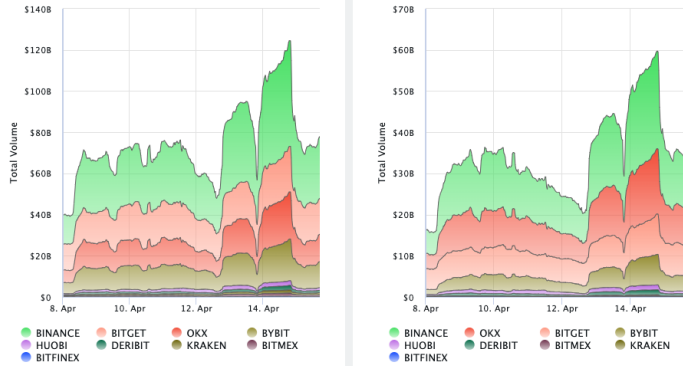
NFT Collection Stats (in ETH)						DAO Treasury Amount (\$m) and Composition					
Collection	Floor	% Listed	3M Ret.	3M Vol	Market Cap	DAO	Treasury	Stables	BTC/ETH	Own Tokens	Other
CryptoPunks	41	11%	-30%	39,242	409,800	Mantle	4,309	2%	18%	79%	2%
Bored Ape Yacht C	11	4%	-55%	96,370	109,250	Arbitrum	4,128	0%	1%	99%	0%
Pudgy Penguins	10	4%	-25%	95,106	91,546	Uniswap	2,969	0%	0%	100%	0%
Autoglyphs	175	1%	-30%	145	89,600	Optimism	1,832	0%	0%	100%	0%
Chromie Squiggle	5	2%	-35%	2,460	52,760	ENS	1,088	0%	0%	88%	12%
Milady Maker	4	6%	2%	26,590	44,550	Ethereum	980	0%	100%	0%	0%
Azuki	4	6%	-40%	55,237	39,900	Merit Circle	577	5%	1%	90%	4%
Fidenza by Tyler H	38	5%	-45%	2,215	37,962	Golem	575	0%	91%	9%	0%
Mocaverse	4	1%	1%	5,602	36,352	Gnosis	565	7%	25%	52%	17%
Mutant Ape Yacht	2	5%	-59%	71,386	34,791	Ribbon Finan	412	0%	1%	94%	5%

## Crypto News

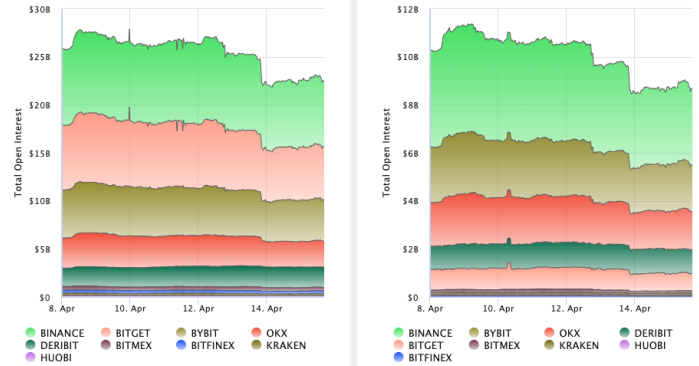
- [Hong Kong regulators approve launch of spot bitcoin and ether ETFs - CNBC](#)
- [Satoshi-Era Whale Awakens with Millions in Bitcoin After 14 Years of Anabiosis - U.Today](#)
- [Norway passes data center legislation signaling more scrutiny for Bitcoin miners - Cointelegraph](#)
- [Meme-Coin, AI Tokens Lead Gains After Bitcoin Drop Causes \\$2B in Weekend Liquidations - CoinDesk](#)
- [Bitcoin NFTs outperform ETH and SOL combined in trading volume ahead of halving - CryptoSlate](#)
- [Germany's Largest Federal Bank to Offer Crypto Custody Services - Bloomberg](#)
- [UK to Issue New Crypto, Stablecoin Legislation by July, Minister Says - CoinDesk](#)
- [Solana Rolls Out Update to Tackle Network Congestion - CoinDesk](#)
- [Bitcoin Falls 8%, Drops Below \\$62K Before Rebound - CoinDesk](#)

## Crypto Futures

### Futures Volume (BTC LHS ; ETH RHS), 1d



### Futures Open Interest (BTC LHS ; ETH RHS)



### OI Weighted Funding Rate (BTC LHS ; ETH RHS), 1d

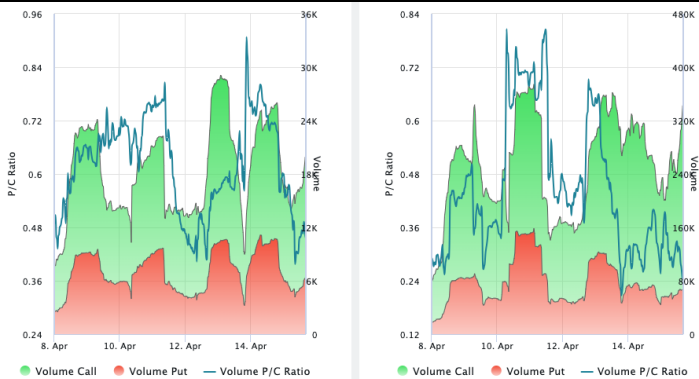


### Liquidations (BTC LHS ; ETH RHS), 1d

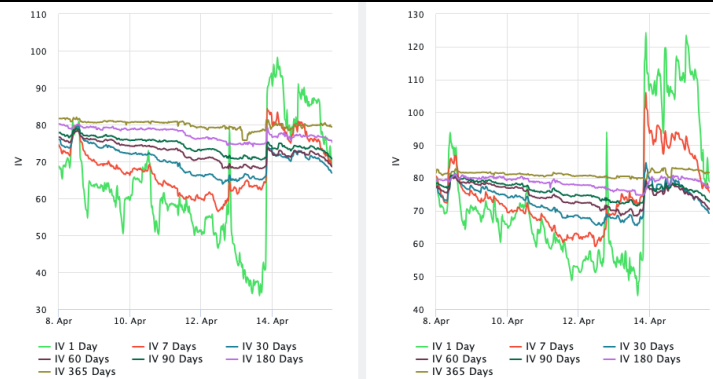


## Crypto Options

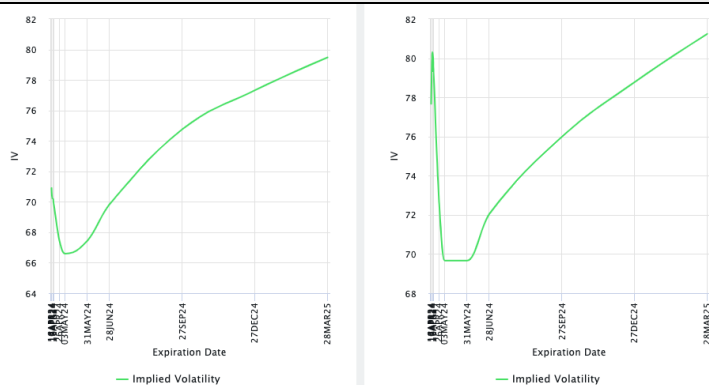
### Options Volume & Put/Call Ratio (BTC LHS ; ETH RHS), 1d



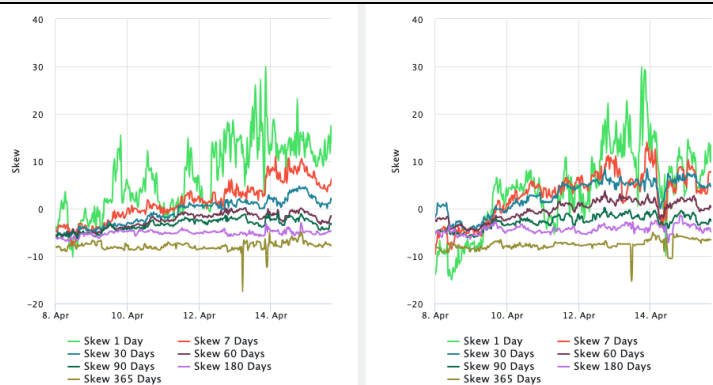
### ATM Implied Volatility (BTC LHS ; ETH RHS)



### ATM Implied Vol Term Structure (BTC LHS ; ETH RHS)



### 25 Delta Skew (BTC LHS ; ETH RHS)



**About GSR**

GSR has over a decade of extensive experience in the crypto market, serving as a trusted liquidity provider and active, multi-stage investor. Our suite of services includes OTC Trading, Derivatives, and Market Making. GSR is actively involved in every major sector of the digital asset ecosystem, working with token issuers, institutional investors, miners, and leading trading venues.

For more information or if we can help with anything, please see [gsr.io](https://gsr.io) or contact us at [gsr@gsr.io](mailto:gsr@gsr.io).

Follow GSR for more content: [Twitter](#) [Telegram](#) [LinkedIn](#)

**Authors**

Brian Rudick, Senior Strategist [Twitter](#) [Telegram](#)

**Required Disclosures**

This material is provided by GSR (the "Firm") solely for informational purposes, is intended only for sophisticated, institutional investors and does not constitute an offer or commitment, a solicitation of an offer or commitment, or any advice or recommendation, to enter into or conclude any transaction (whether on the terms shown or otherwise), or to provide investment services in any state or country where such an offer or solicitation or provision would be illegal. The Firm is not and does not act as an advisor or fiduciary in providing this material. GSR is not authorised or regulated in the UK by the Financial Conduct Authority. The protections provided by the UK regulatory system will not be available to you. Specifically, information provided herein is intended for institutional persons only and is not suitable for retail persons in the United Kingdom, and no solicitation or recommendation is being made to you in regards to any products or services.

This material is not a research report, and not subject to any of the independence and disclosure standards applicable to research reports prepared pursuant to FINRA or CFTC research rules. This material is not independent of the Firm's proprietary interests, which may conflict with the interests of any counterparty of the Firm. The Firm trades instruments discussed in this material for its own account, may trade contrary to the views expressed in this material, and may have positions in other related instruments.

Information contained herein is based on sources considered to be reliable, but is not guaranteed to be accurate or complete. Any opinions or estimates expressed herein reflect a judgment made by the author(s) as of the date of publication, and are subject to change without notice. Trading and investing in digital assets involves significant risks including price volatility and illiquidity and may not be suitable for all investors. The Firm is not liable whatsoever for any direct or consequential loss arising from the use of this material. Copyright of this material belongs to GSR. Neither this material nor any copy thereof may be taken, reproduced or redistributed, directly or indirectly, without prior written permission of GSR

**Notes & Sources**

All options data is based on Deribit and derivatives graphics are from Laevidas. Market returns are based on price returns for the following ETFs: VOO, QQQ, EWU, EWG, EWJ, and EWH. Onchain volumes are not considered and thus certain token volumes may be understated (e.g., stETH).

CoinGecko	Santiment	DefiLlama	CoinMarketCap	Laevidas
L2Beat	Google Finance	TradingView	Deribit	WorldCoinIndex
Cryptorank	Investing.com	NFT Price Floor	CryptoSlate	