











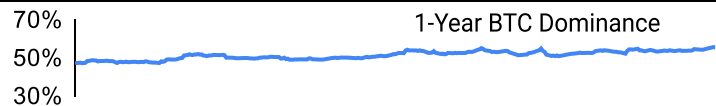
**Crypto Leaderboard**

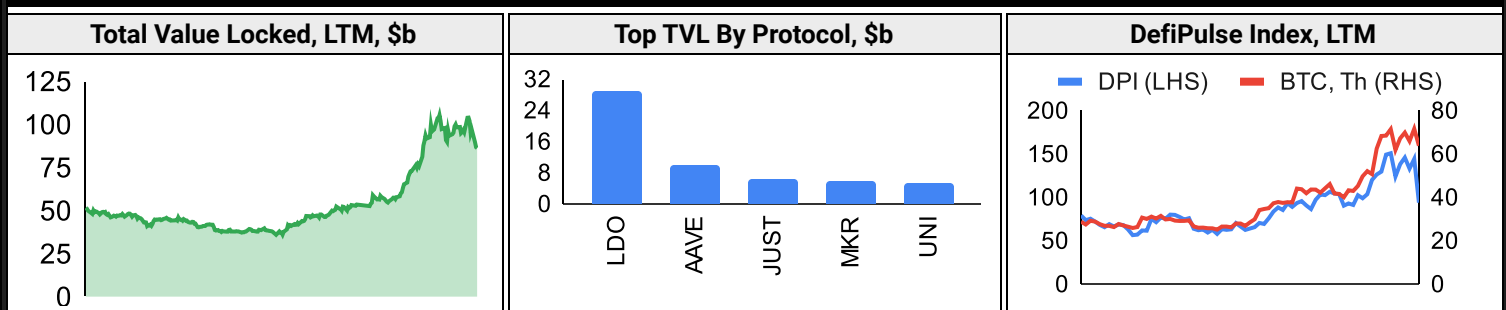
Rank	Name	Ticker	Price	24h	7d	30d	24h Vol \$m	MC \$m	1-Year Chart
1	Bitcoin	BTC	\$61,478	-2%	-13%	-9%	35,398	1,210,213	
2	Ethereum	ETH	\$2,968	-3%	-16%	-16%	15,651	356,856	
3	Tether	USDT	\$0.99	0%	0%	0%	59,565	107,808	
4	BNB	BNB	\$527	-2%	-13%	-4%	1,564	81,325	
5	Solana	SOL	\$130	-3%	-25%	-34%	4,905	57,949	
6	USD Coin	USDC	\$1.00	0%	0%	0%	8,010	32,484	
7	Lido stETH	STETH	\$2,972	-3%	-16%	-16%	89	27,836	
8	XRP Ledger	XRP	\$0.48	-1%	-22%	-25%	1,513	26,613	
9	Dogecoin	DOGE	\$0.15	-3%	-26%	3%	1,964	21,300	
10	Toncoin	TON	\$6.05	-2%	-10%	58%	429	21,003	

**Top & Bottom Performers - Top 100 Tokens**

24h		7 Days		30 Days		90 Days		365 Days	
BGB	4%	WBT	0%	TON	58%	CKB	529%	PEPE	2543%
SUI	4%	FDUSD	0%	BGB	39%	PEPE	335%	BONK	1333%
JUP	3%	USDT	0%	MNT	34%	FET	207%	TAO	708%
RBN	3%	USDC	0%	CKB	19%	AGIX	189%	RBN	476%
W	-7%	THETA	-36%	SEI	-42%	OP	-34%	DYDX	-36%
WIF	-7%	CKB	-36%	RUNE	-43%	LDO	-37%	ATOM	-37%
RUNE	-7%	RUNE	-38%	UNI	-43%	TIA	-40%	SAND	-41%
RNDR	-8%	BONK	-39%	AVAX	-45%	ARB	-42%	MATIC	-43%

**Category Performance**

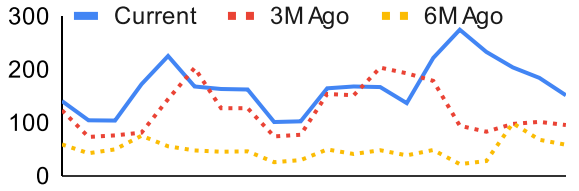
Category	7d	30d	90d	180d	365d	Ecosystem	7d	30d	90d	180d	365d
Currency	-24%	-13%	20%	48%	49%	BSC	-24%	-9%	31%	135%	42%
CEXs	-15%	-19%	7%	57%	10%	Tron	-12%	-11%	27%	61%	66%
Lending	-24%	-20%	17%	79%	78%	Cosmos	-24%	-15%	46%	234%	159%
Privacy	-25%	-20%	7%	33%	-27%	Polkadot	-27%	-20%	34%	126%	25%
Other DeFi	-25%	-20%	2%	75%	16%	Polygon	-29%	-23%	20%	93%	17%
Scaling	-28%	-21%	4%	146%	-1%	Solana	-30%	-29%	7%	148%	130%
Meme	-26%	-21%	125%	198%	60%	Ethereum	-28%	-30%	-11%	34%	1%
Smart Contract	-26%	-24%	15%	133%	38%	Avalanche	-28%	-31%	9%	81%	23%
IoT/Data/Comp.	-28%	-29%	20%	149%	45%						
Gaming/Entertai	-30%	-32%	8%	107%	17%						
DEX	-31%	-39%	-2%	109%	24%						

**DeFi**


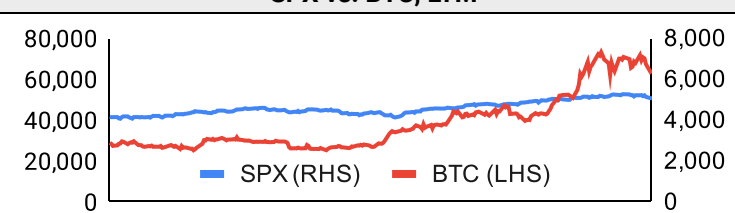
**Trading Volume**

Aggregate Volumes by Product, \$b					Top Derivatives Exchanges, \$m and bps					Top Spot Exchanges, \$m		
Product	1d	7d	30d	O/I	Exchange	1d Vol	O/I	Mkr	Tkr	Exchange	Score	1d Vol
Spot	44	412	1,590	n/a	Binance	62,892	15,230	2.0	4.0	Binance	9.9	21,880
Perpetuals	525	6,330	24,450	206	Bybit	19,641	9,352	2.0	5.5	Coinbase	8.2	2,724
Futures	0	5	18	1	OKX	24,261	5,561	2.0	5.0	Bybit	7.8	4,566
Options	2	15	57	n/a	Bitget	24,289	7,125	2.0	6.0	OKX	7.6	3,130

Daily Spot Volume, Top 100 Tokens Last 20d, \$b				Top Volume, 1d, \$m		Top Volume, %20d Avg		Low Volume, %20d Avg	
				USDT	62,975	TIA	146%	XEC	23%
				BTC	35,744	DAI	146%	FLR	25%
				ETH	14,988	OKB	143%	RETH	29%
				FDUSD	9,125	RNDR	110%	STRK	40%
				USDC	7,537	WBT	109%	GT	44%

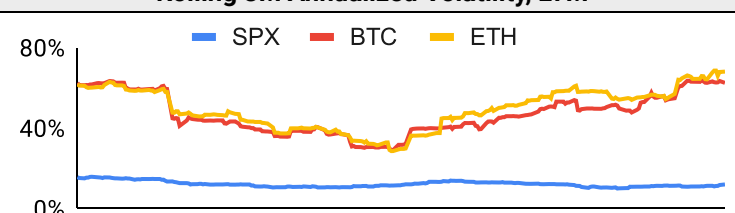
**Traditional Finance**

Global Equity Markets							SPX vs. BTC, LTM	
	US	USGrwth	UK	Germany	Japan	HK		
1D	0%	0%	-1%	-1%	-1%	-2%	80,000	8,000
7D	-3%	-3%	-3%	-4%	-4%	-7%	60,000	6,000
90D	7%	6%	5%	5%	4%	-6%	40,000	4,000
365D	24%	36%	3%	6%	18%	-27%	20,000	2,000

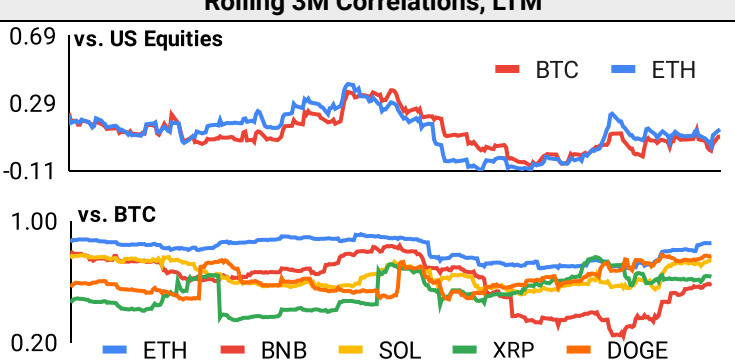
  

10-Year Treasury Yields							Commodities & FX					
	US	Brazil	UK	Germany	Japan	HK	Last	WTI	Gas	Gold	USD/EUR	USD/JPY
Last	4.64%	11.79%	4.33%	2.48%	0.88%	3.97%	Last	84.3	1.68	2,406	0.94	154.7
1d Chg	-0.02	-0.04	0.03	-0.01	-0.01	-0.06	1d % Chg	-1.2%	-3.0%	-0.1%	-0.2%	0.0%

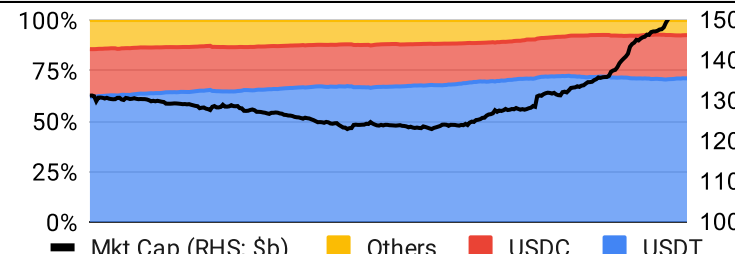
**Volatility**

Annualized Volatility							Rolling 3M Annualized Volatility, LTM			
	BTC	ETH	BNB	SOL	XRP	DOGE				
30D	71%	87%	70%	107%	80%	145%	80%			
90D	61%	65%	74%	89%	74%	129%	40%			
180D	55%	61%	64%	106%	64%	103%	0%			
365D	47%	51%	53%	91%	93%	81%				

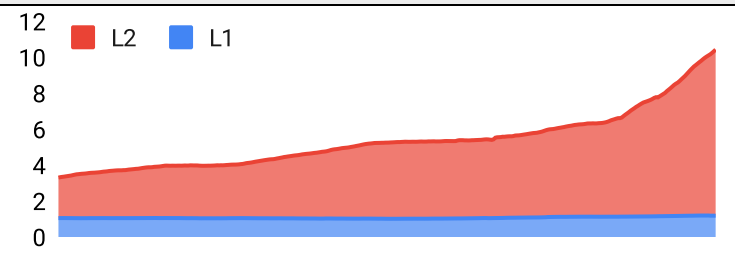
**Correlations**

Intra-Crypto Correlations, LTM							Rolling 3M Correlations, LTM				
	BTC	ETH	BNB	SOL	XRP	DOGE					
BTC							0.69				
ETH	0.81						vs. US Equities				
BNB	0.55	0.54					0.29				
SOL	0.63	0.59	0.44				-0.11				
XRP	0.44	0.50	0.32	0.44			1.00				
DOGE	0.69	0.63	0.44	0.49	0.43		vs. BTC				

**Stablecoins**

Stablecoin Market Size and Volume, \$m					Stablecoin Dominance (LHS) & Market Cap \$b (RHS), LTM	
Ticker	Price	1d Vol	20d Avg Vol	Market Cap		
USDT	1.00	62,975	71,229	108,803		
USDC	1.00	7,537	8,979	32,741		
DAI	1.00	813	556	5,348		
USDe	1.00	81	222	2,369		
USDD	0.98	7	8	712		
FRAX	1.00	27	38	648		

**Ethereum Mainnet & Layer 2s**

Mainnet & Layer 2 Transactions (m/day) and L2 TVL (\$m)					Transactions (m/day), Rolling 90-Day Average, LTM	
Network	1d	30d Avg	TVL	Tech Type		
Base	2.8	2.3	5,250	ORU		
Linea	0.4	1.8	578.26	ZKR		
Arbitrum One	1.9	1.6	16,270	ORU		
Arbitrum Nova	0.7	1.6	44	Optimium		
Ethereum	1.2	1.3	-	Mainnet		
Degen Chain	2.3	1.2				
zkSync Era	1.1	1.1	671	ZKR		
OP Mainnet	0.7	0.7	6,220	ORU		
Zora	0.6	0.4	32	App-specific ORU		
Blast	0.4	0.4	2,510	App-specific ORU		

Layer 2 Token Performance & Market Cap (\$m)					
	#VALUE	MATIC	MNT	ARB	IMX
30d Return	0%	-35%	39%	-34%	-35%
Market Cap	#VALUE	6,380	3,830	2,990	2,670

**NFTs and DAOs**

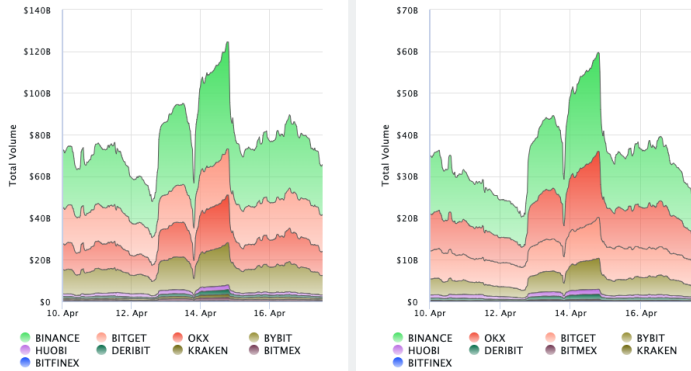
NFT Collection Stats (in ETH)						DAO Treasury Amount (\$m) and Composition					
Collection	Floor	% Listed	3M Ret.	3M Vol	Market Cap	DAO	Treasury	Stables	BTC/ETH	Own Tokens	Other
CryptoPunks	40	12%	-31%	39,237	399,900	Mantle	4,312	2%	17%	79%	2%
Bored Ape Yacht C	11	4%	-55%	95,550	108,900	Arbitrum	3,886	0%	1%	99%	0%
Pudgy Penguins	10	4%	-37%	93,171	90,969	Uniswap	2,833	0%	0%	100%	0%
Autoglyphs	175	1%	-30%	145	89,600	Optimism	1,729	0%	0%	100%	0%
Chromie Squiggle	5	2%	-33%	2,416	53,233	ENS	1,025	0%	0%	87%	13%
Milady Maker	4	6%	2%	27,548	42,790	Ethereum	952	0%	100%	0%	0%
Azuki	4	6%	-47%	51,593	37,200	Golem	559	0%	91%	9%	0%
Fidenza by Tyler H	35	5%	-50%	2,246	34,965	Gnosis	554	7%	24%	52%	17%
Mocaverse	4	1%	0%	5,637	35,321	Merit Circle	527	5%	1%	90%	4%
Mutant Ape Yacht	2	4%	-61%	70,036	34,226	YGG	387	3%	1%	95%	1%

**Crypto News**

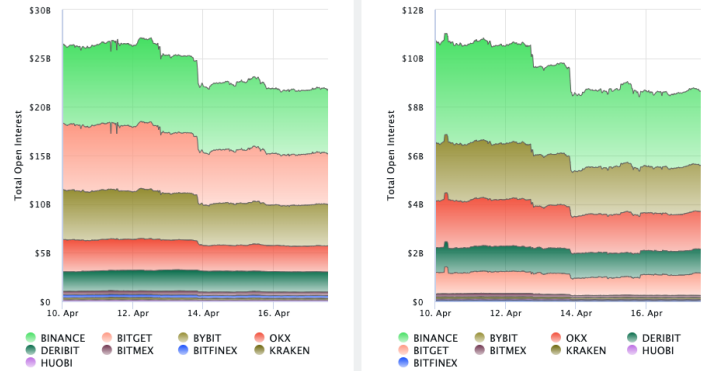
- [Bitcoin price falls under \\$62K amid wavering spot BTC ETF demand - Cointelegraph](#)
- [Cryptos slip as Powell doubles-down on delaying rate cuts - Blockworks](#)
- [Bitcoin bids stack above \\$60K as hopes of a BTC price rebound build - Cointelegraph](#)
- [Goldman Cautions Against Extrapolating Previous Bitcoin Halving Cycles for Price Predictions - CoinDesk](#)
- [Runes, Casey Rodarmor's Protocol for 'Shitcoin' on Bitcoin, Set to Go Live at Halving - CoinDesk](#)
- [ICP's Schnorr integration ushers in Bitcoin DeFi era - Cointelegraph](#)
- [OKX turns on its L2 mainnet, joining the exchange chain club - Blockworks](#)
- [After crypto ETF movement in Hong Kong, other Asia regulators could act - Blockworks](#)
- [Former NY Fed compliance chief joins Binance US board - Blockworks](#)

## Crypto Futures

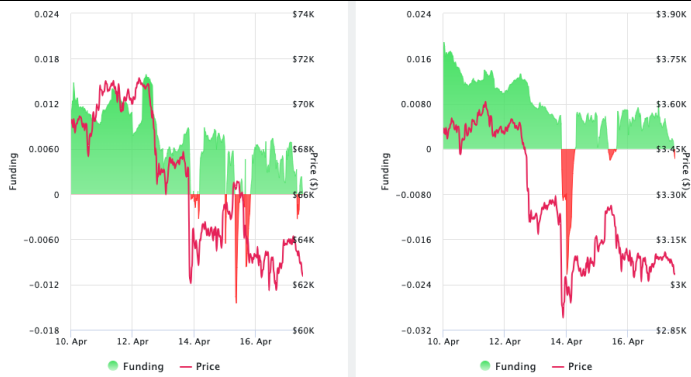
### Futures Volume (BTC LHS ; ETH RHS), 1d



### Futures Open Interest (BTC LHS ; ETH RHS)



### OI Weighted Funding Rate (BTC LHS ; ETH RHS), 1d

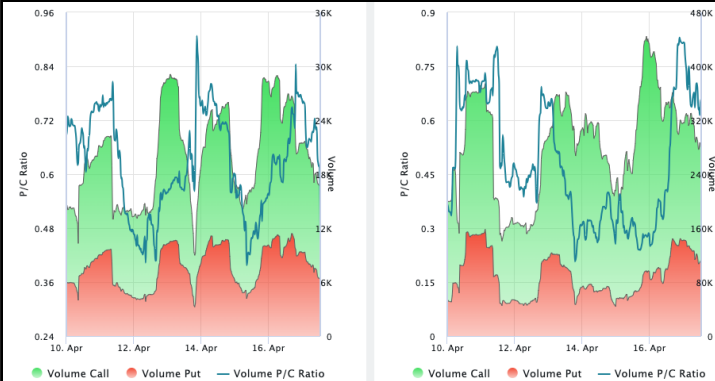


### Liquidations (BTC LHS ; ETH RHS), 1d

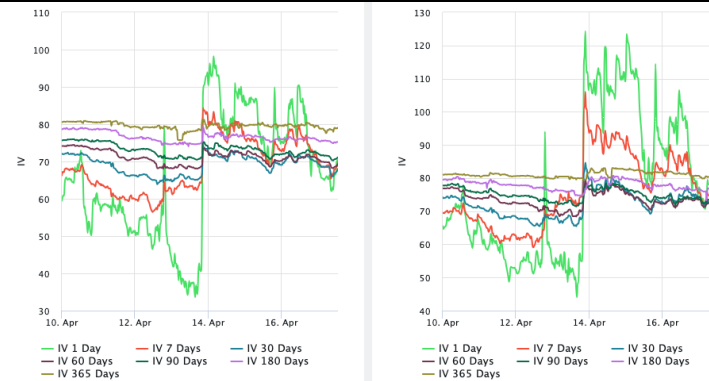


## Crypto Options

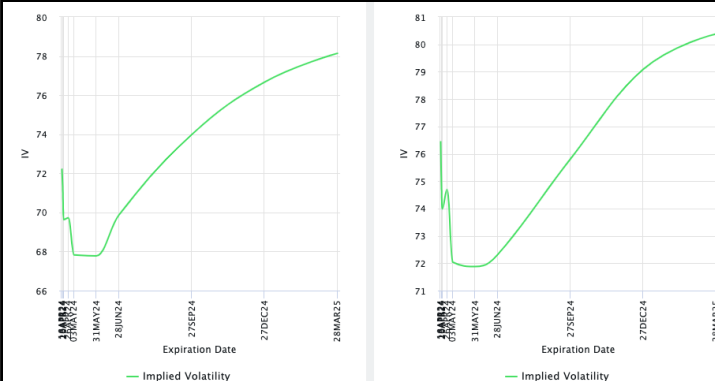
### Options Volume & Put/Call Ratio (BTC LHS ; ETH RHS), 1d



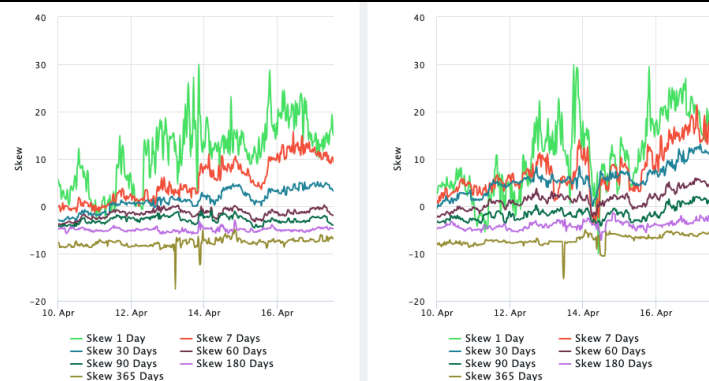
### ATM Implied Volatility (BTC LHS ; ETH RHS)



### ATM Implied Vol Term Structure (BTC LHS ; ETH RHS)



### 25 Delta Skew (BTC LHS ; ETH RHS)



**About GSR**

GSR has over a decade of extensive experience in the crypto market, serving as a trusted liquidity provider and active, multi-stage investor. Our suite of services includes OTC Trading, Derivatives, and Market Making. GSR is actively involved in every major sector of the digital asset ecosystem, working with token issuers, institutional investors, miners, and leading trading venues.

For more information or if we can help with anything, please see [gsr.io](https://gsr.io) or contact us at [gsr@gsr.io](mailto:gsr@gsr.io).

Follow GSR for more content: [Twitter](#) [Telegram](#) [LinkedIn](#)

**Authors**

Brian Rudick, Senior Strategist [Twitter](#) [Telegram](#)

**Required Disclosures**

This material is provided by GSR (the "Firm") solely for informational purposes, is intended only for sophisticated, institutional investors and does not constitute an offer or commitment, a solicitation of an offer or commitment, or any advice or recommendation, to enter into or conclude any transaction (whether on the terms shown or otherwise), or to provide investment services in any state or country where such an offer or solicitation or provision would be illegal. The Firm is not and does not act as an advisor or fiduciary in providing this material. GSR is not authorised or regulated in the UK by the Financial Conduct Authority. The protections provided by the UK regulatory system will not be available to you. Specifically, information provided herein is intended for institutional persons only and is not suitable for retail persons in the United Kingdom, and no solicitation or recommendation is being made to you in regards to any products or services.

This material is not a research report, and not subject to any of the independence and disclosure standards applicable to research reports prepared pursuant to FINRA or CFTC research rules. This material is not independent of the Firm's proprietary interests, which may conflict with the interests of any counterparty of the Firm. The Firm trades instruments discussed in this material for its own account, may trade contrary to the views expressed in this material, and may have positions in other related instruments.

Information contained herein is based on sources considered to be reliable, but is not guaranteed to be accurate or complete. Any opinions or estimates expressed herein reflect a judgment made by the author(s) as of the date of publication, and are subject to change without notice. Trading and investing in digital assets involves significant risks including price volatility and illiquidity and may not be suitable for all investors. The Firm is not liable whatsoever for any direct or consequential loss arising from the use of this material. Copyright of this material belongs to GSR. Neither this material nor any copy thereof may be taken, reproduced or redistributed, directly or indirectly, without prior written permission of GSR

**Notes & Sources**

All options data is based on Deribit and derivatives graphics are from Laevidas. Market returns are based on price returns for the following ETFs: VOO, QQQ, EWU, EWG, EWJ, and EWH. Onchain volumes are not considered and thus certain token volumes may be understated (e.g., stETH).

CoinGecko	Santiment	DefiLlama	CoinMarketCap	Laevidas
L2Beat	Google Finance	TradingView	Deribit	WorldCoinIndex
Cryptorank	Investing.com	NFT Price Floor	CryptoSlate	