











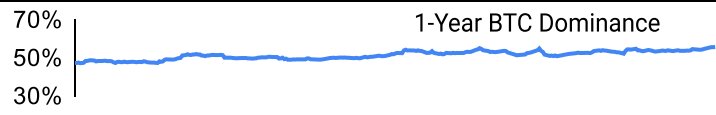
Crypto Leaderboard

Rank	Name	Ticker	Price	24h	7d	30d	24h Vol \$m	MC \$m	1-Year Chart
1	Bitcoin	BTC	\$63,506	5%	-9%	3%	38,551	1,250,203	
2	Ethereum	ETH	\$3,064	4%	-13%	-3%	16,288	367,963	
3	Tether	USDT	\$1.00	0%	0%	0%	61,384	109,084	
4	BNB	BNB	\$549	6%	-9%	8%	2,000	84,518	
5	Solana	SOL	\$139	9%	-19%	-18%	3,863	62,206	
6	USD Coin	USDC	\$1.00	0%	0%	0%	9,499	32,673	
7	Lido stETH	STETH	\$3,059	4%	-12%	-3%	145	28,612	
8	XRP Ledger	XRP	\$0.50	4%	-18%	-14%	1,558	27,540	
9	Toncoin	TON	\$6.26	3%	-14%	65%	424	21,677	
10	Dogecoin	DOGE	\$0.15	3%	-23%	16%	2,185	21,510	

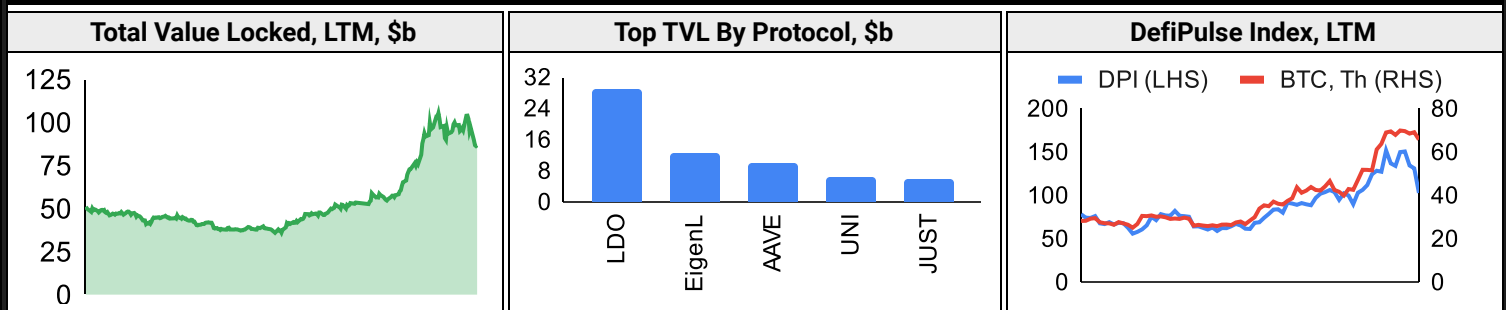
Top & Bottom Performers - Top 100 Tokens

24h		7 Days		30 Days		90 Days		365 Days	
JUP	14%	WBT	1%	TON	65%	PEPE	350%	PEPE	1716%
INJ	11%	LEO	1%	BGB	47%	FET	233%	BONK	1666%
GALA	11%	USDT	0%	MNT	45%	AGIX	213%	TAO	745%
IMX	10%	USDC	0%	NEO	34%	TON	184%	SOL	513%
ZBC	-3%	PEPE	-30%	AVAX	-35%	OP	-30%	CFX	-28%
BEAM	-3%	BONK	-33%	SEI	-35%	LDO	-33%	ATOM	-30%
SUI	-3%	RUNE	-33%	OP	-35%	ARB	-38%	SAND	-31%
TIA	-4%	CFX	-34%	APT	-39%	TIA	-44%	MATIC	-37%

Category Performance

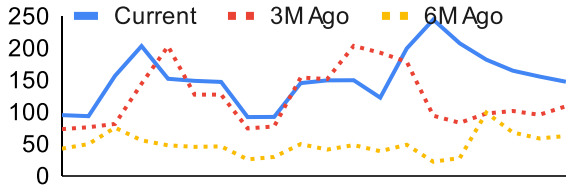
Category	7d	30d	90d	180d	365d	Ecosystem	7d	30d	90d	180d	365d
Currency	-20%	1%	25%	52%	68%	BSC	-19%	2%	34%	140%	59%
Lending	-21%	-8%	20%	79%	93%	Tron	-15%	-3%	28%	61%	70%
Privacy	-20%	-10%	10%	35%	-18%	Cosmos	-19%	-6%	49%	241%	197%
Meme	-21%	-11%	136%	186%	83%	Polkadot	-22%	-9%	40%	128%	41%
Other DeFi	-20%	-11%	1%	76%	30%	Polygon	-24%	-13%	22%	96%	33%
CEXs	-15%	-11%	9%	59%	17%	Ethereum	-23%	-20%	-8%	34%	15%
Scaling	-23%	-13%	9%	148%	14%	Avalanche	-23%	-20%	10%	83%	40%
Smart Contract	-22%	-13%	22%	136%	58%	Solana	-20%	-23%	10%	152%	164%
IoT/Data/Comp.	-25%	-20%	21%	149%	62%						
Gaming/Entertai	-25%	-20%	15%	106%	39%						
DEX	-26%	-28%	3%	112%	40%						

DeFi

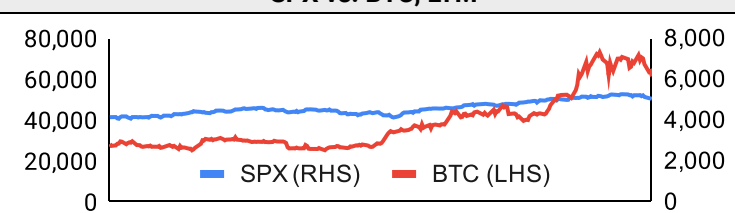


Trading Volume

Aggregate Volumes by Product, \$b					Top Derivatives Exchanges, \$m and bps					Top Spot Exchanges, \$m		
Product	1d	7d	30d	O/I	Exchange	1d Vol	O/I	Mkr	Tkr	Exchange	Score	1d Vol
Spot	49	436	1,640	n/a	Binance	73,110	15,559	2.0	4.0	Binance	9.9	22,626
Perpetuals	529	6,510	25,390	209	Bybit	22,771	9,507	2.0	5.5	Coinbase	8.2	2,986
Futures	1	5	19	1	OKX	29,019	5,528	2.0	5.0	Bybit	7.8	5,480
Options	3	17	58	n/a	Bitget	24,215	7,054	2.0	6.0	OKX	7.6	3,438

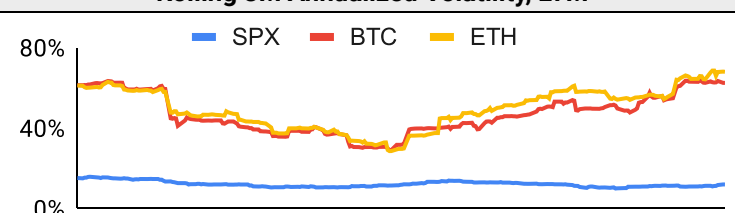
Daily Spot Volume, Top 100 Tokens Last 20d, \$b				Top Volume, 1d, \$m		Top Volume, %20d Avg		Low Volume, %20d Avg	
				USDT	68,354	INJ	139%	XEC	25%
				BTC	38,605	WBTC	138%	FLR	29%
				USDC	8,987	RETH	132%	RBN	40%
				FDUSD	8,840	RUNE	129%	CFX	48%
				SOL	4,652	NEAR	120%	DAI	52%

Traditional Finance

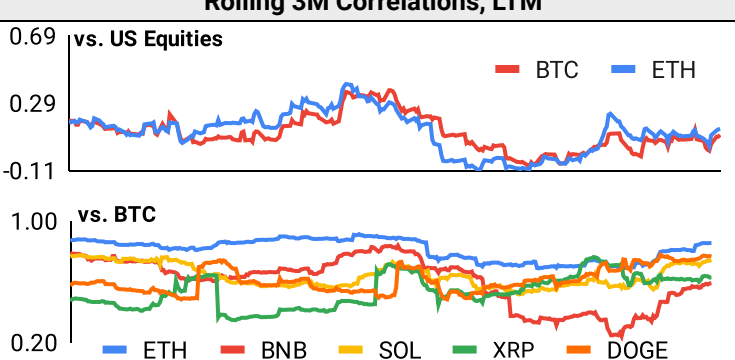
Global Equity Markets							SPX vs. BTC, LTM	
	US	USGrwth	UK	Germany	Japan	HK		
1D	-1%	-1%	1%	0%	-1%	0%	80,000	8,000
7D	-3%	-3%	-2%	-3%	-3%	-6%	60,000	6,000
90D	5%	3%	5%	5%	2%	-6%	40,000	4,000
365D	23%	34%	3%	6%	16%	-27%	20,000	2,000

10-Year Treasury Yields							Commodities & FX					
	US	Brazil	UK	Germany	Japan	HK	Last	WTI	Gas	Gold	USD/EUR	USD/JPY
Last	4.65%	11.66%	4.32%	2.50%	0.87%	3.90%	Last	83.3	1.76	2,400	0.94	154.6
1d Chg	0.07	-0.06	0.05	0.01	0.00	-0.06	1d % Chg	0.7%	2.7%	0.5%	0.2%	0.2%

Volatility

Annualized Volatility							Rolling 3M Annualized Volatility, LTM		
	BTC	ETH	BNB	SOL	XRP	DOGE			
30D	66%	79%	64%	100%	73%	140%	80%		
90D	61%	65%	74%	90%	74%	129%	40%		
180D	56%	61%	64%	105%	64%	103%	0%		
365D	47%	50%	53%	90%	93%	80%			

Correlations

Intra-Crypto Correlations, LTM							Rolling 3M Correlations, LTM	
	BTC	ETH	BNB	SOL	XRP	DOGE		
BTC							0.69	vs. US Equities
ETH	0.81						0.29	
BNB	0.55	0.54					-0.11	
SOL	0.63	0.58	0.43				1.00	vs. BTC
XRP	0.44	0.49	0.31	0.43				
DOGE	0.69	0.63	0.43	0.49	0.42		0.20	

Stablecoins

Stablecoin Market Size and Volume, \$m					Stablecoin Dominance (LHS) & Market Cap \$b (RHS), LTM	
Ticker	Price	1d Vol	20d Avg Vol	Market Cap		
USDT	1.00	68,354	71,993	109,066		
USDC	1.00	8,987	9,135	32,725		
DAI	1.00	280	543	5,348		
USDe	1.00	55	209	2,366		
USDD	0.98	8	8	711		
FRAX	1.00	35	39	648		

Ethereum Mainnet & Layer 2s

Mainnet & Layer 2 Transactions (m/day) and L2 TVL (\$m)					Transactions (m/day), Rolling 90-Day Average, LTM	
Network	1d	30d Avg	TVL	Tech Type		
Base	2.7	2.3	5,240	ORU		
Linea	0.4	1.7	572.75	ZKR		
Arbitrum One	1.7	1.6	16,110	ORU		
Arbitrum Nova	0.4	1.5	42	Optimium		
Degen Chain	2.8	1.3	#N/A	#N/A		
Ethereum	1.2	1.3	-	Mainnet		
zkSync Era	1.0	1.1	667	ZKR		
OP Mainnet	0.6	0.7	6,170	ORU		
Zora	0.4	0.4	29	App-specific ORU		
Blast	0.4	0.4	2,460	App-specific ORU		

Layer 2 Token Performance & Market Cap (\$m)					
	#VALUE	MATIC	MNT	ARB	IMX
30d Return	0%	-29%	44%	-30%	-26%
Market Cap	#VALUE	6,370	3,790	3,060	2,870

NFTs and DAOs

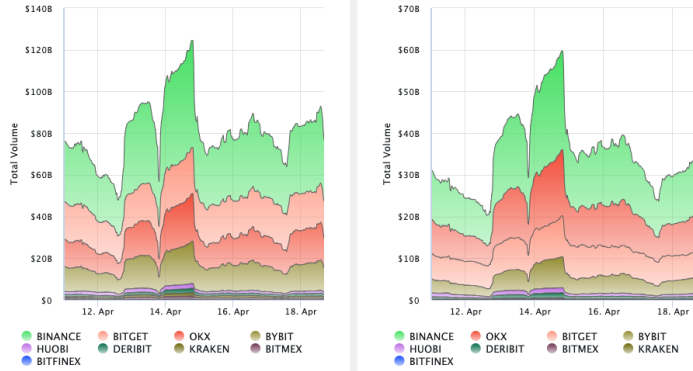
NFT Collection Stats (in ETH)						DAO Treasury Amount (\$m) and Composition					
Collection	Floor	% Listed	3M Ret.	3M Vol	Market Cap	DAO	Treasury	Stables	BTC/ETH	Own Tokens	Other
CryptoPunks	40	12%	-31%	39,086	399,900	Mantle	4,240	2%	17%	79%	2%
Bored Ape Yacht C	12	4%	-51%	95,052	119,400	Arbitrum	3,989	0%	1%	99%	0%
Pudgy Penguins	10	4%	-38%	89,420	91,439	Uniswap	2,897	0%	0%	100%	0%
Autoglyphs	145	1%	-42%	145	74,240	Optimism	1,737	0%	0%	100%	0%
Chromie Squiggle	5	2%	-33%	2,399	53,233	ENS	1,053	0%	0%	88%	12%
Milady Maker	5	6%	2%	27,472	45,380	Ethereum	942	0%	100%	0%	0%
Azuki	4	6%	-42%	49,107	40,498	Golem	561	0%	91%	9%	0%
Mutant Ape Yacht	2	4%	-56%	69,423	39,368	Gnosis	554	7%	24%	53%	16%
Mocaverse	4	1%	0%	5,609	35,996	Merit Circle	535	5%	1%	90%	4%
Fidenza by Tyler H	35	5%	-50%	2,246	34,965	YGG	398	3%	1%	95%	1%

Crypto News

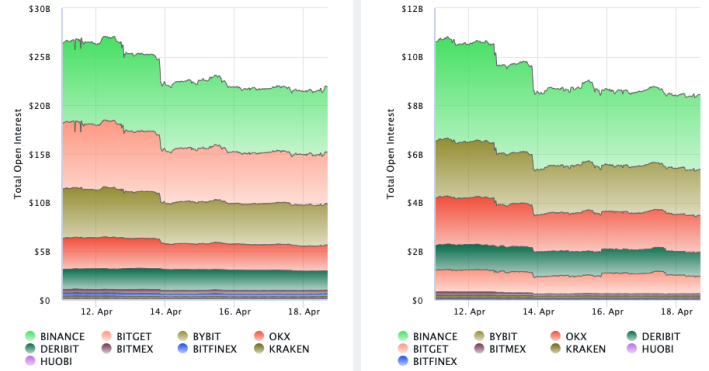
- [Bitcoin halving 2024: How 27,000 BTC are prepping for the big day - AMBCrypto News](#)
- [Bitcoin Likely to Drop After the Halving, JPMorgan Says - CoinDesk](#)
- [BlackRock ETF close to overtaking Grayscale, despite second-lowest daily inflows - Cointelegraph](#)
- [Binance to restart operations in India as compliant FIU-registered entity - The Economic Times](#)
- [Israel and South Korea expand CBDC exploration, announce upcoming pilot projects - Kitco NEWS](#)
- [Aptos Labs pens deals with major tech firms to grow Aptos Ascend - The Block](#)
- ['Big Four' accounting firm EY to use Polygon PoS for business contracts - Blockworks](#)
- [Worldcoin teases 'World Chain' layer-2 - Blockworks](#)
- [Empire Newsletter: Solana patch targets congestion woes - Blockworks](#)

Crypto Futures

Futures Volume (BTC LHS ; ETH RHS), 1d



Futures Open Interest (BTC LHS ; ETH RHS)



OI Weighted Funding Rate (BTC LHS ; ETH RHS), 1d

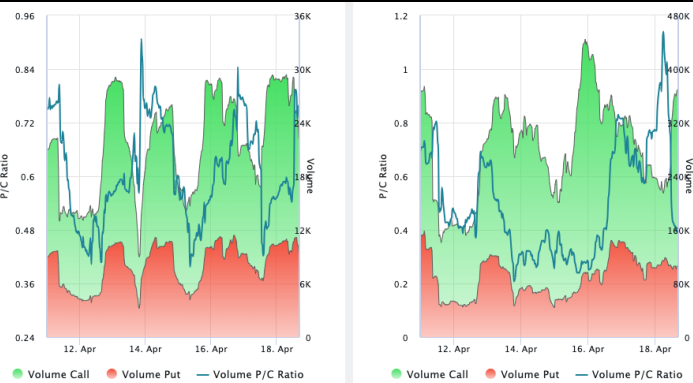


Liquidations (BTC LHS ; ETH RHS), 1d

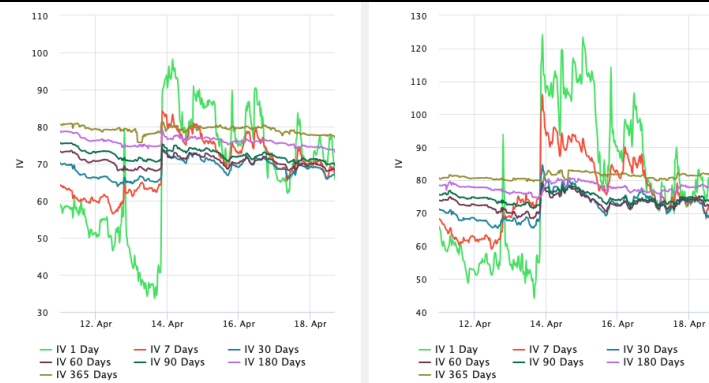


Crypto Options

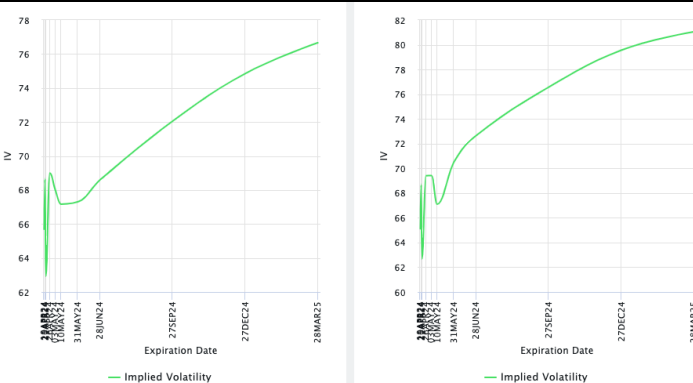
Options Volume & Put/Call Ratio (BTC LHS ; ETH RHS), 1d



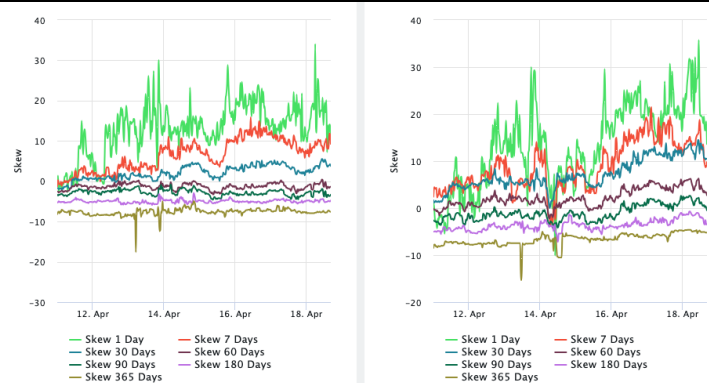
ATM Implied Volatility (BTC LHS ; ETH RHS)



ATM Implied Vol Term Structure (BTC LHS ; ETH RHS)



25 Delta Skew (BTC LHS ; ETH RHS)





April 18, 2024

About GSR

GSR has over a decade of extensive experience in the crypto market, serving as a trusted liquidity provider and active, multi-stage investor. Our suite of services includes OTC Trading, Derivatives, and Market Making. GSR is actively involved in every major sector of the digital asset ecosystem, working with token issuers, institutional investors, miners, and leading trading venues.

For more information or if we can help with anything, please see gsr.io or contact us at gsr@gsr.io.

Follow GSR for more content: [Twitter](#) [Telegram](#) [LinkedIn](#)

Authors

Brian Rudick, Senior Strategist [Twitter](#) [Telegram](#)

Required Disclosures

This material is provided by GSR (the "Firm") solely for informational purposes, is intended only for sophisticated, institutional investors and does not constitute an offer or commitment, a solicitation of an offer or commitment, or any advice or recommendation, to enter into or conclude any transaction (whether on the terms shown or otherwise), or to provide investment services in any state or country where such an offer or solicitation or provision would be illegal. The Firm is not and does not act as an advisor or fiduciary in providing this material. GSR is not authorised or regulated in the UK by the Financial Conduct Authority. The protections provided by the UK regulatory system will not be available to you. Specifically, information provided herein is intended for institutional persons only and is not suitable for retail persons in the United Kingdom, and no solicitation or recommendation is being made to you in regards to any products or services.

This material is not a research report, and not subject to any of the independence and disclosure standards applicable to research reports prepared pursuant to FINRA or CFTC research rules. This material is not independent of the Firm's proprietary interests, which may conflict with the interests of any counterparty of the Firm. The Firm trades instruments discussed in this material for its own account, may trade contrary to the views expressed in this material, and may have positions in other related instruments.

Information contained herein is based on sources considered to be reliable, but is not guaranteed to be accurate or complete. Any opinions or estimates expressed herein reflect a judgment made by the author(s) as of the date of publication, and are subject to change without notice. Trading and investing in digital assets involves significant risks including price volatility and illiquidity and may not be suitable for all investors. The Firm is not liable whatsoever for any direct or consequential loss arising from the use of this material. Copyright of this material belongs to GSR. Neither this material nor any copy thereof may be taken, reproduced or redistributed, directly or indirectly, without prior written permission of GSR

Notes & Sources

All options data is based on Deribit and derivatives graphics are from Laevidas. Market returns are based on price returns for the following ETFs: VOO, QQQ, EWU, EWG, EWJ, and EWH. Onchain volumes are not considered and thus certain token volumes may be understated (e.g., stETH).

CoinGecko	Santiment	DefiLlama	CoinMarketCap	Laevidas
L2Beat	Google Finance	TradingView	Deribit	WorldCoinIndex
Cryptorank	Investing.com	NFT Price Floor	CryptoSlate	