












## Crypto Leaderboard

Rank	Name	Ticker	Price	24h	7d	30d	24h Vol \$m	MC \$m	1-Year Chart
1	Bitcoin	BTC	\$66,166	-4%	-5%	5%	52,262	1,301,565	
2	Ethereum	ETH	\$3,320	-6%	-8%	-5%	23,271	399,176	
3	Tether	USDT	\$1.00	1%	0%	0%	86,608	105,552	
4	BNB	BNB	\$562	-4%	-3%	35%	2,797	86,322	
5	Solana	SOL	\$182	-6%	-5%	39%	4,797	80,907	
6	USD Coin	USDC	\$1.00	1%	0%	0%	12,326	32,977	
7	XRP Ledger	XRP	\$0.59	-2%	-6%	-6%	2,342	32,582	
8	Lido stETH	STETH	\$3,311	-6%	-8%	-5%	164	31,754	
9	Dogecoin	DOGE	\$0.19	-7%	4%	23%	4,193	27,294	
10	Cardano	ADA	\$0.59	-4%	-11%	-19%	713	20,860	

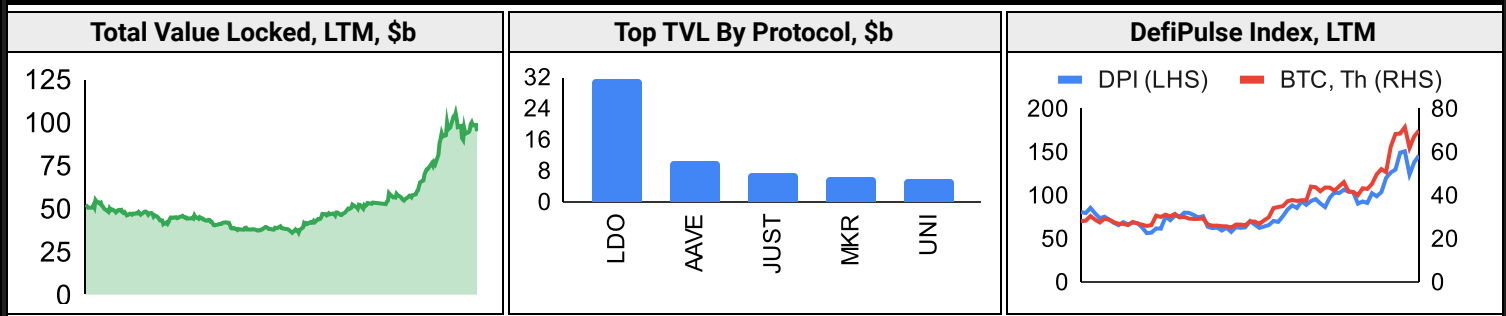
## Top & Bottom Performers - Top 100 Tokens

24h		7 Days		30 Days		90 Days		365 Days	
TAO	10%	MNT	34%	RBN	119%	PEPE	504%	BONK	3626%
LTC	5%	BCH	33%	TON	89%	RBN	435%	TAO	829%
BGB	5%	RBN	19%	MKR	79%	FET	318%	SOL	785%
CORE	2%	BGB	18%	GT	63%	AR	295%	FET	682%
BONK	-10%	OP	-18%	KAS	-24%	LDO	-13%	STRK	-11%
PYTH	-11%	FLOW	-18%	EGLD	-24%	MINA	-22%	EOS	-17%
GT	-11%	RUNE	-19%	TIA	-24%	ARB	-23%	MATIC	-17%
CFX	-12%	CFX	-26%	ARB	-28%	XMR	-23%	XMR	-24%

## Category Performance

Category	7d	30d	90d	180d	365d	Ecosystem	7d	30d	90d	180d	365d
Meme	-9%	20%	200%	353%	132%	Solana	20%	28%	62%	281%	274%
Currency	3%	11%	58%	111%	111%	Polkadot	-13%	6%	48%	154%	60%
Lending	-3%	10%	54%	135%	159%	Cosmos	-12%	5%	58%	273%	258%
DEX	-13%	9%	33%	204%	106%	BSC	-11%	4%	27%	148%	79%
CEXs	-9%	5%	19%	86%	46%	Tron	-7%	0%	36%	82%	80%
Smart Contract	-11%	4%	39%	208%	110%	Avalanche	-10%	-1%	48%	149%	99%
Other DeFi	-9%	4%	40%	149%	83%	Polygon	-11%	-1%	42%	147%	67%
Privacy	-8%	0%	34%	83%	4%	Ethereum	-8%	-5%	28%	89%	59%
Scaling	-7%	-6%	33%	227%	72%						
Gaming/Entertai	-14%	-6%	42%	188%	88%						
IoT/Data/Comp.	-13%	-9%	58%	235%	124%						

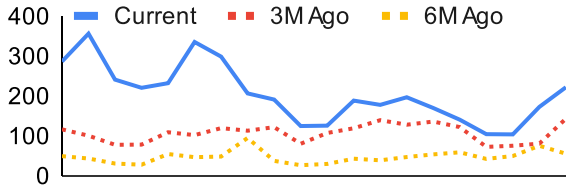
## DeFi



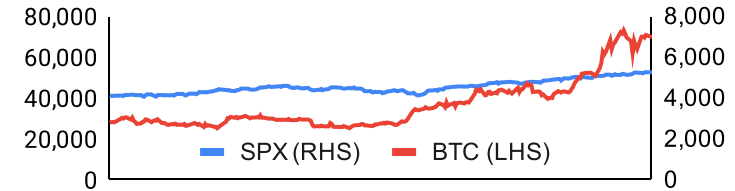
### Trading Volume

Aggregate Volumes by Product, \$b					Top Derivatives Exchanges, \$m and bps					Top Spot Exchanges, \$m		
Product	1d	7d	30d	O/I	Exchange	1d Vol	O/I	Mkr	Tkr	Exchange	Score	1d Vol
Spot	70	341	2,150	n/a	Binance	102,475	21,952	2.0	4.0	Binance	9.9	35,289
Perpetuals	976	6,230	33,780	333	Bybit	33,811	13,046	2.0	5.5	Coinbase	8.2	4,461
Futures	1	4	23	1	OKX	41,980	7,064	2.0	5.0	Bybit	7.8	6,487
Options	3	12	76	n/a	Bitget	28,214	9,109	2.0	6.0	OKX	7.6	5,947

Daily Spot Volume, Top 100 Tokens Last 20d, \$b				Top Volume, 1d, \$m		Top Volume, %20d Avg		Low Volume, %20d Avg	
				USDT	95,633	TAO	196%	RBN	41%
				BTC	48,937	GT	193%	NEAR	54%
				ETH	21,731	LTC	170%	SEI	57%
				USDC	11,777	BGB	152%	BONK	60%
				FDUSD	11,708	LEO	133%	FTM	62%

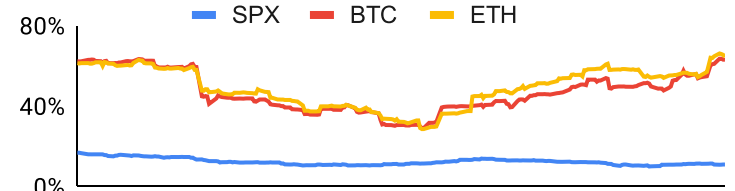
### Traditional Finance

Global Equity Markets							SPX vs. BTC, LTM				
	US	USGrwth	UK	Germany	Japan	HK					
1D	0%	0%	0%	0%	-1%	1%					
7D	0%	0%	1%	1%	-1%	-1%					
90D	11%	11%	4%	8%	11%	-8%					
365D	30%	40%	10%	15%	22%	-21%					

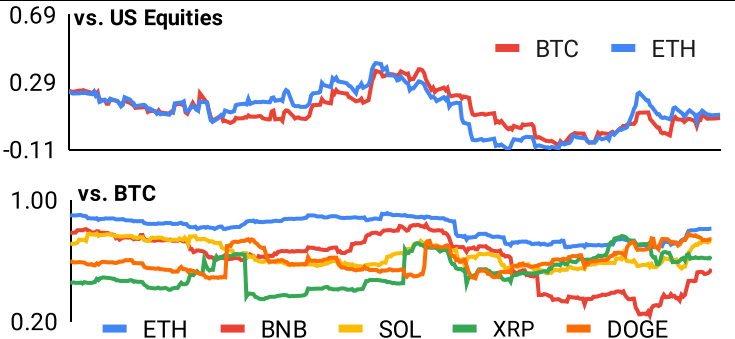
  

10-Year Treasury Yields							Commodities & FX					
	US	Brazil	UK	Germany	Japan	HK	Last	WTI	Gas	Gold	USD/EUR	USD/JPY
Last	4.37%	11.03%	4.12%	2.40%	0.74%	3.80%	Last	84.3	1.85	2,292	0.93	151.6
1d Chg	0.04	-0.04	0.18	0.11	0.00	-0.06	1d % Chg	0.7%	0.9%	1.5%	-0.3%	-0.1%

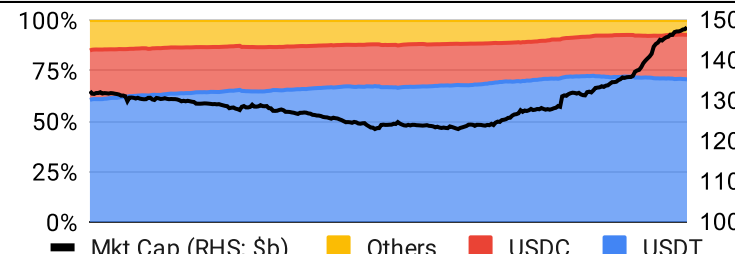
### Volatility

Annualized Volatility							Rolling 3M Annualized Volatility, LTM				
	BTC	ETH	BNB	SOL	XRP	DOGE					
30D	79%	83%	108%	108%	98%	170%					
90D	61%	63%	72%	88%	68%	121%					
180D	54%	57%	62%	103%	60%	97%					
365D	46%	49%	52%	89%	92%	78%					

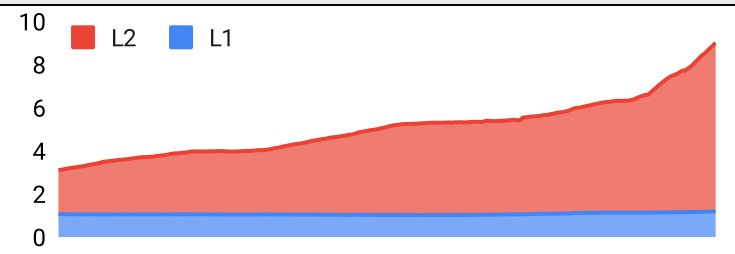
### Correlations

Intra-Crypto Correlations, LTM							Rolling 3M Correlations, LTM				
	BTC	ETH	BNB	SOL	XRP	DOGE					
BTC											
ETH	0.80										
BNB	0.54	0.54									
SOL	0.62	0.57	0.43								
XRP	0.43	0.48	0.30	0.42							
DOGE	0.67	0.60	0.42	0.47	0.40						

## Stablecoins

Stablecoin Market Size and Volume, \$m					Stablecoin Dominance (LHS) & Market Cap \$b (RHS), LTM	
Ticker	Price	1d Vol	20d Avg Vol	Market Cap		
USDT	1.00	95,633	86,064	104,643		
USDC	1.00	11,777	9,920	32,783		
DAI	1.00	386	551	5,347		
USDe	1.00	321	94	1,582		
USDD	1.00	10	9	727		
FRAX		0	0	647		

## Ethereum Mainnet & Layer 2s

Mainnet & Layer 2 Transactions (m/day) and L2 TVL (\$m)					Transactions (m/day), Rolling 90-Day Average, LTM	
Network	1d	30d Avg	TVL	Tech Type		
Arbitrum Nova	0.8	3.2	46	Optimium		
Linea	4.6	1.6	433	ZKR		
Ethereum	1.2	1.3	-	Mainnet		
Arbitrum One	1.3	1.2	15,910	ORU		
Base	2.3	1.2	3,470	ORU		
zkSync Era	1.0	1.1	705	ZKR		
OP Mainnet	0.6	0.6	7,510	ORU		
Scroll	0.3	0.3	148	ZKR		
Blast	0.4	0.3	2,490	App-specific ORU		
Immutable X	0.2	0.2	247	App-specific Validium		

Layer 2 Token Performance & Market Cap (\$m)					
	#VALUE	MATIC	MNT	ARB	IMX
30d Return	0%	-17%	36%	-30%	-20%
Market Cap	#VALUE	8,280	3,930	3,840	3,750

## NFTs and DAOs

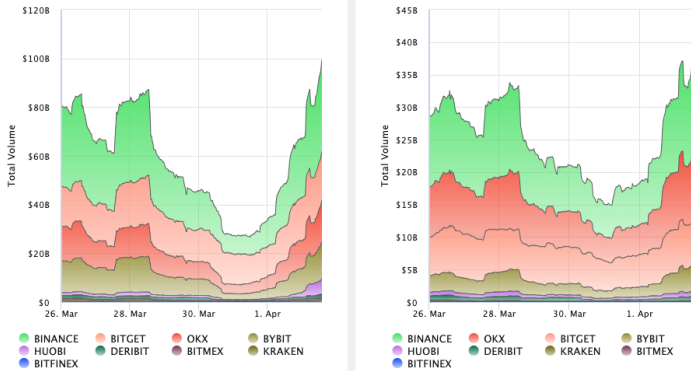
NFT Collection Stats (in ETH)						DAO Treasury Amount (\$m) and Composition					
Collection	Floor	% Listed	3M Ret.	3M Vol	Market Cap	DAO	Treasury	Stables	BTC/ETH	Own Tokens	Other
CryptoPunks	43	11%	-23%	41,814	429,900	Arbitrum	5,105	0%	1%	99%	0%
Autoglyphs	225	1%	-10%	0	115,200	Mantle	4,656	3%	17%	78%	2%
Bored Ape Yacht C	11	5%	-57%	98,412	112,840	Uniswap	4,582	0%	0%	100%	0%
Pudgy Penguins	12	4%	1%	106,226	103,783	Optimism	2,492	0%	0%	100%	0%
Chromie Squiggle	5	3%	-36%	2,642	53,282	Ethereum	1,018	0%	100%	0%	0%
Azuki	4	7%	-31%	83,926	42,830	YGG	683	1%	0%	98%	1%
Mutant Ape Yacht	2	5%	-59%	87,256	39,360	Merit Circle	627	5%	1%	89%	5%
Fidenza by Tyler H	39	6%	-47%	2,471	38,961	Golem	619	0%	88%	12%	0%
The Captainz	4	2%	-10%	11,150	35,976	Gnosis	571	7%	28%	49%	16%
Milady Maker	4	7%	2%	24,682	35,798	Ribbon Finan	535	0%	1%	99%	0%

## Crypto News

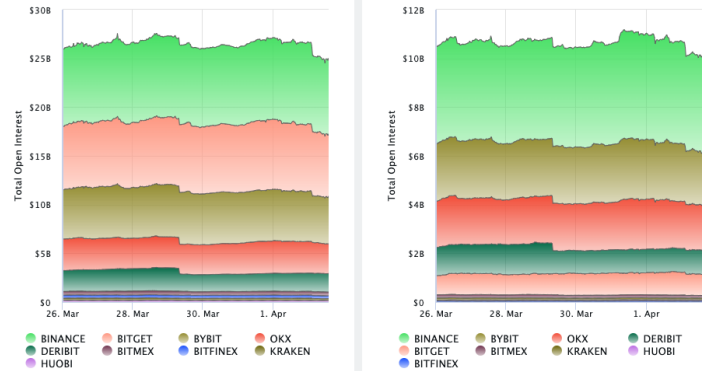
- [Bitcoin falls for a second day as investors brace for more volatility in April - CNBC](#)
- [Burkett Financial Services buys Bitcoin via ETFs - CryptoSlate](#)
- [Ethena Labs' ENA Token Goes Live, Starts Trading at 64 Cents - CoinDesk](#)
- [Crypto Bulls See \\$400M Liquidations as Solana, Dogecoin Lead Slide in Majors - CoinDesk](#)
- [Solana breaks \\$200 as memecoin and airdrop interest continue - Blockworks](#)
- [Binance adds 3 independent members to its board - Blockworks](#)
- [Crypto Exchange Deribit's Dubai-Based Unit Wins Conditional VASP License - CoinDesk](#)
- [Singapore Enacts Licencing Requirements for Crypto Custody Services and Others - CoinDesk](#)
- [Sam Bankman-Fried Now Feels Remorse for His Actions After Getting a 25-Year Prison Sentence - CoinDesk](#)

## Crypto Futures

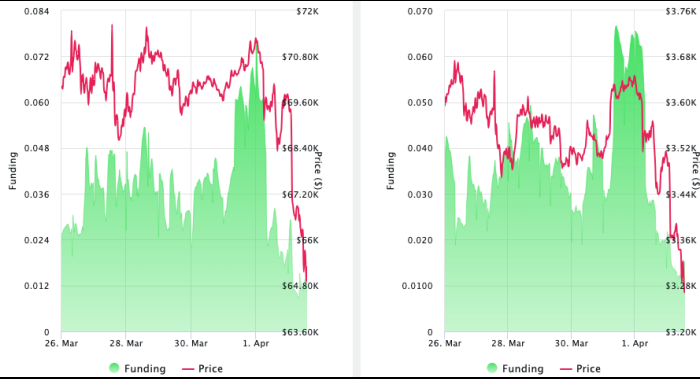
### Futures Volume (BTC LHS ; ETH RHS), 1d



### Futures Open Interest (BTC LHS ; ETH RHS)



### OI Weighted Funding Rate (BTC LHS ; ETH RHS), 1d

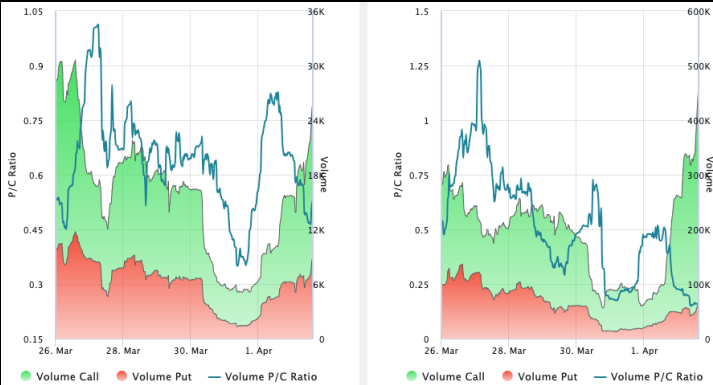


### Liquidations (BTC LHS ; ETH RHS), 1d

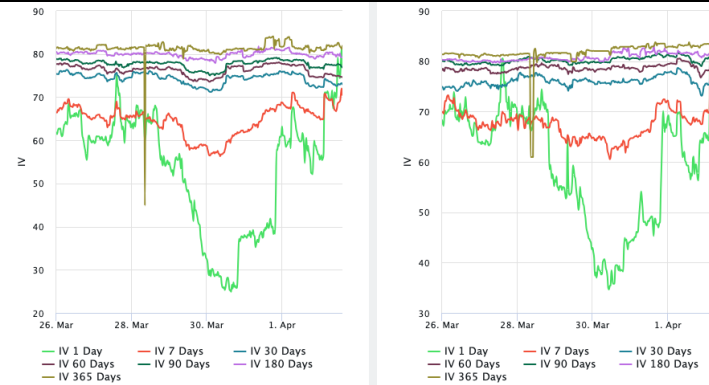


## Crypto Options

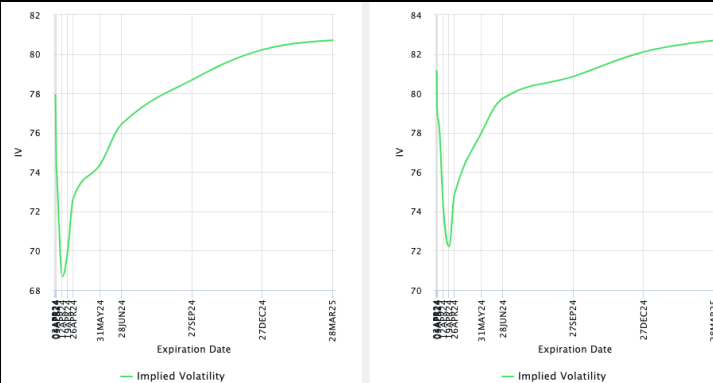
### Options Volume & Put/Call Ratio (BTC LHS ; ETH RHS), 1d



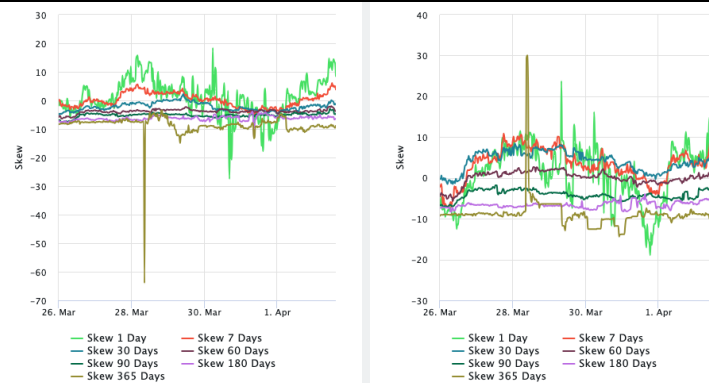
### ATM Implied Volatility (BTC LHS ; ETH RHS)



### ATM Implied Vol Term Structure (BTC LHS ; ETH RHS)



### 25 Delta Skew (BTC LHS ; ETH RHS)



**About GSR**

GSR has over a decade of extensive experience in the crypto market, serving as a trusted liquidity provider and active, multi-stage investor. Our suite of services includes OTC Trading, Derivatives, and Market Making. GSR is actively involved in every major sector of the digital asset ecosystem, working with token issuers, institutional investors, miners, and leading trading venues.

For more information or if we can help with anything, please see [gsr.io](https://gsr.io) or contact us at [gsr@gsr.io](mailto:gsr@gsr.io).

Follow GSR for more content: [Twitter](#) [Telegram](#) [LinkedIn](#)

**Authors**

Brian Rudick, Senior Strategist [Twitter](#) [Telegram](#)

**Required Disclosures**

This material is provided by GSR (the "Firm") solely for informational purposes, is intended only for sophisticated, institutional investors and does not constitute an offer or commitment, a solicitation of an offer or commitment, or any advice or recommendation, to enter into or conclude any transaction (whether on the terms shown or otherwise), or to provide investment services in any state or country where such an offer or solicitation or provision would be illegal. The Firm is not and does not act as an advisor or fiduciary in providing this material. GSR is not authorised or regulated in the UK by the Financial Conduct Authority. The protections provided by the UK regulatory system will not be available to you. Specifically, information provided herein is intended for institutional persons only and is not suitable for retail persons in the United Kingdom, and no solicitation or recommendation is being made to you in regards to any products or services.

This material is not a research report, and not subject to any of the independence and disclosure standards applicable to research reports prepared pursuant to FINRA or CFTC research rules. This material is not independent of the Firm's proprietary interests, which may conflict with the interests of any counterparty of the Firm. The Firm trades instruments discussed in this material for its own account, may trade contrary to the views expressed in this material, and may have positions in other related instruments.

Information contained herein is based on sources considered to be reliable, but is not guaranteed to be accurate or complete. Any opinions or estimates expressed herein reflect a judgment made by the author(s) as of the date of publication, and are subject to change without notice. Trading and investing in digital assets involves significant risks including price volatility and illiquidity and may not be suitable for all investors. The Firm is not liable whatsoever for any direct or consequential loss arising from the use of this material. Copyright of this material belongs to GSR. Neither this material nor any copy thereof may be taken, reproduced or redistributed, directly or indirectly, without prior written permission of GSR

**Notes & Sources**

All options data is based on Deribit and derivatives graphics are from Laevidas. Market returns are based on price returns for the following ETFs: VOO, QQQ, EWU, EWG, EWJ, and EWH. Onchain volumes are not considered and thus certain token volumes may be understated (e.g., stETH).

CoinGecko	Santiment	DefiLlama	CoinMarketCap	Laevidas
L2Beat	Google Finance	TradingView	Deribit	WorldCoinIndex
Cryptorank	Investing.com	NFT Price Floor	CryptoSlate	