




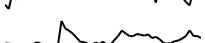






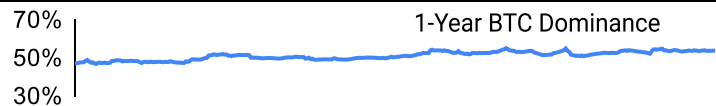
Crypto Leaderboard

Rank	Name	Ticker	Price	24h	7d	30d	24h Vol \$m	MC \$m	1-Year Chart
1	Bitcoin	BTC	\$66,129	0%	-5%	-3%	43,207	1,300,891	
2	Ethereum	ETH	\$3,322	0%	-5%	-9%	20,419	398,933	
3	Tether	USDT	\$1.00	0%	0%	0%	72,703	105,378	
4	BNB	BNB	\$557	0%	-3%	33%	2,134	85,728	
5	Solana	SOL	\$188	4%	1%	42%	5,159	83,732	
6	USD Coin	USDC	\$1.00	0%	0%	0%	10,331	32,885	
7	XRP Ledger	XRP	\$0.58	-1%	-5%	-10%	1,716	32,042	
8	Lido stETH	STETH	\$3,316	0%	-5%	-9%	105	31,771	
9	Dogecoin	DOGE	\$0.18	-3%	-4%	0%	3,568	26,352	
10	Cardano	ADA	\$0.58	-1%	-10%	-24%	561	20,646	

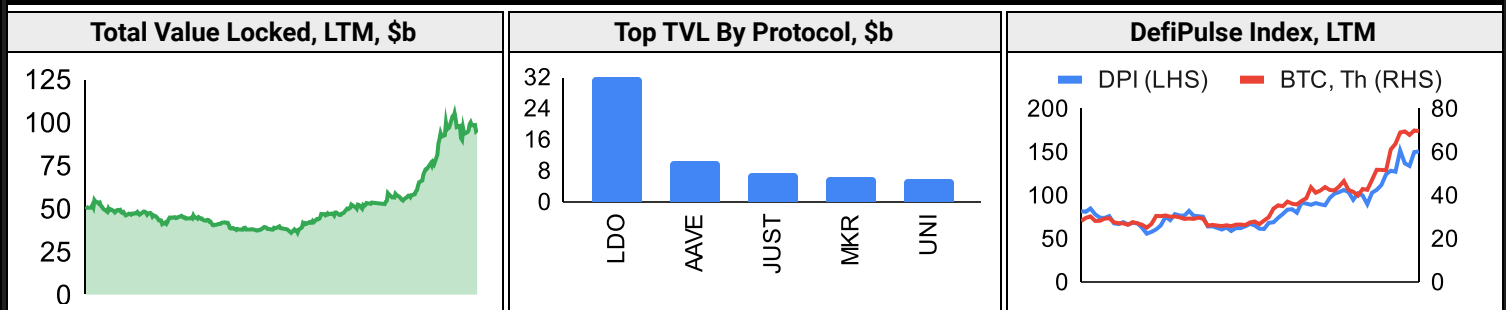
Top & Bottom Performers - Top 100 Tokens

24h		7 Days		30 Days		90 Days		365 Days	
ENA	42%	BGB	41%	RBN	108%	PEPE	600%	BONK	2200%
JUP	30%	FLR	28%	TON	85%	RBN	405%	TAO	876%
FLR	28%	MKR	13%	MKR	77%	AR	275%	SOL	802%
BGB	22%	BCH	12%	GT	63%	FET	269%	FET	641%
UNI	-3%	SEI	-19%	SHIB	-25%	MINA	-18%	SAND	-4%
STX	-4%	AR	-19%	ARB	-26%	TIA	-21%	STRK	-11%
APT	-5%	CFX	-24%	BONK	-39%	XMR	-25%	MATIC	-20%
W	-13%	BTT	-50%	BTT	-50%	ARB	-27%	XMR	-22%

Category Performance

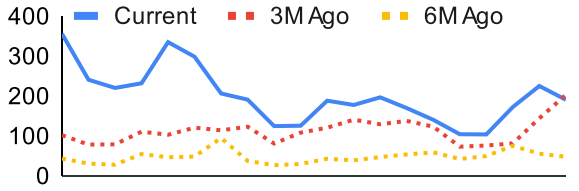
Category	7d	30d	90d	180d	365d	Ecosystem	7d	30d	90d	180d	365d
DEX	-11%	9%	28%	204%	100%	Polkadot	-12%	5%	40%	145%	54%
Lending	0%	7%	53%	136%	156%	Solana	-6%	4%	33%	247%	250%
Meme	-7%	7%	273%	513%	239%	BSC	-8%	3%	25%	145%	82%
CEXs	-8%	6%	17%	85%	44%	Avalanche	-8%	-1%	44%	142%	92%
Other DeFi	-7%	6%	37%	146%	88%	Cosmos	-10%	-1%	51%	269%	256%
Currency	1%	4%	48%	101%	101%	Polygon	-10%	-2%	38%	143%	65%
Smart Contract	-8%	1%	37%	205%	108%	Tron	-6%	-3%	35%	83%	82%
Privacy	-7%	-3%	28%	75%	1%	Ethereum	-6%	-7%	24%	83%	52%
Scaling	-7%	-5%	28%	225%	62%						
Gaming/Entertai	-11%	-9%	36%	182%	85%						
IoT/Data/Comp.	-13%	-11%	51%	233%	112%						

DeFi

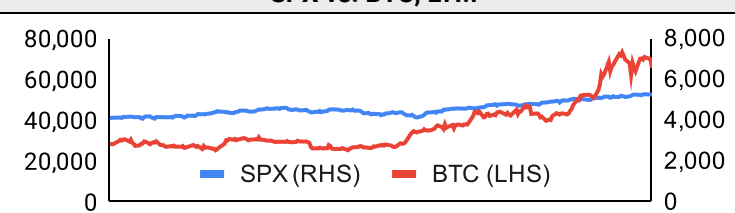


Trading Volume

Aggregate Volumes by Product, \$b					Top Derivatives Exchanges, \$m and bps					Top Spot Exchanges, \$m		
Product	1d	7d	30d	O/I	Exchange	1d Vol	O/I	Mkr	Tkr	Exchange	Score	1d Vol
Spot	60	334	2,140	n/a	Binance	79,511	21,547	2.0	4.0	Binance	9.9	30,629
Perpetuals	909	4,600	32,460	329	Bybit	24,881	12,936	2.0	5.5	Coinbase	8.2	3,856
Futures	1	4	23	1	OKX	31,885	6,948	2.0	5.0	Bybit	7.8	5,155
Options	2	12	75	n/a	Bitget	26,099	9,062	2.0	6.0	OKX	7.6	4,157

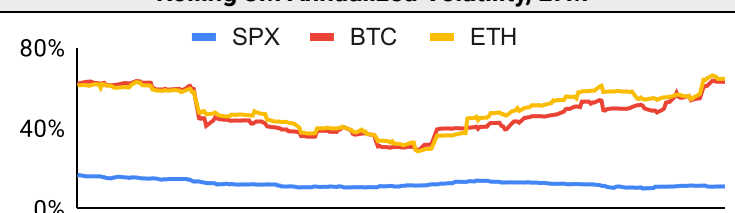
Daily Spot Volume, Top 100 Tokens Last 20d, \$b		Top Volume, 1d, \$m		Top Volume, %20d Avg		Low Volume, %20d Avg	
		USDT	81,317	FLR	485%	SEI	36%
		BTC	41,528	BGB	211%	FTM	42%
		ETH	19,186	LTC	161%	CFX	45%
		USDC	10,603	LEO	147%	AVAX	48%
		FDUSD	10,602	GT	143%	RON	51%

Traditional Finance

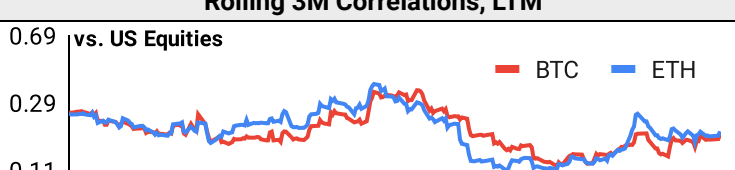
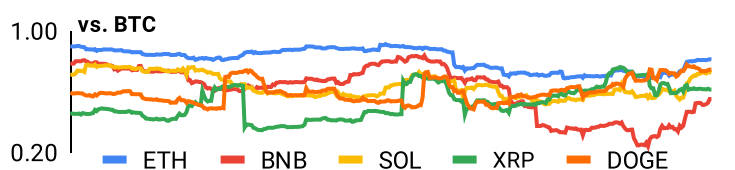
Global Equity Markets							SPX vs. BTC, LTM	
	US	USGrwth	UK	Germany	Japan	HK		
1D	-1%	-1%	0%	-1%	-1%	1%	40,000	4,000
7D	0%	0%	0%	-1%	-2%	1%	20,000	2,000
90D	11%	11%	4%	8%	11%	-6%	0	0
365D	28%	39%	8%	13%	21%	-21%		

10-Year Treasury Yields							Commodities & FX					
	US	Brazil	UK	Germany	Japan	HK	Last	WTI	Gas	Gold	USD/EUR	USD/JPY
Last	4.39%	11.11%	4.11%	2.39%	0.77%	3.83%	Last	85.9	1.88	2,291	0.93	151.8
1d Chg	0.02	-0.04	0.02	-0.02	0.00	-0.06	1d % Chg	0.9%	0.9%	0.4%	-0.1%	0.2%

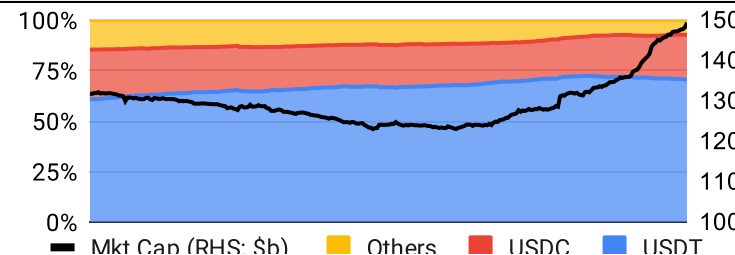
Volatility

Annualized Volatility							Rolling 3M Annualized Volatility, LTM				
	BTC	ETH	BNB	SOL	XRP	DOGE					
30D	75%	82%	109%	109%	97%	160%	80%				
90D	61%	63%	73%	88%	68%	122%	40%				
180D	54%	57%	62%	103%	60%	98%	0%				
365D	46%	49%	52%	89%	92%	78%					

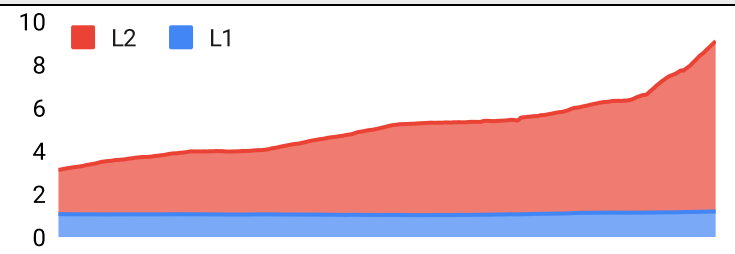
Correlations

Intra-Crypto Correlations, LTM							Rolling 3M Correlations, LTM	
	BTC	ETH	BNB	SOL	XRP	DOGE		
BTC								
ETH	0.80							
BNB	0.54	0.54						
SOL	0.62	0.57	0.43					
XRP	0.43	0.48	0.30	0.42				
DOGE	0.68	0.61	0.42	0.47	0.41			

Stablecoins

Stablecoin Market Size and Volume, \$m					Stablecoin Dominance (LHS) & Market Cap \$b (RHS), LTM	
Ticker	Price	1d Vol	20d Avg Vol	Market Cap		
USDT	1.00	81,317	84,347	105,349		
USDC	1.00	10,603	9,836	32,921		
DAI	1.00	626	560	5,349		
USDe	1.00	1,098	172	1,880		
USDD	1.00	7	9	726		
FRAX	1.00	72	22	648		

Ethereum Mainnet & Layer 2s

Mainnet & Layer 2 Transactions (m/day) and L2 TVL (\$m)					Transactions (m/day), Rolling 90-Day Average, LTM	
Network	1d	30d Avg	TVL	Tech Type		
Arbitrum Nova	1.1	3.1	46	Optimium		
Linea	4.4	1.7	429	ZKR		
Ethereum	1.2	1.3	-	Mainnet		
Base	2.6	1.3	3,690	ORU		
Arbitrum One	1.6	1.2	18,250	ORU		
zkSync Era	0.9	1.1	709	ZKR		
OP Mainnet	0.6	0.6	7,550	ORU		
Scroll	0.3	0.3	149	ZKR		
Blast	0.6	0.3	2,500	App-specific ORU		
Immutable X	0.1	0.2	260	App-specific Validium		

Layer 2 Token Performance & Market Cap (\$m)					
	#VALUE	MATIC	MNT	IMX	ARB
30d Return	0%	-17%	44%	-14%	-27%
Market Cap	#VALUE	8,450	4,110	3,950	3,930

NFTs and DAOs

NFT Collection Stats (in ETH)						DAO Treasury Amount (\$m) and Composition					
Collection	Floor	% Listed	3M Ret.	3M Vol	Market Cap	DAO	Treasury	Stables	BTC/ETH	Own Tokens	Other
CryptoPunks	42	12%	-25%	42,027	419,850	Arbitrum	5,245	0%	1%	99%	0%
Bored Ape Yacht C	12	5%	-56%	97,027	117,940	Mantle	4,865	3%	17%	79%	2%
Autoglyphs	225	1%	-10%	0	115,200	Uniswap	4,470	0%	0%	100%	0%
Pudgy Penguins	12	4%	1%	103,864	105,598	Optimism	2,508	0%	0%	100%	0%
Chromie Squiggle	5	3%	-35%	2,601	53,282	Ethereum	1,036	0%	100%	0%	0%
Azuki	4	7%	-29%	81,985	43,469	Merit Circle	647	5%	1%	89%	5%
Fidenza by Tyler H	39	6%	-47%	2,471	38,961	Golem	631	0%	88%	12%	0%
Milady Maker	4	6%	2%	24,855	38,670	YGG	610	1%	0%	98%	1%
Mutant Ape Yacht	2	5%	-62%	86,414	37,240	Gnosis	586	7%	27%	50%	16%
The Captainz	4	2%	-10%	11,091	36,166	Ribbon Finan	520	0%	1%	99%	0%

Crypto News

- [Bitcoin tumbles \\$5,000 in 24 hours as interest rates jump - CNBC](#)
- [BitVM 2: Opening Up The Playing Field - Bitcoin Magazine](#)
- [Bitfinex launches volatility futures on Bitcoin and Ether - Cointelegraph](#)
- [Bitfarms announces \\$240M mining upgrade to triple post-halving hash rate - Cointelegraph](#)
- [Bitcoin ETF Trading Volumes Tripled in March as the Largest Cryptocurrency Hit Record Highs - CoinDesk](#)
- [Why a Hong Kong Bitcoin ETF launch 'would be a very big deal' as China bans crypto - DLNews](#)
- [Noble brings FRAX and sFRAX to Cosmos and IBC ecosystem - Blockworks](#)
- [Paradigm seeks to raise up to \\$850M for new fund: Bloomberg - Blockworks](#)
- [DOJ moves 30K BTC connected to Silk Road seizure - Blockworks](#)



April 3, 2024

About GSR

GSR has over a decade of extensive experience in the crypto market, serving as a trusted liquidity provider and active, multi-stage investor. Our suite of services includes OTC Trading, Derivatives, and Market Making. GSR is actively involved in every major sector of the digital asset ecosystem, working with token issuers, institutional investors, miners, and leading trading venues.

For more information or if we can help with anything, please see gsr.io or contact us at gsr@gsr.io.

Follow GSR for more content: [Twitter](#) [Telegram](#) [LinkedIn](#)

Authors

Brian Rudick, Senior Strategist [Twitter](#) [Telegram](#)

Required Disclosures

This material is provided by GSR (the "Firm") solely for informational purposes, is intended only for sophisticated, institutional investors and does not constitute an offer or commitment, a solicitation of an offer or commitment, or any advice or recommendation, to enter into or conclude any transaction (whether on the terms shown or otherwise), or to provide investment services in any state or country where such an offer or solicitation or provision would be illegal. The Firm is not and does not act as an advisor or fiduciary in providing this material. GSR is not authorized or regulated in the UK by the Financial Conduct Authority. The protections provided by the UK regulatory system will not be available to you. Specifically, information provided herein is intended for institutional persons only and is not suitable for retail persons in the United Kingdom, and no solicitation or recommendation is being made to you in regards to any products or services.

This material is not a research report, and not subject to any of the independence and disclosure standards applicable to research reports prepared pursuant to FINRA or CFTC research rules. This material is not independent of the Firm's proprietary interests, which may conflict with the interests of any counterparty of the Firm. The Firm trades instruments discussed in this material for its own account, may trade contrary to the views expressed in this material, and may have positions in other related instruments.

Information contained herein is based on sources considered to be reliable, but is not guaranteed to be accurate or complete. Any opinions or estimates expressed herein reflect a judgment made by the author(s) as of the date of publication, and are subject to change without notice. Trading and investing in digital assets involves significant risks including price volatility and illiquidity and may not be suitable for all investors. The Firm is not liable whatsoever for any direct or consequential loss arising from the use of this material. Copyright of this material belongs to GSR. Neither this material nor any copy thereof may be taken, reproduced or redistributed, directly or indirectly, without prior written permission of GSR

Notes & Sources

All options data is based on Deribit and derivatives graphics are from Laevidas. Market returns are based on price returns for the following ETFs: VOO, QQQ, EWU, EWG, EWJ, and EWH. Onchain volumes are not considered and thus certain token volumes may be understated (e.g., stETH).

CoinGecko	Santiment	DefiLlama	CoinMarketCap	Laevidas
L2Beat	Google Finance	TradingView	Deribit	WorldCoinIndex
Cryptorank	Investing.com	NFT Price Floor	CryptoSlate	