

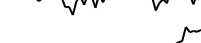

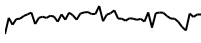




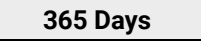


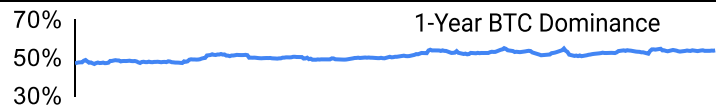
Crypto Leaderboard

Rank	Name	Ticker	Price	24h	7d	30d	24h Vol \$m	MC \$m	1-Year Chart
1	Bitcoin	BTC	\$67,183	1%	-5%	6%	31,294	1,321,689	
2	Ethereum	ETH	\$3,364	0%	-6%	-5%	14,168	403,743	
3	Tether	USDT	\$1.00	0%	0%	0%	43,775	105,972	
4	BNB	BNB	\$590	5%	1%	49%	2,015	90,534	
5	Solana	SOL	\$188	-1%	-1%	49%	4,158	83,628	
6	USD Coin	USDC	\$1.00	-1%	0%	0%	11,046	32,816	
7	XRP Ledger	XRP	\$0.60	2%	-4%	1%	2,136	32,665	
8	Lido stETH	STETH	\$3,355	1%	-5%	-5%	83	32,010	
9	Dogecoin	DOGE	\$0.18	1%	-17%	19%	2,551	26,342	
10	Cardano	ADA	\$0.59	0%	-10%	-15%	470	20,670	

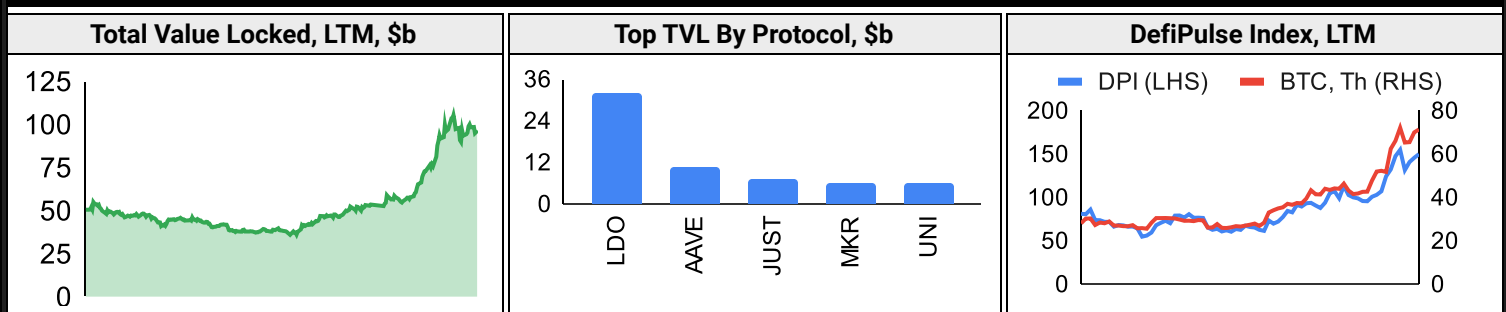
Top & Bottom Performers - Top 100 Tokens

24h		7 Days		30 Days		90 Days		365 Days	
ENA	16%	BGB	30%	RBN	119%	PEPE	600%	BONK	2300%
MNT	9%	TAO	15%	TON	97%	RBN	404%	TAO	947%
STX	8%	BCH	13%	MKR	96%	FET	308%	SOL	796%
BCH	7%	MNT	12%	FET	62%	AGIX	297%	FET	674%
CORE	-3%	SNX	-18%	ARB	-24%	XMR	-17%	SAND	-7%
CRO	-3%	AGIX	-19%	SHIB	-25%	TIA	-20%	STRK	-11%
FLR	-9%	CFX	-22%	OP	-30%	ARB	-23%	XMR	-18%
W	-16%	BTT	-50%	BTT	-50%	LDO	-26%	MATIC	-20%

Category Performance

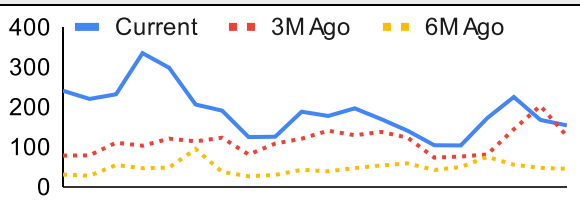
Category	7d	30d	90d	180d	365d	Ecosystem	7d	30d	90d	180d	365d
Meme	-17%	24%	278%	509%	238%	Solana	-9%	17%	37%	249%	246%
Currency	1%	18%	54%	109%	108%	Polkadot	-12%	14%	50%	148%	55%
Lending	-7%	17%	57%	136%	156%	BSC	-9%	14%	32%	146%	82%
DEX	-13%	14%	34%	207%	101%	Avalanche	-10%	8%	50%	147%	94%
Other DeFi	-7%	9%	39%	148%	87%	Polygon	-11%	7%	45%	146%	64%
Smart Contract	-9%	8%	44%	206%	106%	Cosmos	-10%	2%	56%	279%	256%
Privacy	-7%	7%	32%	75%	2%	Ethereum	-8%	-2%	27%	86%	53%
CEXs	-9%	6%	20%	87%	43%	Tron	-4%	-6%	43%	90%	87%
Scaling	-6%	0%	36%	232%	65%						
IoT/Data/Comp.	-14%	-2%	59%	237%	112%						
Gaming/Entertai	-13%	-2%	44%	184%	79%						

DeFi

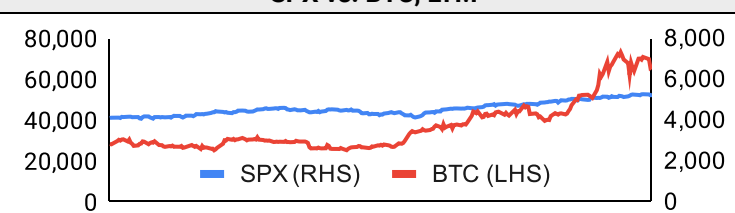


Trading Volume

Aggregate Volumes by Product, \$b					Top Derivatives Exchanges, \$m and bps					Top Spot Exchanges, \$m		
Product	1d	7d	30d	O/I	Exchange	1d Vol	O/I	Mkr	Tkr	Exchange	Score	1d Vol
Spot	49	352	2,180	n/a	Binance	61,994	21,988	2.0	4.0	Binance	9.9	25,321
Perpetuals	621	5,050	32,220	300	Bybit	19,326	13,134	2.0	5.5	Coinbase	8.2	3,002
Futures	1	4	24	2	OKX	22,449	7,130	2.0	5.0	Bybit	7.8	4,004
Options	1	12	72	n/a	Bitget	20,291	9,229	2.0	6.0	OKX	7.6	3,281

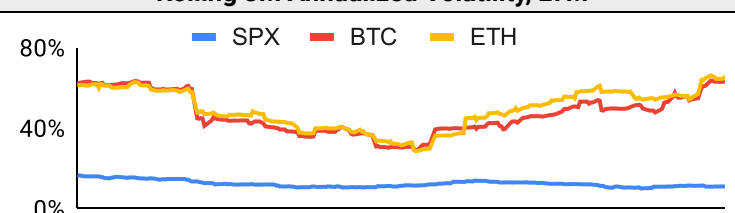
Daily Spot Volume, Top 100 Tokens Last 20d, \$b				Top Volume, 1d, \$m		Top Volume, %20d Avg		Low Volume, %20d Avg	
				USDT	66,540	BGB	234%	FTM	32%
				BTC	30,409	CRO	198%	CFX	33%
				ETH	13,579	FLR	196%	SEI	39%
				USDC	10,966	BCH	196%	MNT	44%
				FDUSD	8,271	LEO	183%	AVAX	44%

Traditional Finance

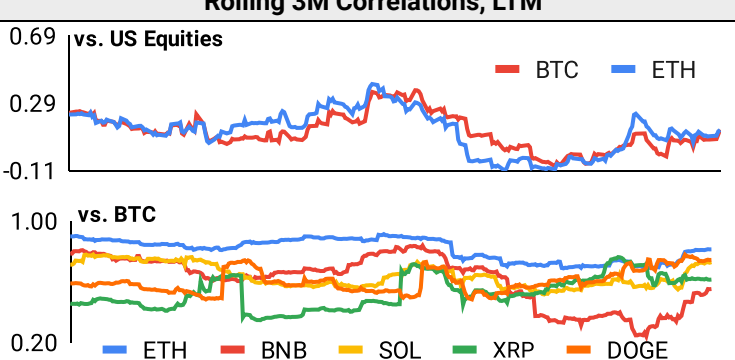
Global Equity Markets							SPX vs. BTC, LTM	
	US	USGrwth	UK	Germany	Japan	HK		
1D	0%	0%	0%	1%	1%	-1%	40,000	4,000
7D	-1%	-1%	0%	-1%	-2%	0%	20,000	2,000
90D	12%	12%	4%	9%	12%	-6%	0	0
365D	29%	39%	9%	13%	22%	-22%		

10-Year Treasury Yields							Commodities & FX					
	US	Brazil	UK	Germany	Japan	HK	Last	WTI	Gas	Gold	USD/EUR	USD/JPY
Last	4.32%	11.16%	4.04%	2.35%	0.78%	3.83%	Last	85.4	1.84	2,311	0.92	151.6
1d Chg	-0.03	-0.04	-0.02	-0.05	0.00	-0.06	1d % Chg	-0.1%	-0.1%	-0.2%	-0.3%	-0.1%

Volatility

Annualized Volatility							Rolling 3M Annualized Volatility, LTM			
	BTC	ETH	BNB	SOL	XRP	DOGE				
30D	71%	82%	107%	106%	93%	150%	80%			
90D	61%	63%	73%	87%	69%	123%	40%			
180D	54%	57%	63%	103%	60%	98%	0%			
365D	46%	49%	52%	89%	92%	78%				

Correlations

Intra-Crypto Correlations, LTM							Rolling 3M Correlations, LTM				
	BTC	ETH	BNB	SOL	XRP	DOGE					
BTC							0.69				
ETH	0.80						0.29				
BNB	0.54	0.54					-0.11				
SOL	0.62	0.57	0.43				1.00				
XRP	0.43	0.48	0.30	0.42			0.20				
DOGE	0.67	0.61	0.42	0.47	0.41						

Stablecoins

Stablecoin Market Size and Volume, \$m					Stablecoin Dominance (LHS) & Market Cap \$b (RHS), LTM	
Ticker	Price	1d Vol	20d Avg Vol	Market Cap		
USDT	1.00	66,540	79,976	106,168		
USDC	1.00	10,966	9,466	32,868		
DAI	1.00	907	559	5,348		
USDe	1.00	284	157	1,971		
USDD	1.00	7	8	723		
FRAX	1.00	45	21	648		

Ethereum Mainnet & Layer 2s

Mainnet & Layer 2 Transactions (m/day) and L2 TVL (\$m)					Transactions (m/day), Rolling 90-Day Average, LTM	
Network	1d	30d Avg	TVL	Tech Type		
Arbitrum Nova	0.6	3.0	47	Optimium		
Linea	4.5	1.8	436	ZKR		
Base	2.7	1.3	3,820	ORU		
Ethereum	1.2	1.3	-	Mainnet		
Arbitrum One	1.4	1.2	18,400	ORU		
zkSync Era	0.9	1.1	722	ZKR		
OP Mainnet	0.6	0.6	7,520	ORU		
Scroll	0.2	0.3	151	ZKR		
Blast	0.5	0.3	2,540	App-specific ORU		
Immutable X	0.3	0.2	259	App-specific Validium		

Layer 2 Token Performance & Market Cap (\$m)					
	#VALUE	MATIC	MNT	IMX	ARB
30d Return	0%	-20%	43%	-9%	-31%
Market Cap	#VALUE	8,470	4,530	4,050	3,970

NFTs and DAOs

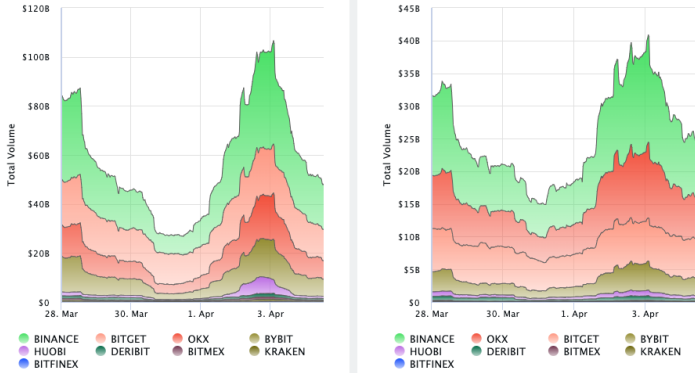
NFT Collection Stats (in ETH)						DAO Treasury Amount (\$m) and Composition					
Collection	Floor	% Listed	3M Ret.	3M Vol	Market Cap	DAO	Treasury	Stables	BTC/ETH	Own Tokens	Other
CryptoPunks	42	11%	-25%	42,068	420,000	Mantle	5,262	3%	15%	80%	2%
Autoglyphs	225	1%	-10%	0	115,200	Arbitrum	5,176	0%	1%	99%	0%
Bored Ape Yacht C	11	5%	-57%	98,547	113,490	Uniswap	4,482	0%	0%	100%	0%
Pudgy Penguins	12	4%	1%	101,955	103,693	Optimism	2,461	0%	0%	100%	0%
Chromie Squiggle	5	3%	-39%	2,582	50,460	Ethereum	1,041	0%	100%	0%	0%
Azuki	4	7%	-29%	79,318	42,890	Golem	631	0%	88%	12%	0%
Milady Maker	4	7%	2%	24,845	40,775	Merit Circle	626	5%	1%	89%	5%
Fidenza by Tyler H	39	6%	-47%	2,471	38,961	Gnosis	600	7%	27%	50%	16%
Mutant Ape Yacht	2	5%	-62%	84,692	36,675	YGG	578	1%	0%	98%	1%
The Captainz	3	2%	-14%	11,155	33,977	Ribbon Finan	523	0%	1%	99%	0%

Crypto News

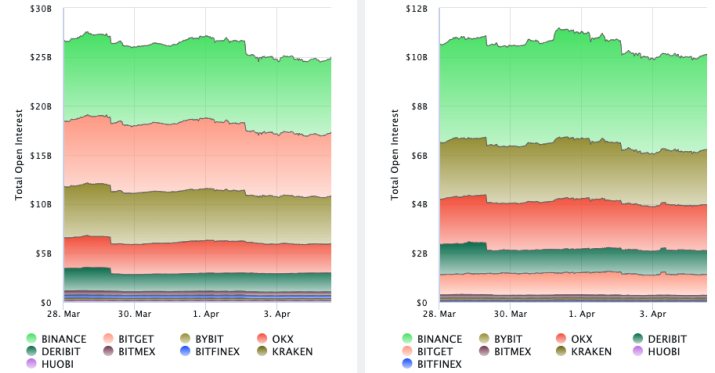
- [Bitcoin Cash Price Up 11% Following Post-Halving Rollercoaster Ride - Decrypt](#)
- [Coingecko Report: Meme Coins Eclipse AI and RWA Tokens With Stellar Q1 Performance – News Bytes Bitcoin News - Bitcoin.com News](#)
- [W Token's Rollercoaster Day: From \\$1.25 Low to \\$1.66 All-Time High – Markets and Prices Bitcoin News - Bitcoin.com News](#)
- [No bridges or wrapping' — dWallet and Avail are building native Bitcoin rollups - Cointelegraph](#)
- [Report: Galaxy Digital Recruiting Investors for \\$100 Million Crypto Fund - PYMNTS.com](#)
- [Ripple to issue stablecoin backed 100% by cash equivalents - Blockworks](#)
- [Picasso connects Ethereum to Cosmos IBC - Blockworks](#)
- [Google Takes Legal Action Against Alleged Crypto Scammers for Uploading Fraudulent Apps - CoinDesk](#)
- [Nigeria Court Adjourns Hearings for Binance, Execs' Tax Evasion Cases: Reports - CoinDesk](#)

Crypto Futures

Futures Volume (BTC LHS ; ETH RHS), 1d



Futures Open Interest (BTC LHS ; ETH RHS)



OI Weighted Funding Rate (BTC LHS ; ETH RHS), 1d

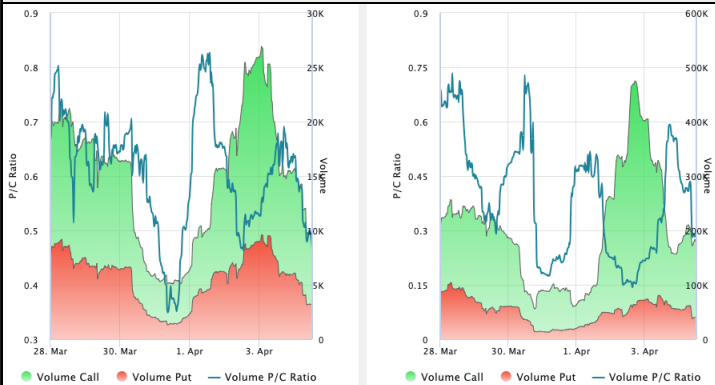


Liquidations (BTC LHS ; ETH RHS), 1d

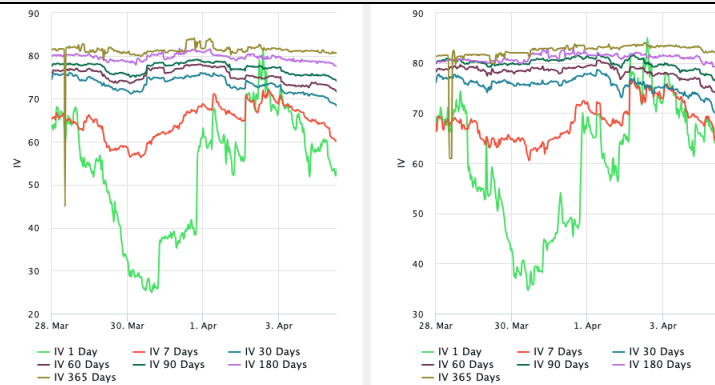


Crypto Options

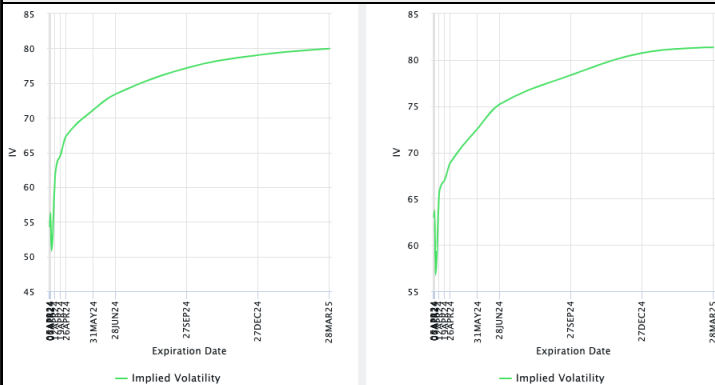
Options Volume & Put/Call Ratio (BTC LHS ; ETH RHS), 1d



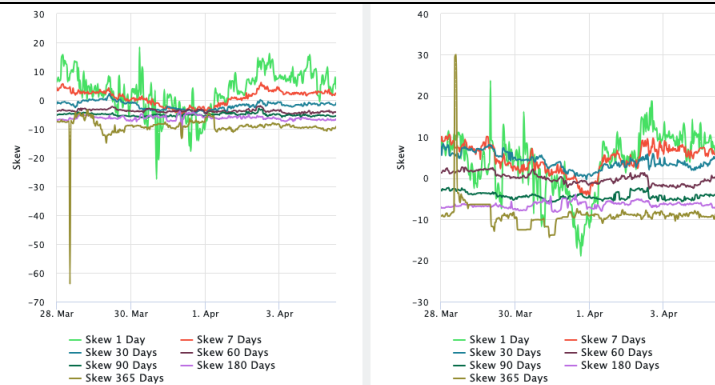
ATM Implied Volatility (BTC LHS ; ETH RHS)



ATM Implied Vol Term Structure (BTC LHS ; ETH RHS)



25 Delta Skew (BTC LHS ; ETH RHS)





April 4, 2024

About GSR

GSR has over a decade of extensive experience in the crypto market, serving as a trusted liquidity provider and active, multi-stage investor. Our suite of services includes OTC Trading, Derivatives, and Market Making. GSR is actively involved in every major sector of the digital asset ecosystem, working with token issuers, institutional investors, miners, and leading trading venues.

For more information or if we can help with anything, please see gsr.io or contact us at gsr@gsr.io.

Follow GSR for more content: [Twitter](#) [Telegram](#) [LinkedIn](#)

Authors

Brian Rudick, Senior Strategist [Twitter](#) [Telegram](#)

Required Disclosures

This material is provided by GSR (the "Firm") solely for informational purposes, is intended only for sophisticated, institutional investors and does not constitute an offer or commitment, a solicitation of an offer or commitment, or any advice or recommendation, to enter into or conclude any transaction (whether on the terms shown or otherwise), or to provide investment services in any state or country where such an offer or solicitation or provision would be illegal. The Firm is not and does not act as an advisor or fiduciary in providing this material. GSR is not authorised or regulated in the UK by the Financial Conduct Authority. The protections provided by the UK regulatory system will not be available to you. Specifically, information provided herein is intended for institutional persons only and is not suitable for retail persons in the United Kingdom, and no solicitation or recommendation is being made to you in regards to any products or services.

This material is not a research report, and not subject to any of the independence and disclosure standards applicable to research reports prepared pursuant to FINRA or CFTC research rules. This material is not independent of the Firm's proprietary interests, which may conflict with the interests of any counterparty of the Firm. The Firm trades instruments discussed in this material for its own account, may trade contrary to the views expressed in this material, and may have positions in other related instruments.

Information contained herein is based on sources considered to be reliable, but is not guaranteed to be accurate or complete. Any opinions or estimates expressed herein reflect a judgment made by the author(s) as of the date of publication, and are subject to change without notice. Trading and investing in digital assets involves significant risks including price volatility and illiquidity and may not be suitable for all investors. The Firm is not liable whatsoever for any direct or consequential loss arising from the use of this material. Copyright of this material belongs to GSR. Neither this material nor any copy thereof may be taken, reproduced or redistributed, directly or indirectly, without prior written permission of GSR

Notes & Sources

All options data is based on Deribit and derivatives graphics are from Laevidas. Market returns are based on price returns for the following ETFs: VOO, QQQ, EWU, EWG, EWJ, and EWH. Onchain volumes are not considered and thus certain token volumes may be understated (e.g., stETH).

CoinGecko	Santiment	DefiLlama	CoinMarketCap	Laevidas
L2Beat	Google Finance	TradingView	Deribit	WorldCoinIndex
Cryptorank	Investing.com	NFT Price Floor	CryptoSlate	