











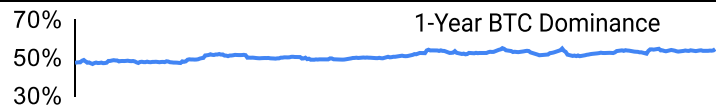
Crypto Leaderboard

Rank	Name	Ticker	Price	24h	7d	30d	24h Vol \$m	MC \$m	1-Year Chart
1	Bitcoin	BTC	\$67,725	0%	-3%	3%	42,384	1,332,426	
2	Ethereum	ETH	\$3,296	-2%	-6%	-14%	18,830	396,068	
3	Tether	USDT	\$1.00	0%	0%	0%	62,803	106,778	
4	BNB	BNB	\$582	-2%	-5%	36%	2,400	89,630	
5	Solana	SOL	\$175	-7%	-9%	34%	6,403	77,865	
6	USD Coin	USDC	\$1.00	0%	0%	0%	12,767	32,920	
7	XRP Ledger	XRP	\$0.58	-3%	-8%	-5%	1,656	31,923	
8	Lido stETH	STETH	\$3,292	-2%	-6%	-14%	118	31,449	
9	Dogecoin	DOGE	\$0.17	-6%	-19%	10%	2,314	24,977	
10	Cardano	ADA	\$0.57	-3%	-14%	-22%	514	20,169	

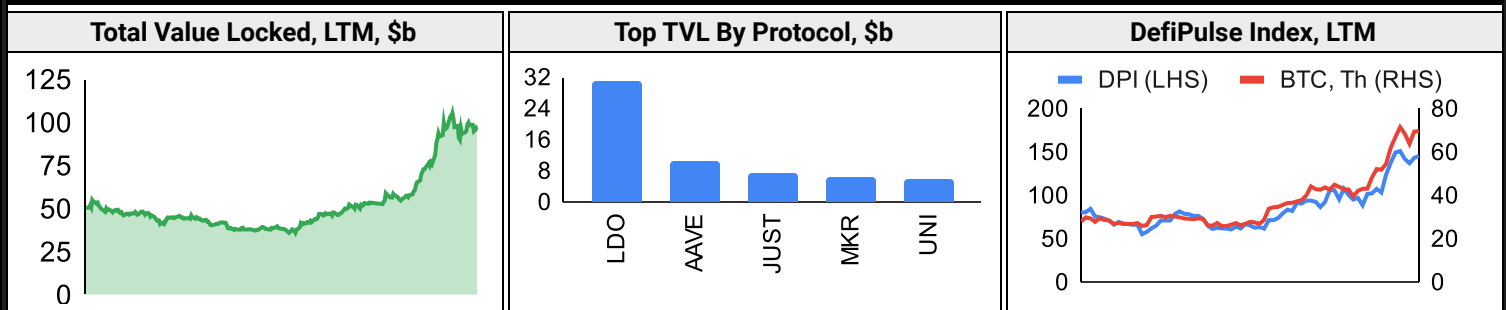
Top & Bottom Performers - Top 100 Tokens

24h		7 Days		30 Days		90 Days		365 Days	
STX	11%	BGB	23%	TON	101%	PEPE	600%	BONK	2100%
TON	6%	MNT	14%	MKR	80%	RBN	400%	TAO	858%
BCH	4%	FLR	13%	BCH	60%	FET	302%	SOL	748%
XEC	4%	TAO	11%	MNT	38%	AGIX	281%	RBN	668%
JUP	-13%	TIA	-23%	DYDX	-31%	TIA	-17%	STRK	-8%
WIF	-13%	APT	-24%	ARB	-31%	ARB	-19%	XMR	-17%
W	-15%	CFX	-27%	OP	-36%	INJ	-19%	EOS	-20%
ENA	-18%	BTT	-50%	BTT	-50%	LDO	-22%	MATIC	-21%

Category Performance

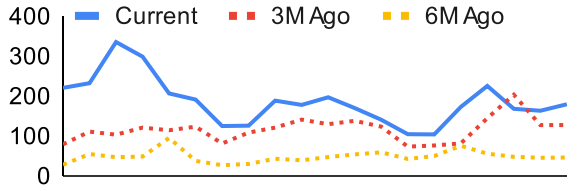
Category	7d	30d	90d	180d	365d	Ecosystem	7d	30d	90d	180d	365d
Meme	-17%	12%	266%	475%	236%	Solana	15%	52%	57%	258%	252%
Currency	-7%	11%	54%	108%	108%	BSC	-11%	1%	32%	140%	75%
Lending	-10%	5%	55%	126%	140%	Polkadot	-13%	-2%	48%	135%	50%
Other DeFi	-3%	2%	44%	149%	84%	Avalanche	-13%	-5%	49%	139%	86%
DEX	-14%	0%	32%	188%	94%	Polygon	-12%	-6%	44%	134%	58%
Privacy	-9%	-1%	33%	70%	1%	Tron	-3%	-9%	45%	91%	87%
CEXs	-11%	-1%	18%	82%	40%	Cosmos	-11%	-9%	54%	265%	246%
Smart Contract	-11%	-5%	44%	197%	102%	Ethereum	-11%	-13%	25%	79%	47%
Scaling	-9%	-8%	39%	223%	61%						
Gaming/Entertai	-15%	-9%	43%	178%	76%						
IoT/Data/Comp.	-17%	-14%	56%	216%	103%						

DeFi

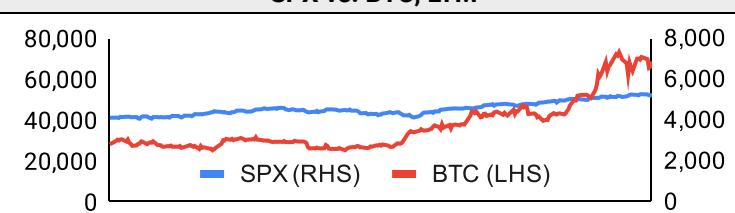


Trading Volume

Aggregate Volumes by Product, \$b					Top Derivatives Exchanges, \$m and bps					Top Spot Exchanges, \$m		
Product	1d	7d	30d	O/I	Exchange	1d Vol	O/I	Mkr	Tkr	Exchange	Score	1d Vol
Spot	55	346	2,150	n/a	Binance	80,581	21,222	2.0	4.0	Binance	9.9	26,723
Perpetuals	579	5,390	31,310	300	Bybit	26,819	12,623	2.0	5.5	Coinbase	8.2	3,561
Futures	1	4	23	2	OKX	31,110	6,853	2.0	5.0	Bybit	7.8	4,661
Options	2	12	69	n/a	Bitget	23,881	8,854	2.0	6.0	OKX	7.6	4,180

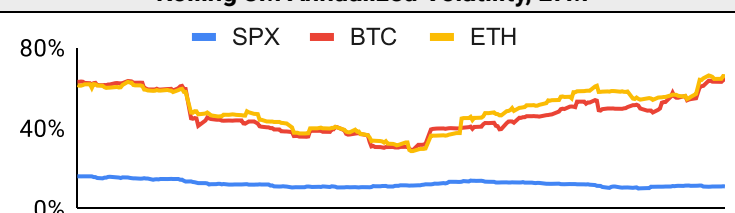
Daily Spot Volume, Top 100 Tokens Last 20d, \$b				Top Volume, 1d, \$m		Top Volume, %20d Avg		Low Volume, %20d Avg	
				USDT	73,743	BCH	195%	RBN	32%
				BTC	39,415	DAI	172%	CFX	38%
				ETH	17,316	LEO	162%	FTM	47%
				USDC	12,228	ETC	154%	AVAX	48%
				FDUSD	9,623	BSV	150%	STRK	48%

Traditional Finance

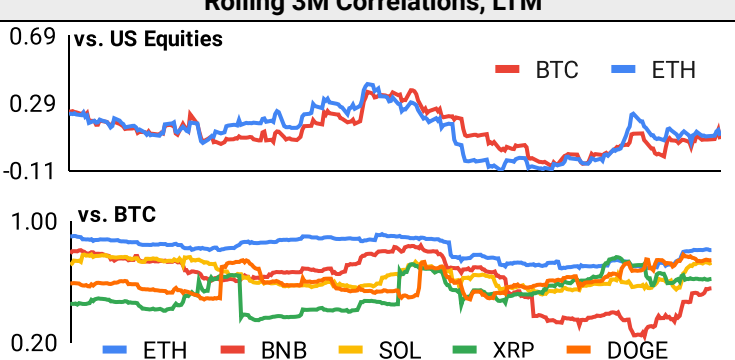
Global Equity Markets							SPX vs. BTC, LTM	
	US	USGrwth	UK	Germany	Japan	HK		
1D	-1%	-2%	0%	-1%	-1%	-1%	40,000	4,000
7D	-2%	-2%	-1%	-1%	-2%	0%	20,000	2,000
90D	10%	10%	4%	8%	10%	-7%	0	0
365D	28%	39%	8%	14%	23%	-22%		

10-Year Treasury Yields							Commodities & FX					
	US	Brazil	UK	Germany	Japan	HK	Last	WTI	Gas	Gold	USD/EUR	USD/JPY
Last	4.36%	11.16%	4.09%	2.38%	0.77%	3.77%	Last	86.9	1.79	2,338	0.92	151.5
1d Chg	0.05	-0.04	0.07	0.03	0.00	-0.12	1d % Chg	0.4%	1.0%	1.3%	0.2%	0.1%

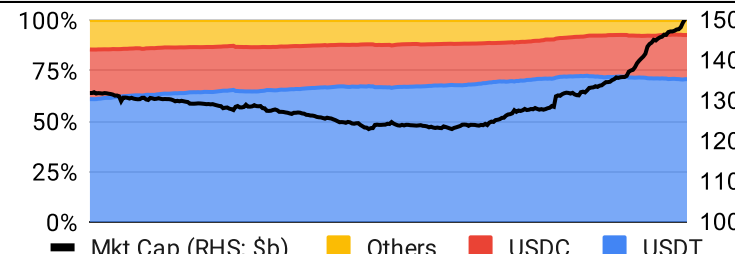
Volatility

Annualized Volatility							Rolling 3M Annualized Volatility, LTM				
	BTC	ETH	BNB	SOL	XRP	DOGE					
30D	71%	77%	104%	108%	93%	150%	80%				
90D	62%	63%	72%	86%	69%	123%	40%				
180D	54%	57%	63%	103%	61%	98%	0%				
365D	46%	49%	52%	89%	92%	78%					

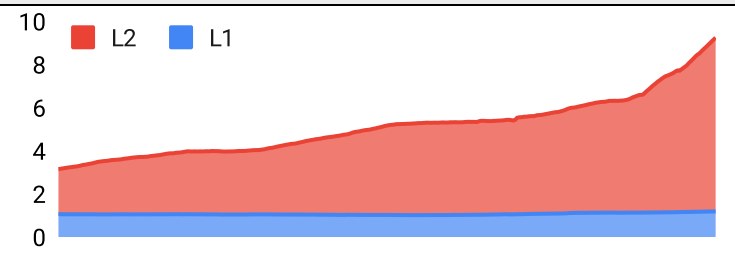
Correlations

Intra-Crypto Correlations, LTM							Rolling 3M Correlations, LTM				
	BTC	ETH	BNB	SOL	XRP	DOGE					
BTC							0.69				
ETH	0.80						0.29				
BNB	0.54	0.54					-0.11				
SOL	0.62	0.57	0.43				1.00				
XRP	0.43	0.48	0.30	0.42			0.20				
DOGE	0.68	0.61	0.42	0.47	0.41						

Stablecoins

Stablecoin Market Size and Volume, \$m					Stablecoin Dominance (LHS) & Market Cap \$b (RHS), LTM	
Ticker	Price	1d Vol	20d Avg Vol	Market Cap		
USDT	1.00	73,743	78,690	106,630		
USDC	1.00	12,228	9,513	32,913		
DAI	1.00	994	577	5,347		
USDe	1.00	145	160	2,014		
USDD	1.00	8	8	724		
FRAX	1.00	43	22	648		

Ethereum Mainnet & Layer 2s

Mainnet & Layer 2 Transactions (m/day) and L2 TVL (\$m)					Transactions (m/day), Rolling 90-Day Average, LTM	
Network	1d	30d Avg	TVL	Tech Type		
Arbitrum Nova	0.4	2.9	45	Optimium		
Linea	3.3	1.9	476	ZKR		
Base	3.0	1.4	3,680	ORU		
Ethereum	1.2	1.3	-	Mainnet		
Arbitrum One	1.6	1.3	17,950	ORU		
zkSync Era	0.9	1.1	711	ZKR		
OP Mainnet	0.8	0.6	7,240	ORU		
Blast	0.5	0.3	2,610	App-specific ORU		
Scroll	0.3	0.3	151	ZKR		
Immutable X	0.4	0.3	232	App-specific Validium		

Layer 2 Token Performance & Market Cap (\$m)					
	#VALUE	MATIC	MNT	ARB	IMX
30d Return	0%	-17%	44%	-31%	-11%
Market Cap	#VALUE	8,170	4,510	3,790	3,760

NFTs and DAOs

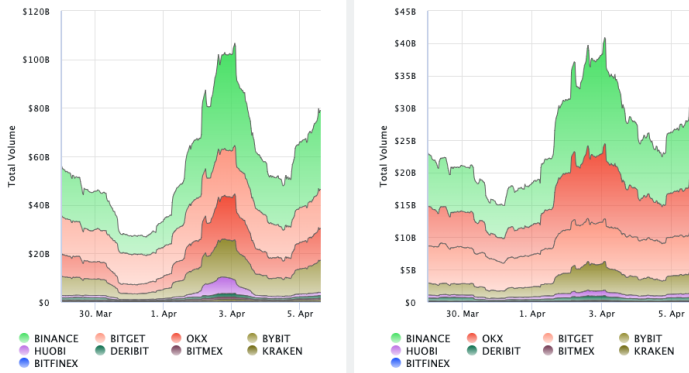
NFT Collection Stats (in ETH)						DAO Treasury Amount (\$m) and Composition					
Collection	Floor	% Listed	3M Ret.	3M Vol	Market Cap	DAO	Treasury	Stables	BTC/ETH	Own Tokens	Other
CryptoPunks	42	11%	-23%	41,929	415,000	Arbitrum	4,967	0%	1%	99%	0%
Autoglyphs	225	1%	-10%	0	115,200	Mantle	4,945	3%	16%	79%	2%
Bored Ape Yacht C	12	5%	-56%	98,875	115,180	Uniswap	4,217	0%	0%	100%	0%
Pudgy Penguins	12	4%	1%	99,526	106,558	Optimism	2,288	0%	0%	100%	0%
Chromie Squiggle	5	3%	-40%	2,597	49,810	Ethereum	1,012	0%	100%	0%	0%
Milady Maker	4	6%	2%	24,701	40,990	YGG	641	2%	0%	97%	1%
Azuki	4	6%	-33%	77,572	40,700	Golem	614	0%	88%	12%	0%
Fidenza by Tyler H	39	5%	-47%	2,351	38,961	Merit Circle	599	5%	1%	89%	5%
Mocaverse	4	1%	1%	4,569	38,485	Gnosis	584	7%	27%	50%	16%
Mutant Ape Yacht	2	5%	-61%	83,074	37,547	Ribbon Finan	516	0%	1%	99%	0%

Crypto News

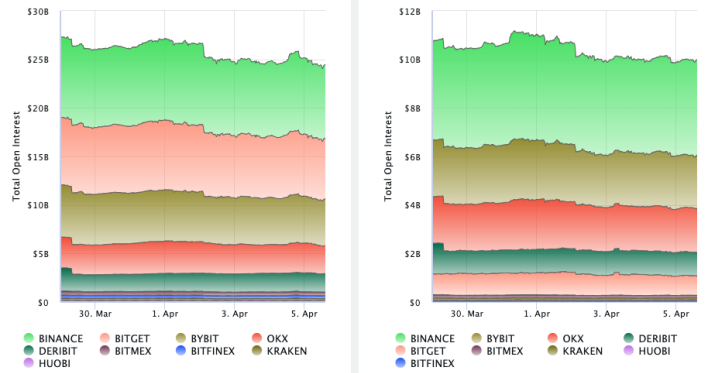
- [Bhutan to Boost Bitcoin Mining Capacity by 500% Ahead of Halving - Bitcoin Magazine](#)
- [Ethena Onboards Bitcoin as Backing Asset to Make USDe 'Safer' - CoinDesk](#)
- [Australian Monochrome spot Bitcoin ETF expected to launch within 2 months, says CEO - Cointelegraph](#)
- [Dogecoiners clone hyped Bitcoin Ordinals 'Runestone' airdrop - Cointelegraph](#)
- [Brazil targets crypto investors with new tax proposal - Crypto Briefing](#)
- [Aave DAO's latest move against MakerDAO spurs fears of 'walled gardens' in DeFi - Blockworks](#)
- [Ripple to issue stablecoin backed 100% by cash equivalents - Blockworks](#)
- [U.S. Added 303K Jobs in March, Outpacing Expectations for 200K - CoinDesk](#)
- [EU Watchdog Says Reordering Blockchain Transactions Might Be Market Abuse. Industry Says It's Not - CoinDesk](#)

Crypto Futures

Futures Volume (BTC LHS ; ETH RHS), 1d



Futures Open Interest (BTC LHS ; ETH RHS)



OI Weighted Funding Rate (BTC LHS ; ETH RHS), 1d

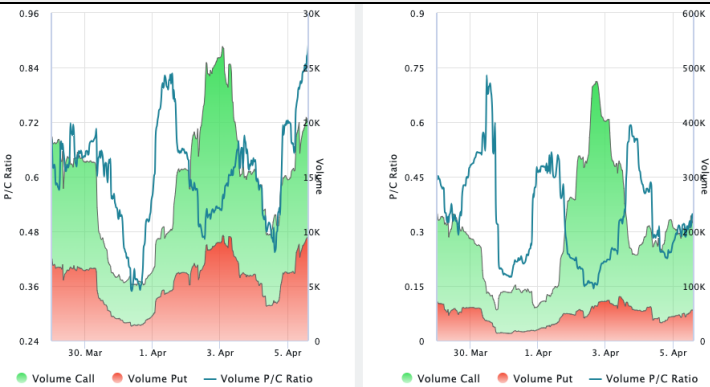


Liquidations (BTC LHS ; ETH RHS), 1d

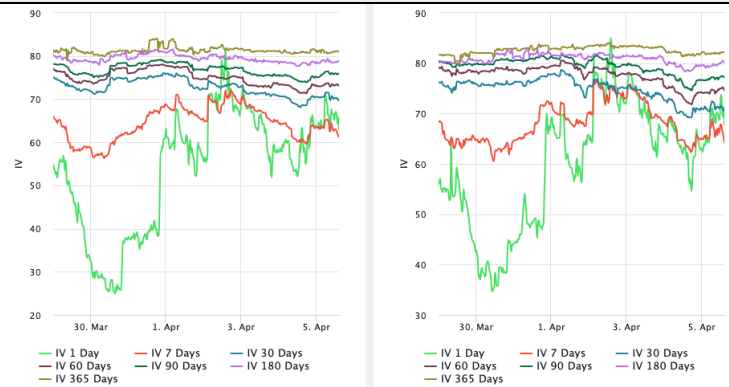


Crypto Options

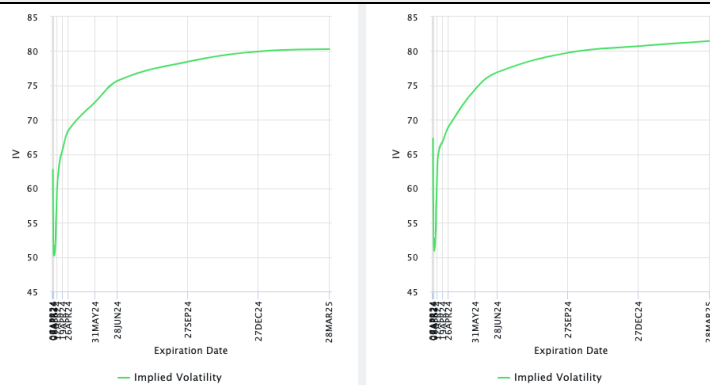
Options Volume & Put/Call Ratio (BTC LHS ; ETH RHS), 1d



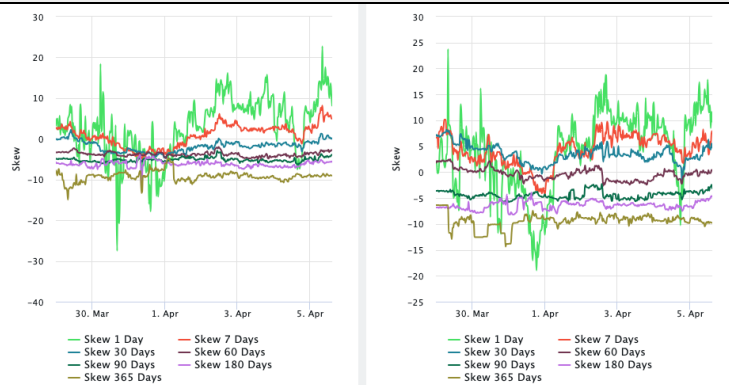
ATM Implied Volatility (BTC LHS ; ETH RHS)



ATM Implied Vol Term Structure (BTC LHS ; ETH RHS)



25 Delta Skew (BTC LHS ; ETH RHS)



About GSR

GSR has over a decade of extensive experience in the crypto market, serving as a trusted liquidity provider and active, multi-stage investor. Our suite of services includes OTC Trading, Derivatives, and Market Making. GSR is actively involved in every major sector of the digital asset ecosystem, working with token issuers, institutional investors, miners, and leading trading venues.

For more information or if we can help with anything, please see gsr.io or contact us at gsr@gsr.io.

Follow GSR for more content: [Twitter](#) [Telegram](#) [LinkedIn](#)

Authors

Brian Rudick, Senior Strategist [Twitter](#) [Telegram](#)

Required Disclosures

This material is provided by GSR (the "Firm") solely for informational purposes, is intended only for sophisticated, institutional investors and does not constitute an offer or commitment, a solicitation of an offer or commitment, or any advice or recommendation, to enter into or conclude any transaction (whether on the terms shown or otherwise), or to provide investment services in any state or country where such an offer or solicitation or provision would be illegal. The Firm is not and does not act as an advisor or fiduciary in providing this material. GSR is not authorised or regulated in the UK by the Financial Conduct Authority. The protections provided by the UK regulatory system will not be available to you. Specifically, information provided herein is intended for institutional persons only and is not suitable for retail persons in the United Kingdom, and no solicitation or recommendation is being made to you in regards to any products or services.

This material is not a research report, and not subject to any of the independence and disclosure standards applicable to research reports prepared pursuant to FINRA or CFTC research rules. This material is not independent of the Firm's proprietary interests, which may conflict with the interests of any counterparty of the Firm. The Firm trades instruments discussed in this material for its own account, may trade contrary to the views expressed in this material, and may have positions in other related instruments.

Information contained herein is based on sources considered to be reliable, but is not guaranteed to be accurate or complete. Any opinions or estimates expressed herein reflect a judgment made by the author(s) as of the date of publication, and are subject to change without notice. Trading and investing in digital assets involves significant risks including price volatility and illiquidity and may not be suitable for all investors. The Firm is not liable whatsoever for any direct or consequential loss arising from the use of this material. Copyright of this material belongs to GSR. Neither this material nor any copy thereof may be taken, reproduced or redistributed, directly or indirectly, without prior written permission of GSR

Notes & Sources

All options data is based on Deribit and derivatives graphics are from Laevidas. Market returns are based on price returns for the following ETFs: VOO, QQQ, EWU, EWG, EWJ, and EWH. Onchain volumes are not considered and thus certain token volumes may be understated (e.g., stETH).

CoinGecko	Santiment	DefiLlama	CoinMarketCap	Laevidas
L2Beat	Google Finance	TradingView	Deribit	WorldCoinIndex
Cryptorank	Investing.com	NFT Price Floor	CryptoSlate	