












Crypto Leaderboard

Rank	Name	Ticker	Price	24h	7d	30d	24h Vol \$m	MC \$m	1-Year Chart
1	Bitcoin	BTC	\$72,049	4%	3%	5%	33,588	1,417,690	
2	Ethereum	ETH	\$3,647	7%	4%	-7%	16,498	437,617	
3	Tether	USDT	\$1.00	0%	0%	0%	24,698	106,662	
4	BNB	BNB	\$592	1%	3%	21%	1,425	91,094	
5	Solana	SOL	\$181	0%	-6%	25%	2,812	80,679	
6	Lido stETH	STETH	\$3,643	7%	4%	-7%	103	34,718	
7	XRP Ledger	XRP	\$0.61	2%	-1%	-2%	1,565	33,390	
8	USD Coin	USDC	\$1.00	0%	0%	0%	6,654	32,800	
9	Dogecoin	DOGE	\$0.20	3%	-1%	14%	2,682	29,368	
10	Cardano	ADA	\$0.60	2%	-3%	-19%	416	21,274	

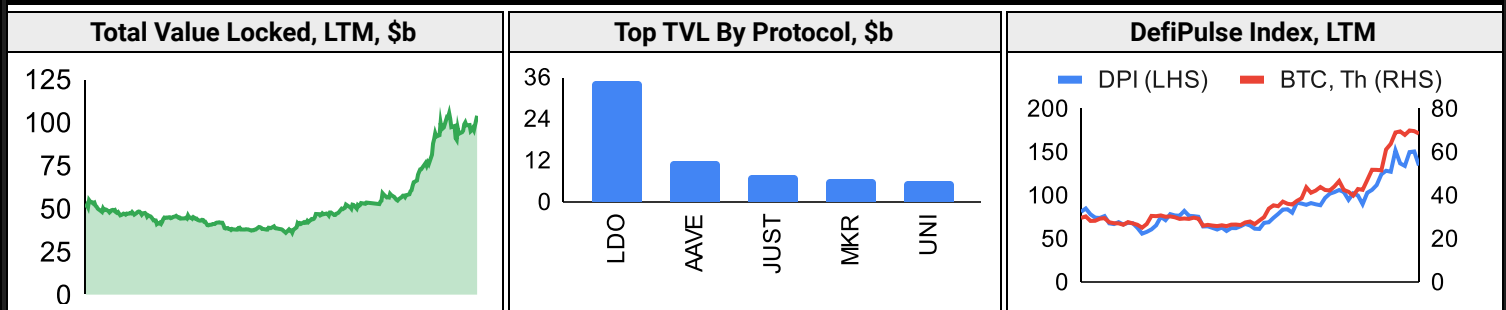
Top & Bottom Performers - Top 100 Tokens

24h		7 Days		30 Days		90 Days		365 Days	
NEO	26%	CKB	48%	TON	104%	CKB	761%	BONK	2300%
WIF	15%	NEO	25%	BCH	60%	PEPE	700%	TAO	940%
LDO	14%	BGB	23%	MKR	51%	RBN	388%	SOL	792%
ENA	11%	MNT	15%	BGB	51%	FET	329%	RBN	723%
FLR	-4%	BONK	-8%	DYDX	-25%	OP	-11%	STRK	-6%
XEC	-5%	CFX	-8%	ARB	-26%	ARB	-15%	EOS	-10%
STX	-12%	SUI	-13%	BONK	-29%	TIA	-15%	MATIC	-15%
JUP	-20%	APT	-15%	OP	-31%	LDO	-17%	XMR	-17%

Category Performance

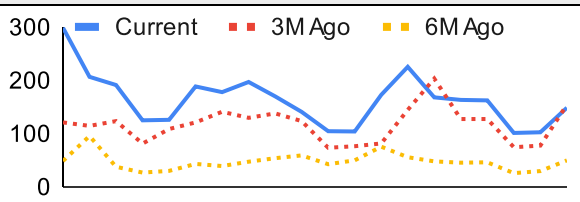
Category	7d	30d	90d	180d	365d	Ecosystem	7d	30d	90d	180d	365d
Currency	1%	13%	61%	133%	122%	BSC	2%	4%	53%	182%	84%
Other DeFi	5%	6%	60%	183%	102%	Polkadot	-1%	2%	74%	181%	67%
Lending	-4%	4%	65%	148%	158%	Solana	-18%	-1%	45%	276%	259%
DEX	-2%	2%	51%	236%	110%	Polygon	0%	-4%	68%	175%	77%
Smart Contract	1%	1%	63%	243%	119%	Avalanche	-2%	-5%	65%	171%	100%
CEXs	-5%	-3%	24%	94%	45%	Tron	2%	-6%	54%	107%	94%
Scaling	0%	-4%	50%	270%	73%	Ethereum	-2%	-8%	35%	101%	61%
Meme	-3%	-4%	331%	578%	275%	Cosmos	0%	-14%	73%	323%	277%
IoT/Data/Comp.	1%	-11%	86%	262%	129%						
Gaming/Entertai	0%	-11%	67%	226%	92%						
Privacy	-15%	-19%	31%	57%	-11%						

DeFi

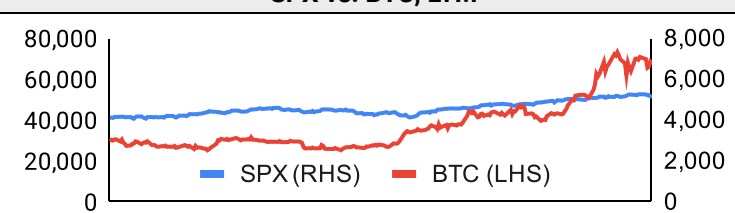


Trading Volume

Aggregate Volumes by Product, \$b					Top Derivatives Exchanges, \$m and bps					Top Spot Exchanges, \$m		
Product	1d	7d	30d	O/I	Exchange	1d Vol	O/I	Mkr	Tkr	Exchange	Score	1d Vol
Spot	48	361	2,060	n/a	Binance	66,550	23,520	2.0	4.0	Binance	9.9	22,241
Perpetuals	803	4,900	29,940	334	Bybit	20,984	14,113	2.0	5.5	Coinbase	8.2	2,535
Futures	1	4	22	2	OKX	27,532	7,900	2.0	5.0	Bybit	7.8	3,675
Options	2	14	70	n/a	Bitget	22,702	10,143	2.0	6.0	OKX	7.6	3,575

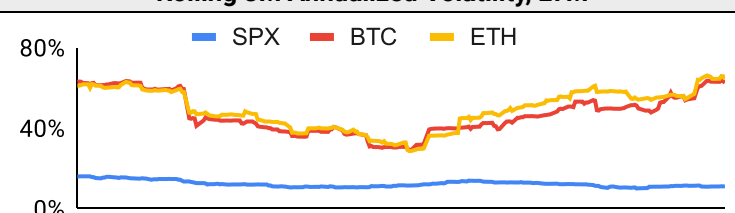
Daily Spot Volume, Top 100 Tokens Last 20d, \$b				Top Volume, 1d, \$m		Top Volume, %20d Avg		Low Volume, %20d Avg	
				USDT	63,223	NEO	520%	MNT	40%
				BTC	33,727	CKB	420%	RON	43%
				ETH	15,969	RETH	154%	CFX	45%
				USDC	7,204	VET	140%	SUI	46%
				FDUSD	6,797	LDO	140%	SEI	50%

Traditional Finance

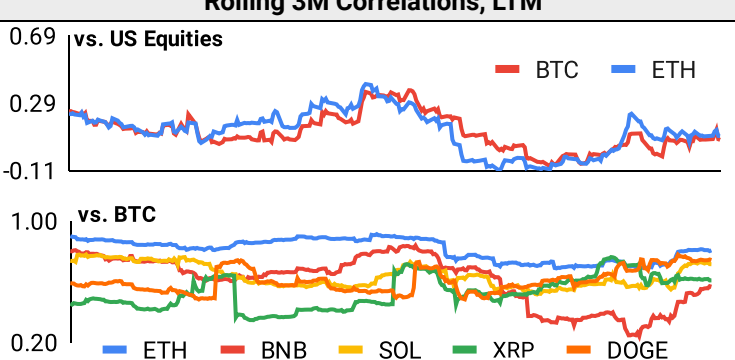
Global Equity Markets							SPX vs. BTC, LTM				
	US	USGrwth	UK	Germany	Japan	HK					
1D	1%	1%	0%	0%	0%	1%					
7D	-1%	-1%	0%	-1%	-2%	0%					
90D	11%	11%	4%	8%	10%	-6%					
365D	29%	39%	8%	13%	23%	-22%					

10-Year Treasury Yields							Commodities & FX					
	US	Brazil	UK	Germany	Japan	HK		WTI	Gas	Gold	USD/EUR	USD/JPY
Last	4.44%	11.16%	4.14%	2.44%	0.79%	3.85%	Last	86.7	1.81	2,346	0.92	151.9
1d Chg	0.07	-0.04	0.07	0.04	0.00	-0.06	1d % Chg	-0.2%	1.4%	0.0%	0.0%	0.2%

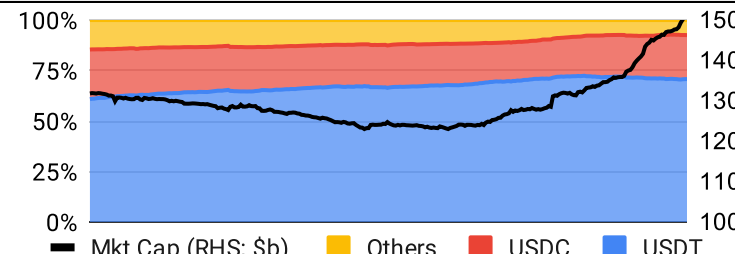
Volatility

Annualized Volatility							Rolling 3M Annualized Volatility, LTM				
	BTC	ETH	BNB	SOL	XRP	DOGE					
30D	72%	81%	98%	103%	92%	149%					
90D	60%	63%	72%	84%	68%	122%					
180D	54%	58%	62%	103%	60%	98%					
365D	46%	50%	52%	89%	92%	78%					

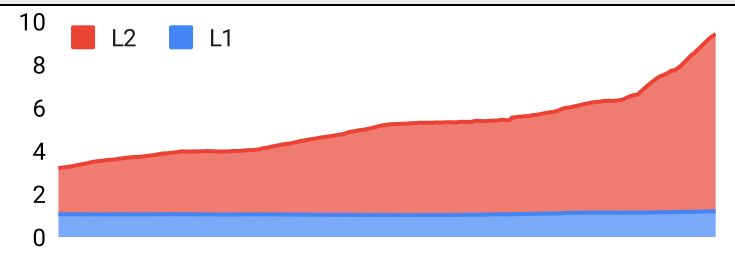
Correlations

Intra-Crypto Correlations, LTM							Rolling 3M Correlations, LTM				
	BTC	ETH	BNB	SOL	XRP	DOGE					
BTC											
ETH	0.80										
BNB	0.54	0.54									
SOL	0.61	0.56	0.43								
XRP	0.43	0.48	0.31	0.42							
DOGE	0.67	0.61	0.42	0.47	0.41						

Stablecoins

Stablecoin Market Size and Volume, \$m					Stablecoin Dominance (LHS) & Market Cap \$b (RHS), LTM	
Ticker	Price	1d Vol	20d Avg Vol	Market Cap		
USDT	1.00	63,223	69,755	106,882		
USDC	1.00	7,204	8,644	32,848		
DAI	1.00	597	574	5,348		
USDe	1.00	297	177	2,097		
USDD	1.00	10	8	727		
FRAX	1.00	49	25	649		

Ethereum Mainnet & Layer 2s

Mainnet & Layer 2 Transactions (m/day) and L2 TVL (\$m)					Transactions (m/day), Rolling 90-Day Average, LTM	
Network	1d	30d Avg	TVL	Tech Type		
Arbitrum Nova	0.4	2.5	51	Optimium		
Linea	0.8	1.9	549	ZKR		
Base	3.1	1.7	4,390	ORU		
Arbitrum One	1.7	1.3	19,470	ORU		
Ethereum	1.2	1.3	-	Mainnet		
zkSync Era	1.1	1.1	792	ZKR		
OP Mainnet	0.6	0.6	7,960	ORU		
Blast	0.5	0.4	2,920	App-specific ORU		
Scroll	0.3	0.4	166	ZKR		
Immutable X	0.2	0.3	252	App-specific Validium		

Layer 2 Token Performance & Market Cap (\$m)					
	#VALUE	MATIC	MNT	ARB	IMX
30d Return	0%	-18%	44%	-28%	-19%
Market Cap	#VALUE	8,700	4,950	4,110	4,080

NFTs and DAOs

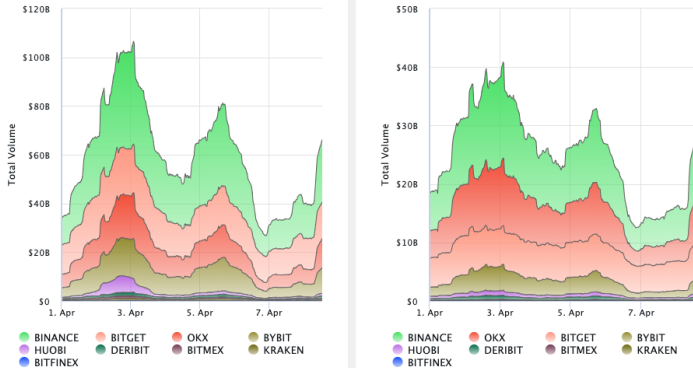
NFT Collection Stats (in ETH)						DAO Treasury Amount (\$m) and Composition					
Collection	Floor	% Listed	3M Ret.	3M Vol	Market Cap	DAO	Treasury	Stables	BTC/ETH	Own Tokens	Other
CryptoPunks	42	11%	-21%	42,246	420,000	Arbitrum	5,457	0%	1%	99%	0%
Bored Ape Yacht C	12	4%	-50%	98,267	116,500	Mantle	5,453	1%	16%	81%	2%
Autoglyphs	225	1%	-10%	145	115,200	Uniswap	4,703	0%	0%	100%	0%
Pudgy Penguins	13	4%	1%	96,022	111,980	Optimism	2,555	0%	0%	100%	0%
Milady Maker	5	6%	4%	25,362	49,630	Ethereum	1,125	0%	100%	0%	0%
Chromie Squiggle	5	3%	-40%	2,565	47,969	Golem	684	0%	88%	12%	0%
Azuki	4	6%	-41%	68,238	40,400	Merit Circle	662	5%	1%	89%	5%
Fidenza by Tyler H	39	5%	-47%	2,401	38,961	Gnosis	643	6%	27%	51%	16%
Mocaverse	4	1%	1%	4,728	38,663	YGG	638	2%	0%	97%	1%
Mutant Ape Yacht	2	4%	-58%	79,006	37,442	Ribbon Finan	529	0%	1%	99%	0%

Crypto News

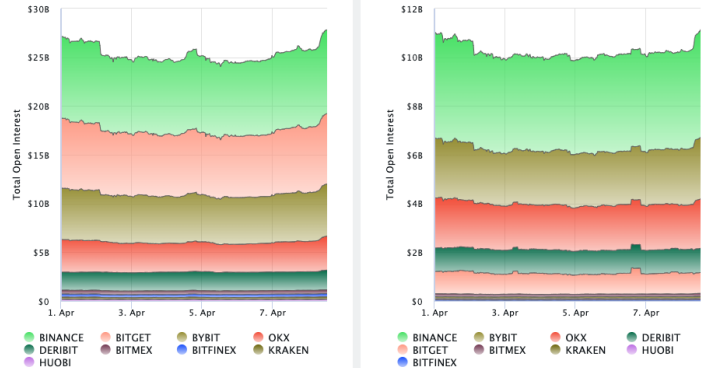
- [Bitcoin Tops \\$71K, Ordinals Bets Rise Ahead of Halving - CoinDesk](#)
- [Bitcoin ETFs, Halving To Power Crypto Market Past \\$5 Trillion Mark, Predicts Ripple CEO - Benzinga](#)
- [BlackRock updates Bitcoin ETF, adds 5 Wall Street firms - Cointelegraph](#)
- [Latam Insights: Paraguay Targets Bitcoin Miners, Brazil Mulls Crypto Taxation Changes – Bitcoin News - Bitcoin.com News](#)
- [NFT Sales Decline for 4 Consecutive Weeks; Bitcoin NFTs Dip by 17% - TradingView](#)
- [The history of Bitcoin halvings — and why this time might look different - Blockworks](#)
- [Do Kwon, Terraform Labs found liable for fraud in SEC case - Blockworks](#)
- [DeFi Firm 1inch Introduces Web3 Debit Card in Partnership with Mastercard and Baanx - CoinDesk](#)
- [HashKey's Crypto Exchange Goes Live After Winning License in Bermuda - CoinDesk](#)

Crypto Futures

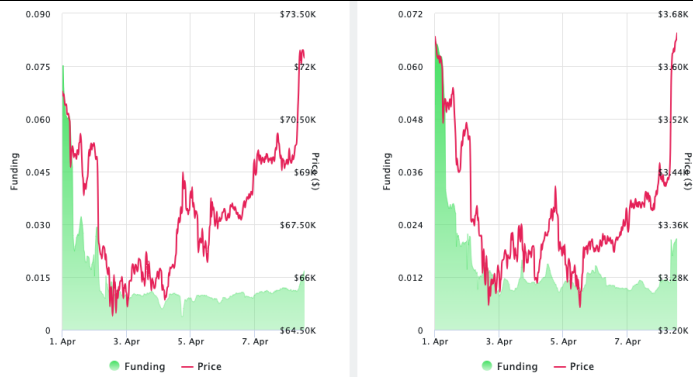
Futures Volume (BTC LHS ; ETH RHS), 1d



Futures Open Interest (BTC LHS ; ETH RHS)



OI Weighted Funding Rate (BTC LHS ; ETH RHS), 1d

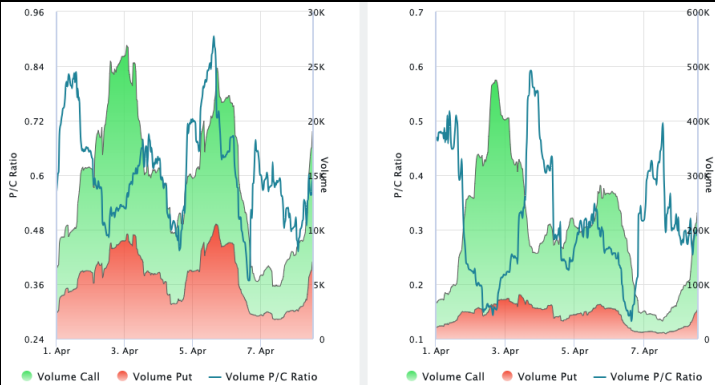


Liquidations (BTC LHS ; ETH RHS), 1d

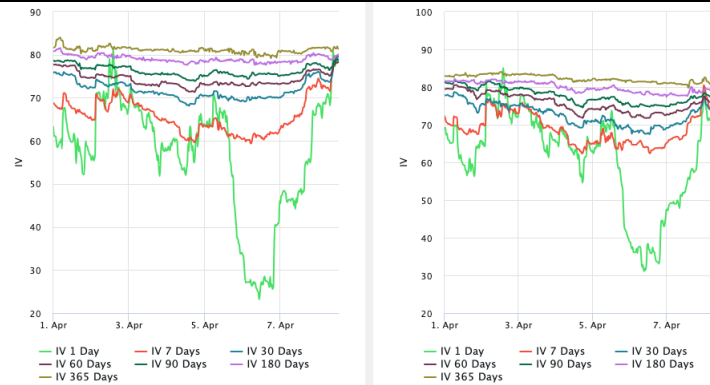


Crypto Options

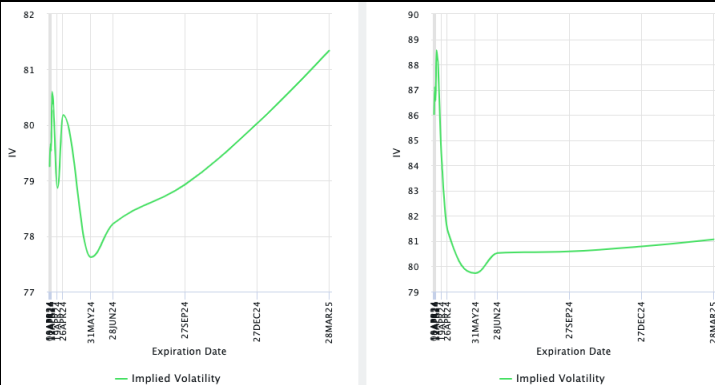
Options Volume & Put/Call Ratio (BTC LHS ; ETH RHS), 1d



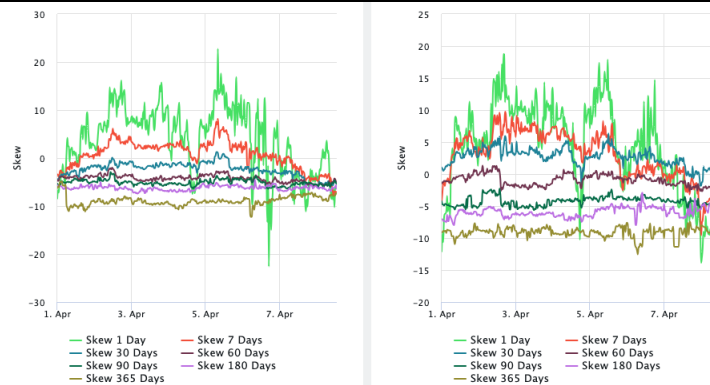
ATM Implied Volatility (BTC LHS ; ETH RHS)



ATM Implied Vol Term Structure (BTC LHS ; ETH RHS)



25 Delta Skew (BTC LHS ; ETH RHS)



About GSR

GSR has over a decade of extensive experience in the crypto market, serving as a trusted liquidity provider and active, multi-stage investor. Our suite of services includes OTC Trading, Derivatives, and Market Making. GSR is actively involved in every major sector of the digital asset ecosystem, working with token issuers, institutional investors, miners, and leading trading venues.

For more information or if we can help with anything, please see gsr.io or contact us at gsr@gsr.io.

Follow GSR for more content: [Twitter](#) [Telegram](#) [LinkedIn](#)

Authors

Brian Rudick, Senior Strategist [Twitter](#) [Telegram](#)

Required Disclosures

This material is provided by GSR (the "Firm") solely for informational purposes, is intended only for sophisticated, institutional investors and does not constitute an offer or commitment, a solicitation of an offer or commitment, or any advice or recommendation, to enter into or conclude any transaction (whether on the terms shown or otherwise), or to provide investment services in any state or country where such an offer or solicitation or provision would be illegal. The Firm is not and does not act as an advisor or fiduciary in providing this material. GSR is not authorised or regulated in the UK by the Financial Conduct Authority. The protections provided by the UK regulatory system will not be available to you. Specifically, information provided herein is intended for institutional persons only and is not suitable for retail persons in the United Kingdom, and no solicitation or recommendation is being made to you in regards to any products or services.

This material is not a research report, and not subject to any of the independence and disclosure standards applicable to research reports prepared pursuant to FINRA or CFTC research rules. This material is not independent of the Firm's proprietary interests, which may conflict with the interests of any counterparty of the Firm. The Firm trades instruments discussed in this material for its own account, may trade contrary to the views expressed in this material, and may have positions in other related instruments.

Information contained herein is based on sources considered to be reliable, but is not guaranteed to be accurate or complete. Any opinions or estimates expressed herein reflect a judgment made by the author(s) as of the date of publication, and are subject to change without notice. Trading and investing in digital assets involves significant risks including price volatility and illiquidity and may not be suitable for all investors. The Firm is not liable whatsoever for any direct or consequential loss arising from the use of this material. Copyright of this material belongs to GSR. Neither this material nor any copy thereof may be taken, reproduced or redistributed, directly or indirectly, without prior written permission of GSR

Notes & Sources

All options data is based on Deribit and derivatives graphics are from Laevidas. Market returns are based on price returns for the following ETFs: VOO, QQQ, EWU, EWG, EWJ, and EWH. Onchain volumes are not considered and thus certain token volumes may be understated (e.g., stETH).

CoinGecko	Santiment	DefiLlama	CoinMarketCap	Laevidas
L2Beat	Google Finance	TradingView	Deribit	WorldCoinIndex
Cryptorank	Investing.com	NFT Price Floor	CryptoSlate	