





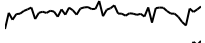





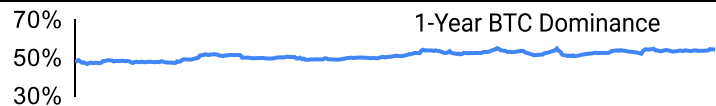
Crypto Leaderboard

Rank	Name	Ticker	Price	24h	7d	30d	24h Vol \$m	MC \$m	1-Year Chart
1	Bitcoin	BTC	\$70,571	-2%	8%	2%	28,088	1,390,497	
2	Ethereum	ETH	\$3,617	-1%	11%	-7%	17,853	435,621	
3	Tether	USDT	\$1.00	0%	0%	0%	36,961	106,879	
4	BNB	BNB	\$583	-2%	6%	10%	1,538	89,726	
5	Solana	SOL	\$175	-3%	-3%	22%	2,639	78,246	
6	XRP Ledger	XRP	\$0.63	3%	7%	3%	2,374	34,686	
7	Lido stETH	STETH	\$3,616	-1%	11%	-6%	131	34,556	
8	USD Coin	USDC	\$1.00	0%	0%	0%	6,875	32,510	
9	Dogecoin	DOGE	\$0.19	-5%	7%	15%	1,906	28,076	
10	Toncoin	TON	\$6.66	13%	38%	137%	929	23,314	

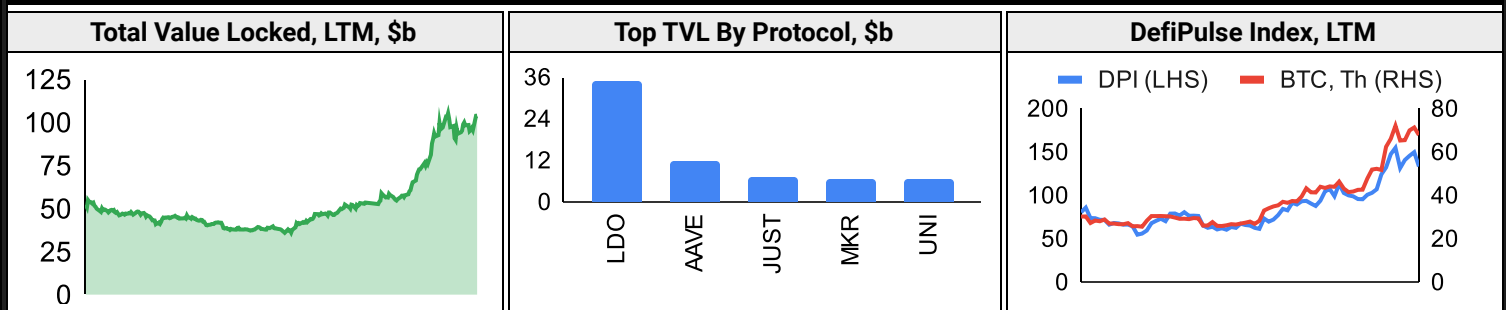
Top & Bottom Performers - Top 100 Tokens

24h		7 Days		30 Days		90 Days		365 Days	
CKB	15%	BTT	100%	TON	137%	CKB	841%	BONK	2200%
TON	13%	CKB	96%	BCH	58%	PEPE	600%	TAO	875%
THETA	5%	TON	38%	BGB	51%	RBN	406%	RBN	747%
GALA	5%	NEO	37%	CKB	41%	AGIX	276%	SOL	741%
PEPE	-6%	MKR	-6%	ARB	-24%	OP	-18%	EOS	-11%
ORDI	-7%	APT	-6%	TIA	-25%	LDO	-24%	XMR	-14%
W	-12%	LTC	-7%	BONK	-26%	TIA	-26%	MATIC	-16%
STX	-21%	SUI	-7%	OP	-29%	ARB	-29%	CFX	-17%

Category Performance

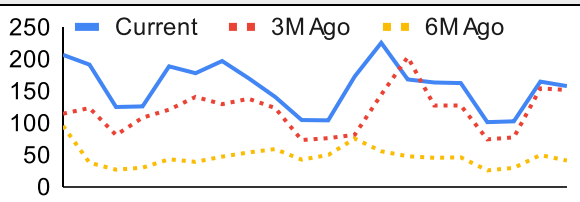
Category	7d	30d	90d	180d	365d	Ecosystem	7d	30d	90d	180d	365d
Currency	4%	12%	53%	129%	113%	BSC	14%	4%	48%	196%	89%
Other DeFi	9%	4%	43%	176%	87%	Polkadot	14%	3%	65%	199%	73%
Smart Contract	9%	2%	49%	244%	112%	Polygon	10%	-5%	56%	181%	73%
Lending	2%	1%	52%	147%	144%	Tron	8%	-6%	48%	105%	90%
DEX	4%	-5%	37%	229%	100%	Avalanche	5%	-8%	50%	171%	92%
Scaling	7%	-5%	30%	273%	65%	Cosmos	10%	-10%	65%	337%	262%
CEXs	2%	-7%	21%	93%	43%	Ethereum	4%	-11%	21%	101%	54%
Meme	4%	-8%	286%	549%	258%	Solana	-6%	-13%	33%	268%	234%
IoT/Data/Comp.	13%	-13%	69%	256%	119%						
Privacy	-9%	-19%	20%	56%	-14%						
Gaming/Entertai	1%	-21%	43%	146%	8%						

DeFi

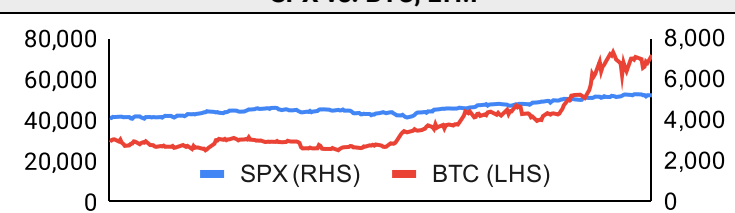


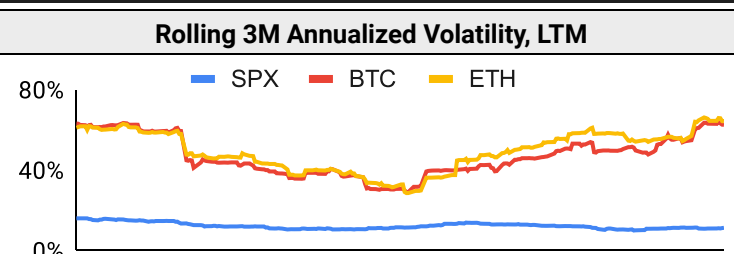
Trading Volume

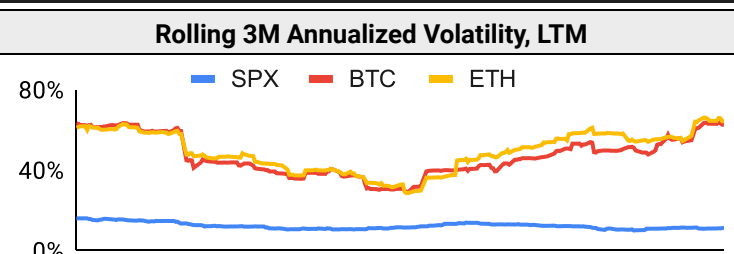
Aggregate Volumes by Product, \$b					Top Derivatives Exchanges, \$m and bps					Top Spot Exchanges, \$m		
Product	1d	7d	30d	O/I	Exchange	1d Vol	O/I	Mkr	Tkr	Exchange	Score	1d Vol
Spot	48	353	1,970	n/a	Binance	66,812	23,286	2.0	4.0	Binance	9.9	25,803
Perpetuals	591	4,520	27,880	326	Bybit	20,909	13,885	2.0	5.5	Coinbase	8.2	2,764
Futures	1	4	21	2	OKX	25,759	7,823	2.0	5.0	Bybit	7.8	4,016
Options	2	13	70	n/a	Bitget	22,826	10,008	2.0	6.0	OKX	7.6	3,800

Daily Spot Volume, Top 100 Tokens Last 20d, \$b				Top Volume, 1d, \$m		Top Volume, %20d Avg		Low Volume, %20d Avg	
				USDT	67,270	NEO	825%	MNT	41%
				BTC	33,137	TON	337%	CFX	42%
				ETH	17,762	CKB	330%	FET	50%
				FDUSD	8,921	THETA	216%	APT	51%
				USDC	7,582	EOS	166%	ICP	52%

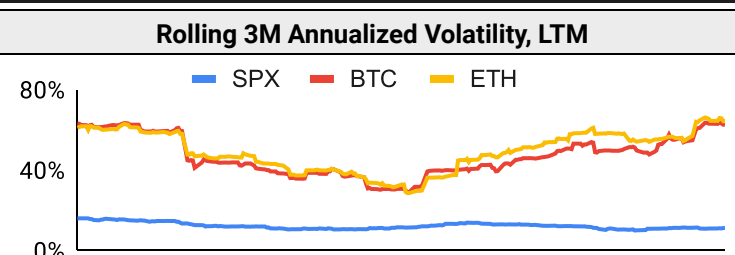
Traditional Finance

Global Equity Markets							SPX vs. BTC, LTM				
	US	USGrwth	UK	Germany	Japan	HK					
1D	0%	0%	0%	1%	1%	0%					
7D	-1%	-1%	1%	0%	0%	0%					
90D	10%	9%	5%	8%	10%	-5%					
365D	29%	39%	8%	14%	24%	-22%					

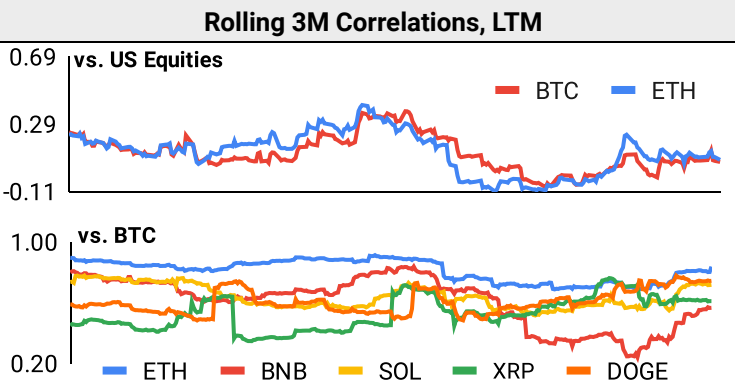
10-Year Treasury Yields							Commodities & FX				
	US	Brazil	UK	Germany	Japan	HK					
Last	4.39%	11.16%	4.07%	2.39%	0.78%	3.82%					
1d Chg	-0.04	-0.04	-0.02	-0.05	0.00	-0.06					

10-Year Treasury Yields							Commodities & FX				
	US	Brazil	UK	Germany	Japan	HK					
Last	4.39%	11.16%	4.07%	2.39%	0.78%	3.82%					
1d Chg	-0.04	-0.04	-0.02	-0.05	0.00	-0.06					

Volatility

Annualized Volatility							Rolling 3M Annualized Volatility, LTM				
	BTC	ETH	BNB	SOL	XRP	DOGE					
30D	72%	82%	94%	104%	93%	149%					
90D	60%	61%	72%	84%	67%	123%					
180D	54%	58%	62%	103%	60%	99%					
365D	46%	50%	52%	89%	92%	78%					

Correlations

Intra-Crypto Correlations, LTM							Rolling 3M Correlations, LTM				
	BTC	ETH	BNB	SOL	XRP	DOGE					
BTC											
ETH	0.80										
BNB	0.54	0.53									
SOL	0.62	0.56	0.43								
XRP	0.43	0.48	0.30	0.42							
DOGE	0.68	0.61	0.42	0.47	0.41						

Stablecoins

Stablecoin Market Size and Volume, \$m					Stablecoin Dominance (LHS) & Market Cap \$b (RHS), LTM	
Ticker	Price	1d Vol	20d Avg Vol	Market Cap		
USDT	1.00	67,270	67,294	107,073		
USDC	1.00	7,582	8,387	32,607		
DAI	1.00	457	565	5,348		
USDe	1.00	402	201	2,247		
USDD	1.00	8	8	728		
FRAX	1.00	40	26	648		

Ethereum Mainnet & Layer 2s

Mainnet & Layer 2 Transactions (m/day) and L2 TVL (\$m)					Transactions (m/day), Rolling 90-Day Average, LTM	
Network	1d	30d Avg	TVL	Tech Type		
Arbitrum Nova	0.5	2.4	51	Optimium		
Linea	0.5	1.9	570	ZKR		
Base	3.2	1.8	4,390	ORU		
Arbitrum One	1.7	1.4	19,450	ORU		
Ethereum	1.2	1.3	-	Mainnet		
zkSync Era	1.1	1.1	771	ZKR		
OP Mainnet	0.6	0.6	7,900	ORU		
Blast	0.5	0.4	2,930	App-specific ORU		
Scroll	0.3	0.4	165	ZKR		
Immutable X	0.2	0.3	246	App-specific Validium		

Layer 2 Token Performance & Market Cap (\$m)					
	#VALUE	MATIC	MNT	ARB	IMX
30d Return	0%	-23%	34%	-24%	-18%
Market Cap	#VALUE	8,800	4,610	4,200	3,990

NFTs and DAOs

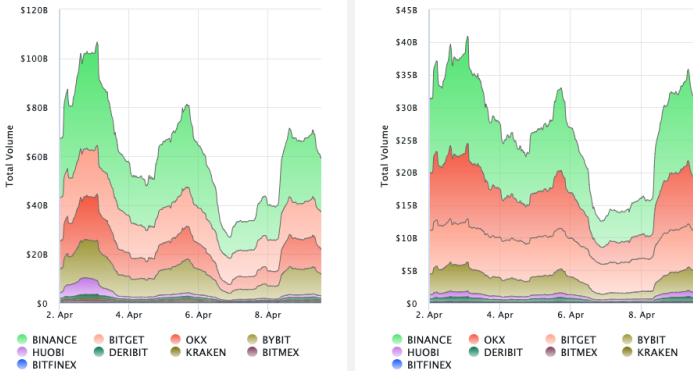
NFT Collection Stats (in ETH)						DAO Treasury Amount (\$m) and Composition					
Collection	Floor	% Listed	3M Ret.	3M Vol	Market Cap	DAO	Treasury	Stables	BTC/ETH	Own Tokens	Other
CryptoPunks	42	11%	-21%	42,140	420,000	Arbitrum	5,492	0%	1%	99%	0%
Bored Ape Yacht C	12	4%	-45%	98,192	124,490	Mantle	5,186	1%	17%	80%	2%
Autoglyphs	225	1%	-10%	145	115,200	Uniswap	4,611	0%	0%	100%	0%
Pudgy Penguins	12	4%	1%	95,445	104,078	Optimism	2,563	0%	0%	100%	0%
Chromie Squiggle	5	3%	-36%	2,582	46,964	Ethereum	1,127	0%	100%	0%	0%
Milady Maker	4	6%	3%	25,703	43,930	Golem	682	0%	88%	12%	0%
Azuki	4	6%	-38%	66,306	40,950	YGG	651	2%	0%	97%	1%
Fidenza by Tyler H	39	5%	-47%	2,401	38,961	Merit Circle	646	5%	1%	89%	5%
Mutant Ape Yacht	2	4%	-54%	77,677	38,748	Gnosis	630	6%	25%	52%	16%
The Captainz	3	2%	-12%	11,345	33,275	Ribbon Finan	548	0%	1%	99%	0%

Crypto News

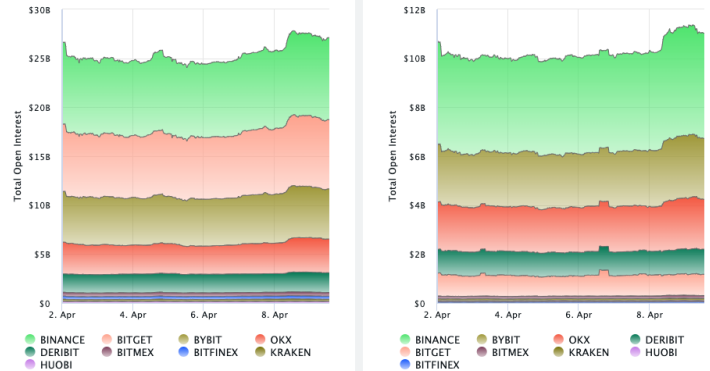
- [First Mover Americas: BTC Drops to \\$70K, TON Rallies - CoinDesk](#)
- [Bitcoin ETF issuers cast shadow over odds of SEC approving ether exchange-traded funds - CNBC](#)
- [Bitcoin ETFs see surprise \\$200M outflow — Will the new \\$69K support hold? - Cointelegraph](#)
- [US Treasury Seeks More Sanctions Powers Against Crypto Exchanges - Bloomberg](#)
- [Swiss National Bank's Jordan against issuing retail cenbank digital currency - Reuters](#)
- [Clearstream joins ECB wholesale CBDC trials with tokenized securities - Cointelegraph](#)
- [Coinbase class action lawsuit gets partial revival - Blockworks](#)
- [dYdX Chain resumes block production after 9.5 hour halt - Blockworks](#)
- [Binance 'deeply disappointed' about the ongoing detention of an executive in Nigeria - Blockworks](#)

Crypto Futures

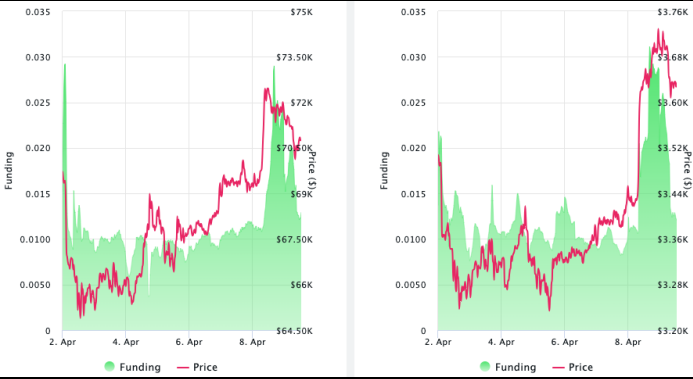
Futures Volume (BTC LHS ; ETH RHS), 1d



Futures Open Interest (BTC LHS ; ETH RHS)



OI Weighted Funding Rate (BTC LHS ; ETH RHS), 1d

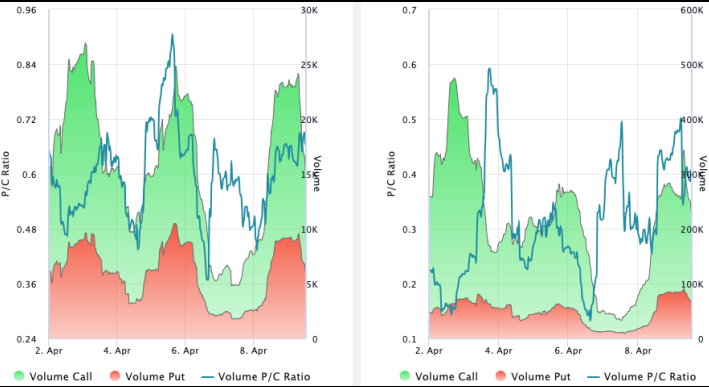


Liquidations (BTC LHS ; ETH RHS), 1d

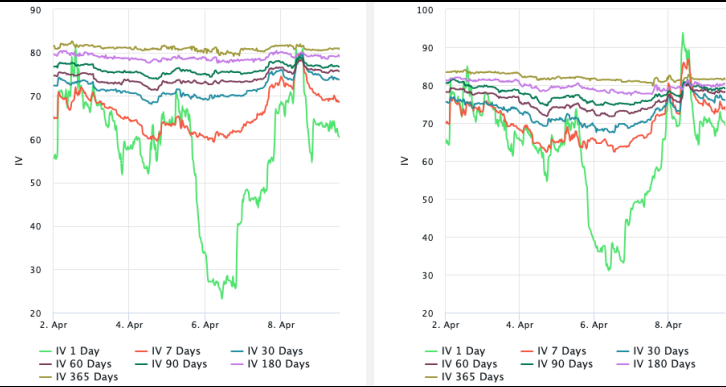


Crypto Options

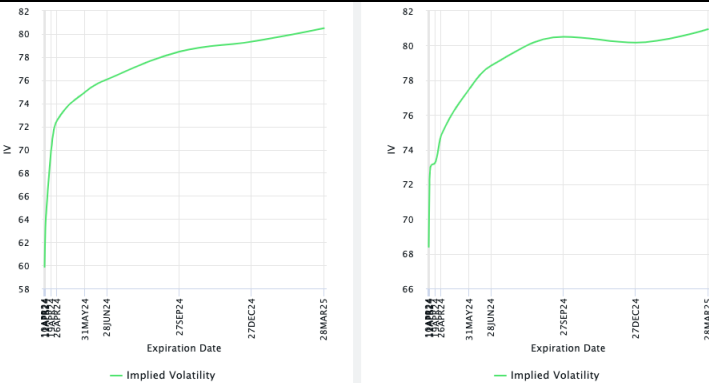
Options Volume & Put/Call Ratio (BTC LHS ; ETH RHS), 1d



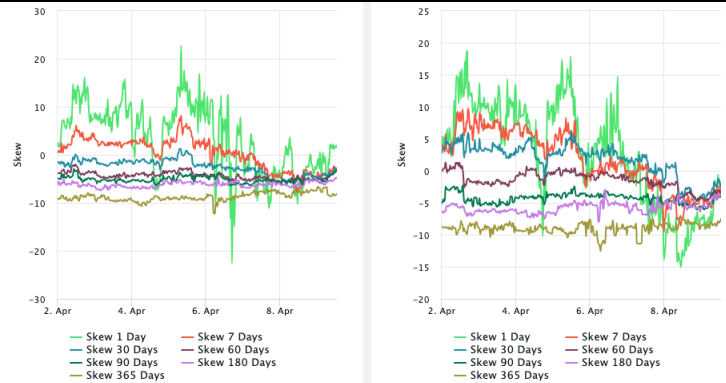
ATM Implied Volatility (BTC LHS ; ETH RHS)



ATM Implied Vol Term Structure (BTC LHS ; ETH RHS)



25 Delta Skew (BTC LHS ; ETH RHS)



About GSR

GSR has over a decade of extensive experience in the crypto market, serving as a trusted liquidity provider and active, multi-stage investor. Our suite of services includes OTC Trading, Derivatives, and Market Making. GSR is actively involved in every major sector of the digital asset ecosystem, working with token issuers, institutional investors, miners, and leading trading venues.

For more information or if we can help with anything, please see gsr.io or contact us at gsr@gsr.io.

Follow GSR for more content: [Twitter](#) [Telegram](#) [LinkedIn](#)

Authors

Brian Rudick, Senior Strategist [Twitter](#) [Telegram](#)

Required Disclosures

This material is provided by GSR (the "Firm") solely for informational purposes, is intended only for sophisticated, institutional investors and does not constitute an offer or commitment, a solicitation of an offer or commitment, or any advice or recommendation, to enter into or conclude any transaction (whether on the terms shown or otherwise), or to provide investment services in any state or country where such an offer or solicitation or provision would be illegal. The Firm is not and does not act as an advisor or fiduciary in providing this material. GSR is not authorised or regulated in the UK by the Financial Conduct Authority. The protections provided by the UK regulatory system will not be available to you. Specifically, information provided herein is intended for institutional persons only and is not suitable for retail persons in the United Kingdom, and no solicitation or recommendation is being made to you in regards to any products or services.

This material is not a research report, and not subject to any of the independence and disclosure standards applicable to research reports prepared pursuant to FINRA or CFTC research rules. This material is not independent of the Firm's proprietary interests, which may conflict with the interests of any counterparty of the Firm. The Firm trades instruments discussed in this material for its own account, may trade contrary to the views expressed in this material, and may have positions in other related instruments.

Information contained herein is based on sources considered to be reliable, but is not guaranteed to be accurate or complete. Any opinions or estimates expressed herein reflect a judgment made by the author(s) as of the date of publication, and are subject to change without notice. Trading and investing in digital assets involves significant risks including price volatility and illiquidity and may not be suitable for all investors. The Firm is not liable whatsoever for any direct or consequential loss arising from the use of this material. Copyright of this material belongs to GSR. Neither this material nor any copy thereof may be taken, reproduced or redistributed, directly or indirectly, without prior written permission of GSR

Notes & Sources

All options data is based on Deribit and derivatives graphics are from Laevidas. Market returns are based on price returns for the following ETFs: VOO, QQQ, EWU, EWG, EWJ, and EWH. Onchain volumes are not considered and thus certain token volumes may be understated (e.g., stETH).

CoinGecko	Santiment	DefiLlama	CoinMarketCap	Laevidas
L2Beat	Google Finance	TradingView	Deribit	WorldCoinIndex
Cryptorank	Investing.com	NFT Price Floor	CryptoSlate	