











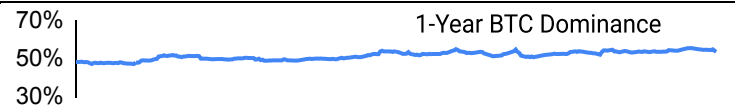
**Crypto Leaderboard**

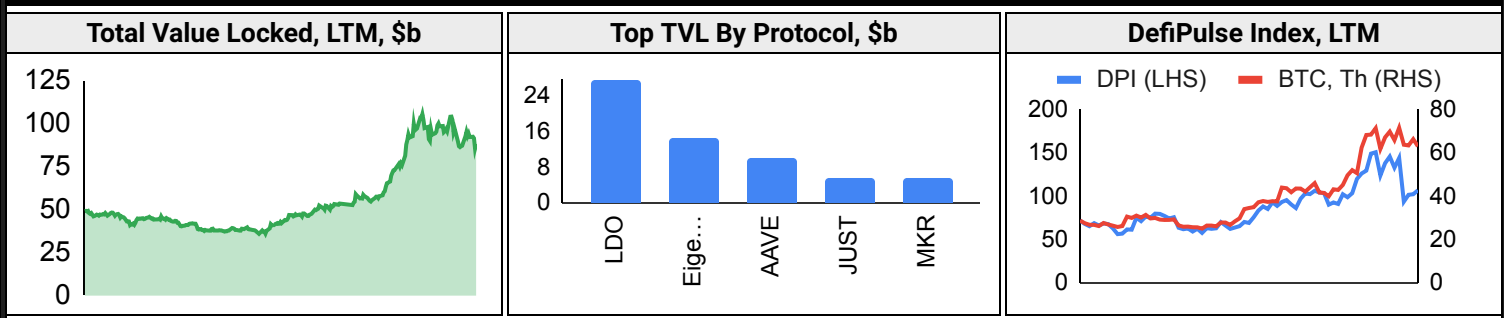
Rank	Name	Ticker	Price	24h	7d	30d	24h Vol \$m	MC \$m	1-Year Chart
1	Bitcoin	BTC	\$57,779	0%	-10%	-12%	33,767	1,137,851	
2	Ethereum	ETH	\$2,953	2%	-6%	-10%	15,321	354,757	
3	Tether	USDT	\$1.00	0%	0%	0%	44,286	110,650	
4	BNB	BNB	\$556	1%	-10%	1%	1,336	85,493	
5	Solana	SOL	\$135	11%	-7%	-26%	4,460	60,363	
6	USD Coin	USDC	\$1.00	0%	0%	0%	8,322	33,094	
7	XRP Ledger	XRP	\$0.51	4%	-2%	-12%	1,284	28,475	
8	Lido stETH	STETH	\$2,951	2%	-6%	-10%	141	27,582	
9	Dogecoin	DOGE	\$0.13	4%	-14%	-29%	1,838	18,682	
10	Toncoin	TON	\$4.83	2%	-11%	0%	243	16,773	

**Top & Bottom Performers - Top 100 Tokens**

24h		7 Days		30 Days		90 Days		365 Days	
W	15%	OP	14%	WBT	19%	PEPE	667%	BONK	3814%
WIF	15%	ATOM	6%	NEO	8%	FET	250%	AKT	1483%
PEPE	14%	TRX	4%	TRX	5%	AR	246%	TAO	719%
SOL	11%	RBN	4%	BONK	3%	AGIX	201%	RBN	556%
SEI	-1%	AKT	-18%	RUNE	-36%	EGLD	-30%	EOS	-24%
BEAM	-4%	THETA	-19%	STX	-37%	INJ	-34%	STRK	-26%
ZBC	-7%	HBAR	-19%	UNI	-38%	ARB	-43%	SAND	-27%
JUP	-7%	STX	-22%	APT	-41%	TIA	-44%	MATIC	-30%

**Category Performance**

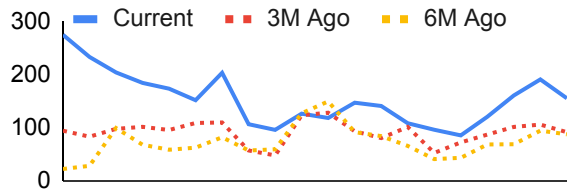
Category	7d	30d	90d	180d	365d	Ecosystem	7d	30d	90d	180d	365d
CEXs	-1%	-10%	18%	52%	24%	Tron	-2%	-3%	35%	44%	82%
Smart Contract	-8%	-19%	20%	79%	65%	BSC	-12%	-12%	28%	71%	49%
Privacy	-7%	-22%	11%	14%	-15%	Polkadot	-8%	-13%	38%	71%	42%
IoT/Data/Comp.	-8%	-23%	23%	100%	79%	Cosmos	-9%	-15%	44%	133%	217%
Meme	-15%	-23%	150%	141%	97%	Polygon	-9%	-21%	18%	45%	31%
Lending	0%	-24%	24%	41%	73%	Avalanche	-8%	-27%	6%	46%	42%
Currency	-10%	-24%	20%	32%	62%	Ethereum	-7%	-29%	-10%	6%	16%
Other DeFi	-10%	-27%	0%	29%	24%	Solana	-10%	-30%	20%	81%	193%
Scaling	-9%	-27%	8%	86%	21%						
Gaming/Entertai	-11%	-27%	14%	56%	42%						
DEX	-9%	-31%	2%	48%	55%						

**DeFi**


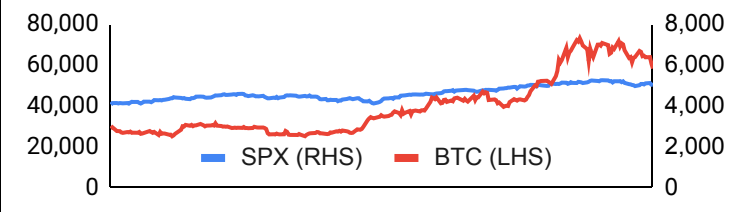
**Trading Volume**

Aggregate Volumes by Product, \$b					Top Derivatives Exchanges, \$m and bps					Top Spot Exchanges, \$m		
Product	1d	7d	30d	O/I	Exchange	1d Vol	O/I	Mkr	Tkr	Exchange	Score	1d Vol
Spot	46	229	1,260	n/a	Binance	68,498	15,135	2.0	4.0	Binance	9.9	21,747
Perpetuals	1,040	5,010	21,560	218	Bybit	22,229	9,574	2.0	5.5	Coinbase	8.2	3,099
Futures	1	3	15	1	OKX	28,539	5,474	2.0	5.0	Bybit	7.8	4,711
Options	3	15	57	n/a	Bitget	20,324	7,683	2.0	6.0	OKX	7.6	3,414

Daily Spot Volume, Top 100 Tokens Last 20d, \$b				Top Volume, 1d, \$m		Top Volume, %20d Avg		Low Volume, %20d Avg	
				USDT	63,051	OP	171%	NEO	43%
				BTC	38,960	AR	136%	RETH	52%
				ETH	15,978	BONK	130%	TON	53%
				FDUSD	8,433	DOT	130%	OKB	54%
				USDC	7,945	MNT	124%	WBT	56%

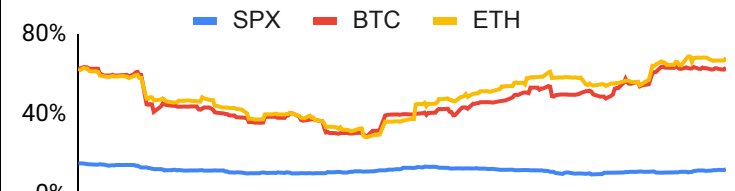
**Traditional Finance**

Global Equity Markets							SPX vs. BTC, LTM	
	US	USGrwth	UK	Germany	Japan	HK		
1D	0%	-1%	0%	0%	0%	1%		
7D	-1%	-1%	1%	-1%	-1%	4%		
90D	3%	0%	6%	3%	0%	2%		
365D	24%	33%	8%	8%	18%	-18%		

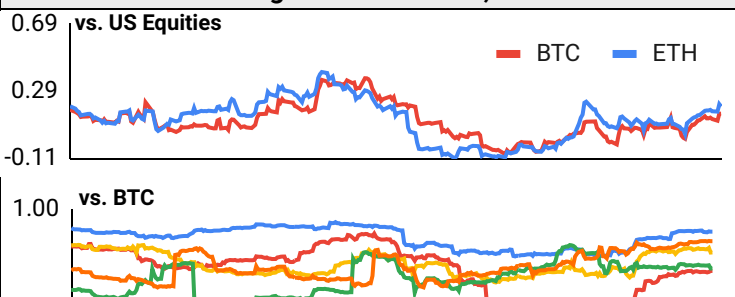
  

10-Year Treasury Yields							Commodities & FX					
	US	Brazil	UK	Germany	Japan	HK	Last	WTI	Gas	Gold	USD/EUR	USD/JPY
Last	4.61%	11.75%	4.34%	2.55%	0.89%	3.97%	Last	79.4	1.97	2,307	0.93	155.2
1d Chg	0.02	-0.04	-0.03	-0.03	-0.01	-0.07	1d % Chg	0.5%	1.7%	-0.2%	0.1%	0.5%

**Volatility**

Annualized Volatility							Rolling 3M Annualized Volatility, LTM		
	BTC	ETH	BNB	SOL	XRP	DOGE			
30D	51%	63%	49%	93%	72%	89%			
90D	62%	65%	74%	91%	75%	128%			
180D	55%	61%	65%	104%	65%	103%			
365D	47%	51%	53%	91%	93%	81%			

**Correlations**

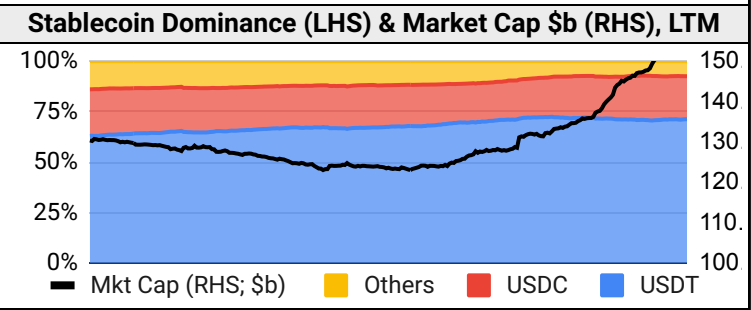
Intra-Crypto Correlations, LTM							Rolling 3M Correlations, LTM	
	BTC	ETH	BNB	SOL	XRP	DOGE		
BTC								
ETH	0.81							
BNB	0.56	0.55						
SOL	0.63	0.58	0.44					
XRP	0.43	0.49	0.32	0.44				



May 2, 2024

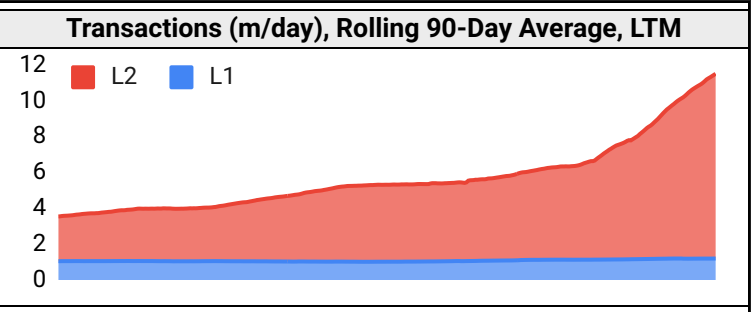
**Stablecoins**

Stablecoin Market Size and Volume, \$m				
Ticker	Price	1d Vol	20d Avg Vol	Market Cap
USDT	1.00	63,051	64,233	110,510
USDC	1.00	7,945	7,755	33,017
DAI	1.00	530	605	5,349
USDe	1.00	104	91	2,309
USDD	1.00	7	8	733
FRAX	1.00	39	38	648



**Ethereum Mainnet & Layer 2s**

Mainnet & Layer 2 Transactions (m/day) and L2 TVL (\$m)				
Network	1d	30d Avg	TVL	Tech Type
Base	2.4	2.7	5,060	ORU
Degen Chain	1.0	2.1		
Arbitrum One	1.7	1.7	15,510	ORU
Ethereum	1.2	1.2	-	Mainnet
zkSync Era	1.0	1.0	773	ZKR
Linea	0.3	0.8	709.41	ZKR
OP Mainnet	0.8	0.7	6,620	ORU
Zora	0.1	0.5	29	App-specific ORU
Blast	0.7	0.5	2,490	App-specific ORU
Arbitrum Nova	0.1	0.4	42	Optimium



Layer 2 Token Performance & Market Cap (\$m)					
	#VALU	MATIC	#VALU	#VALUE!	#VALUE!
30d Return	0%	-22%	0%	0%	0%
Market Cap	#VALUE	6,520	#VALU	#VALUE!	#VALUE!

**NFTs and DAOs**

NFT Collection Stats (in ETH)					
Collection	Floor	% Listed	3M Ret.	3M Vol	Market Cap
CryptoPunks	36	12%	-12%	9,074	360,000
Bored Ape Yacht C	13	3%	0%	31,433	134,000
Pudgy Penguins	11	3%	-1%	19,812	99,793
Autoglyphs	175	1%	-22%	145	89,600
NodeMonkes	0.3448B	12%	-28%	436.46B	3,448B
Azuki	5	2%	0%	7,436	52,700
Bitcoin Puppets	0.2688B	9%	0%	614.29B	2,688B
Chromie Squiggle	5	2%	0%	581	52,469
Mutant Ape Yacht	2	4%	0%	16,889	48,318
Fidenza by Tyler H	46	4%	0%	263	45,644

DAO Treasury Amount (\$m) and Composition					
DAO	Treasury	Stables	BTC/ETH	Own Tokens	Other
Mantle	3,603	2%	19%	77%	1%
Arbitrum	3,549	0%	1%	99%	0%
Uniswap	2,787	0%	0%	100%	0%
Optimism	2,137	0%	0%	100%	0%
ENS	1,115	0%	0%	89%	11%
Ethereum	914	0%	100%	0%	0%
Golem	547	0%	89%	11%	0%
Gnosis	545	7%	24%	51%	18%
Merit Circle	465	5%	2%	89%	4%
YGG	349	3%	1%	95%	0%

**Crypto News**

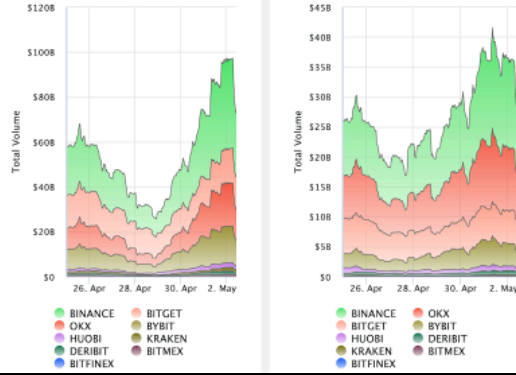
- [BlackRock Bitcoin ETF sees first outflow day amid record ETF bleed - Cointelegraph](#)
- [Spot bitcoin ETFs record largest daily net outflows ever - The Block](#)
- [Fed holds interest rates, markets hardly react - Blockworks](#)
- [Microstrategy Plans to Launch a Decentralized Identity Solution on Bitcoin – Bitcoin News - Bitcoin.com News](#)
- [Tether just obliterated its former net profit record for a single quarter - Blockworks](#)
- [BlackRock doubles down on tokenization via investment in Securitize - Blockworks](#)
- [Former Binance CEO Changpeng Zhao sentenced to 4 months in prison - Blockworks](#)
- [Bitcoin 'Call Writing' Back in Vogue as Cash And Carry Strategy Loses Shine - CoinDesk](#)



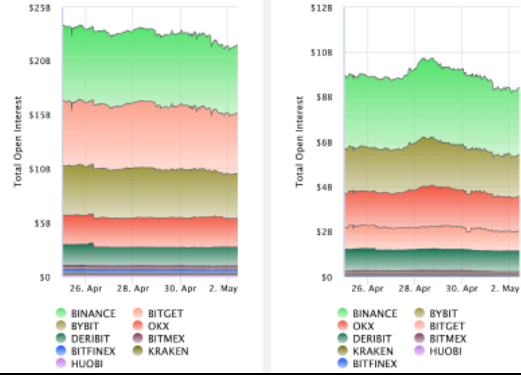
May 2, 2024

**Crypto Futures**

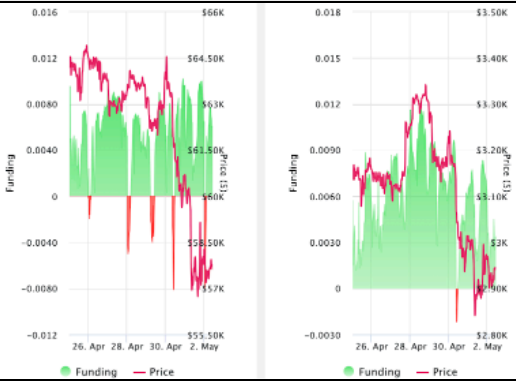
**Futures Volume (BTC LHS ; ETH RHS), 1d**



**Futures Open Interest (BTC LHS ; ETH RHS)**



**OI Weighted Funding Rate (BTC LHS ; ETH RHS), 1d**

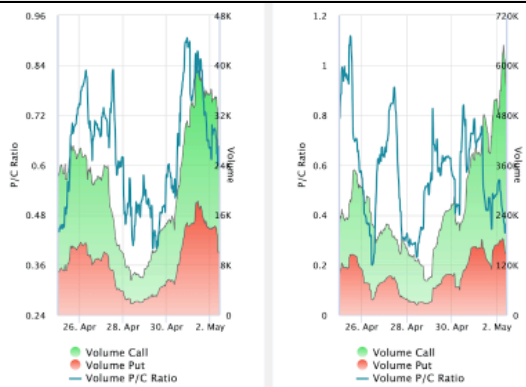


**Liquidations (BTC LHS ; ETH RHS), 1d**

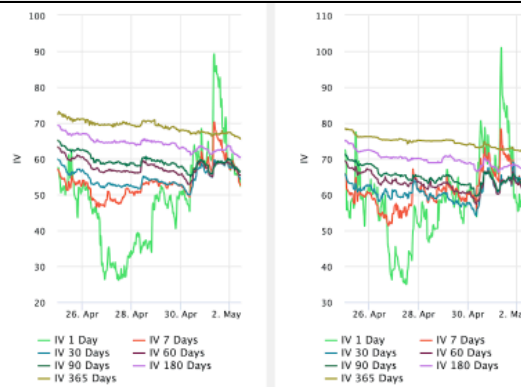


**Crypto Options**

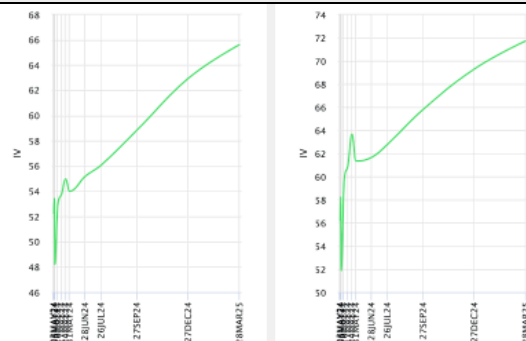
**Options Volume & Put/Call Ratio (BTC LHS ; ETH RHS), 1d**



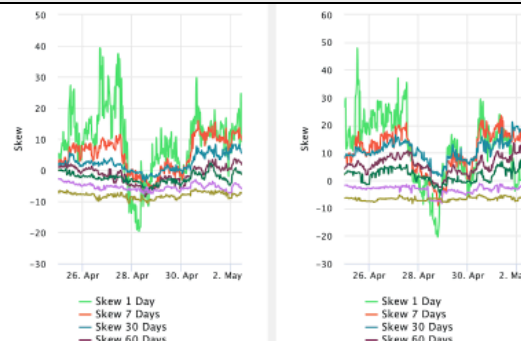
**ATM Implied Volatility (BTC LHS ; ETH RHS)**



**ATM Implied Vol Term Structure (BTC LHS ; ETH RHS)**



**25 Delta Skew (BTC LHS ; ETH RHS)**





May 2, 2024

### About GSR

GSR has over a decade of extensive experience in the crypto market, serving as a trusted liquidity provider and active, multi-stage investor. Our suite of services includes OTC Trading, Derivatives, and Market Making. GSR is actively involved in every major sector of the digital asset ecosystem, working with token issuers, institutional investors, miners, and leading trading venues.

For more information or if we can help with anything, please see [gsr.io](https://gsr.io) or contact us at [gsr@gsr.io](mailto:gsr@gsr.io).

Follow GSR for more content: [Twitter](#) [Telegram](#) [LinkedIn](#)

### Authors

Brian Rudick, Senior Strategist [Twitter](#) [Telegram](#)

### Required Disclosures

This material is provided by GSR (the "Firm") solely for informational purposes, is intended only for sophisticated, institutional investors and does not constitute an offer or commitment, a solicitation of an offer or commitment, or any advice or recommendation, to enter into or conclude any transaction (whether on the terms shown or otherwise), or to provide investment services in any state or country where such an offer or solicitation or provision would be illegal. The Firm is not and does not act as an advisor or fiduciary in providing this material. GSR is not authorised or regulated in the UK by the Financial Conduct Authority. The protections provided by the UK regulatory system will not be available to you. Specifically, information provided herein is intended for institutional persons only and is not suitable for retail persons in the United Kingdom, and no solicitation or recommendation is being made to you in regards to any products or services.

This material is not a research report, and not subject to any of the independence and disclosure standards applicable to research reports prepared pursuant to FINRA or CFTC research rules. This material is not independent of the Firm's proprietary interests, which may conflict with the interests of any counterparty of the Firm. The Firm trades instruments discussed in this material for its own account, may trade contrary to the views expressed in this material, and may have positions in other related instruments.

Information contained herein is based on sources considered to be reliable, but is not guaranteed to be accurate or complete. Any opinions or estimates expressed herein reflect a judgment made by the author(s) as of the date of publication, and are subject to change without notice. Trading and investing in digital assets involves significant risks including price volatility and illiquidity and may not be suitable for all investors. The Firm is not liable whatsoever for any direct or consequential loss arising from the use of this material. Copyright of this material belongs to GSR. Neither this material nor any copy thereof may be taken, reproduced or redistributed, directly or indirectly, without prior written permission of GSR

### Notes & Sources

All options data is based on Deribit and derivatives graphics are from Laevitas. Market returns are based on price returns for the following ETFs: VOO, QQQ, EWU, EWG, EWJ, and EWH. Onchain volumes are not considered and thus certain token volumes may be understated (e.g., stETH).

CoinGecko	Santiment	DefiLlama	CoinMarketCap	Laevitas
L2Beat	Google Finance	TradingView	Deribit	WorldCoinIndex
Cryptorank	Investing.com	NFT Price Floor	CryptoSlate	