











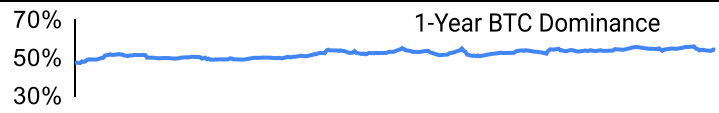
Crypto Leaderboard

Rank	Name	Ticker	Price	24h	7d	30d	24h Vol \$m	MC \$m	1-Year Chart
1	Bitcoin	BTC	\$67,995	-1%	-1%	17%	26,672	1,342,347	
2	Ethereum	ETH	\$3,786	0%	2%	27%	13,348	454,783	
3	Tether	USDT	\$1.00	0%	0%	0%	38,740	111,605	
4	BNB	BNB	\$594	-1%	-1%	6%	657	91,338	
5	Solana	SOL	\$167	-1%	0%	24%	2,527	77,085	
6	Lido stETH	STETH	\$3,777	0%	2%	27%	81	35,929	
7	USD Coin	USDC	\$1.00	0%	0%	0%	5,887	32,242	
8	XRP Ledger	XRP	\$0.52	-1%	-3%	0%	956	28,791	
9	Dogecoin	DOGE	\$0.16	-1%	-3%	23%	1,014	23,115	
10	Cardano	ADA	\$0.45	0%	-2%	0%	274	15,986	


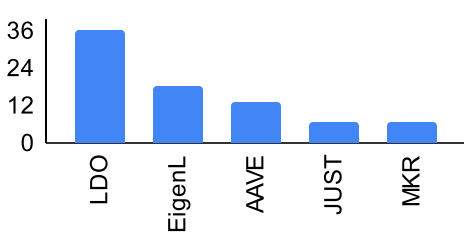
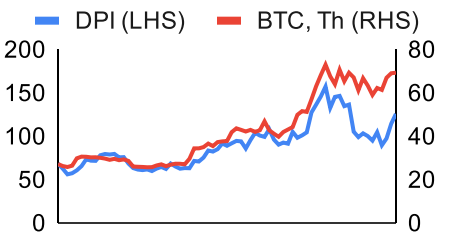
Top & Bottom Performers - Top 100 Tokens

24h		7 Days		30 Days		90 Days		365 Days	
BEAM	19%	JASMY	47%	PEPE	120%	PEPE	250%	BONK	7482%
JASMY	18%	BGB	23%	JASMY	84%	TON	135%	PEPE	1133%
LDO	6%	CHZ	21%	BONK	57%	NEAR	61%	KAS	777%
PEPE	6%	TIA	17%	UNI	51%	AR	61%	FET	718%
THETA	-6%	AXS	-10%	QNT	-11%	INJ	-42%	ATOM	-19%
WLD	-6%	TAO	-11%	STX	-11%	ARB	-44%	SAND	-22%
TIA	-6%	IMX	-13%	SUI	-11%	BSV	-46%	MATIC	-22%
AKT	-7%	AKT	-13%	OP	-12%	DYDX	-48%	QNT	-22%

Category Performance

Category	7d	30d	90d	180d	365d	Ecosystem	7d	30d	90d	180d	365d
Lending	0%	56%	48%	87%	183%	Avalanche	0%	19%	-17%	41%	89%
Meme	4%	23%	18%	204%	212%	Polygon	-1%	18%	-4%	51%	68%
Other DeFi	-1%	14%	-15%	25%	62%	Ethereum	0%	17%	-24%	4%	52%
DEX	-2%	12%	-17%	23%	107%	BSC	-1%	15%	14%	75%	88%
IoT/Data/Comp.	0%	12%	-21%	83%	129%	Solana	-4%	8%	-15%	48%	181%
Privacy	-1%	10%	-15%	16%	13%	Polkadot	-3%	7%	-4%	52%	77%
Gaming/Entertai	-2%	9%	-27%	27%	107%	Cosmos	-4%	4%	-7%	65%	205%
Scaling	-2%	7%	-26%	58%	66%	Tron	-3%	-8%	-13%	33%	64%
Smart Contract	-3%	7%	-10%	60%	109%						
Currency	-2%	6%	-15%	38%	84%						
CEXs	-1%	2%	-2%	25%	49%						

DeFi

Total Value Locked, LTM, \$b	Top TVL By Protocol, \$b	DefiPulse Index, LTM
		



Intra-Crypto Correlations, LTM						
	BTC	ETH	BNB	SOL	XRP	DOGE
BTC						
ETH	0.80					
BNB	0.56	0.54				
SOL	0.63	0.58	0.44			
XRP	0.44	0.48	0.32	0.44		
DOGE	0.71	0.63	0.45	0.50	0.42	

Rolling 3M Correlations, LTM

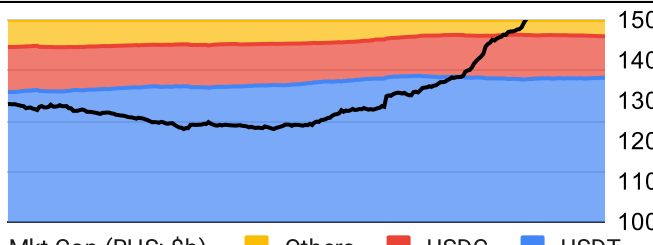
vs. US Equities

— BTC — ETH

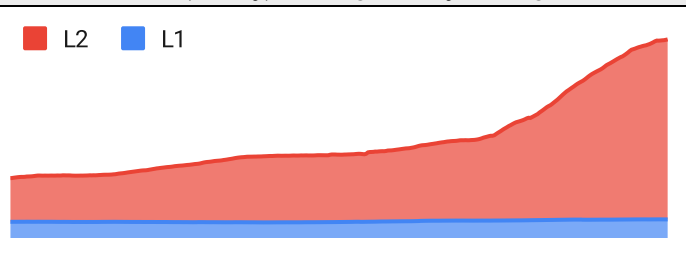
vs. BTC

— ETH — BNB — SOL — XRP — DOGE

Stablecoins

Stablecoin Market Size and Volume, \$m					Stablecoin Dominance (LHS) & Market Cap \$b (RHS), LTM	
Ticker	Price	1d Vol	20d Avg Vol	Market Cap		
USDT	1.00	58,768	63,027	111,948		
USDC	1.00	6,035	6,373	32,350		
DAI	1.00	318	476	5,348		
USDe	1.00	95	108	2,990		
USDD	1.00	5	6	730		
FRAX	1.00	14	17	648		

Ethereum Mainnet & Layer 2s

Mainnet & Layer 2 Transactions (m/day) and L2 TVL (\$m)					Transactions (m/day), Rolling 90-Day Average, LTM						
Network	1d	30d Avg	TVL	Tech Type	<div><div></div> L2 <div></div> L1</div>						
Base	2.3	2.1	7160	ORU							
Arbitrum One	1.8	2.0	19040	ORU							
Ethereum	1.1	1.2	-	Mainnet							
Degen Chain	2.2	1.1									
zkSync Era	0.6	0.8	869.68	ZKR							
Blast	0.7	0.6	3270	App-specific ORU							
Linea	1.0	0.5	1150	ZKR							
OP Mainnet	0.5	0.5	7740	ORU							
Apex	0.8	0.4									
Scroll	0.3	0.4	652.53	ZKR							
					Layer 2 Token Performance & Market Cap (\$b)						
						MATIC	IMX	MNT	STX	ARB	
24h Return						-1%	-4%	-1%	-3%	0%	
Market Cap						6.9	4.3	3.2	2.8	1.5	

NFTs and DAOs

NFT Collection Stats (\$; Volume, MC in \$m)						DAO Treasury Amount (\$m) and Composition					
Collection	Floor	% Listed	3M Ret.	3M Vol	Market Cap	DAO	Treasury	Stables	BTC/ETH	Own Tokens	Other
CryptoPunks	123.6k	12%	-43%	117	1,200	Uniswap	4,332	0%	0%	100%	0%
Bored Ape Yacht C	52.5k	3%	-34%	290	525	Mantle	3,984	2%	22%	75%	2%
Pudgy Penguins	40.6k	3%	-32%	214	361	Arbitrum	3,880	0%	1%	99%	0%
Autoglyphs	623.8k	2%	-28%	1	319	Optimism	1,971	0%	0%	100%	0%
NodeMonkes	17.8k	14%	-51%	123	179	ENS	1,880	0%	0%	92%	8%
Milady Maker	17.6k	5%	1%	94	177	Ethereum	1,178	0%	100%	0%	0%
Azuki	16.3k	2%	-18%	91	163	Golem	1,083	0%	93%	7%	0%
Chromie Squiggle	15.4k	2%	-38%	7	155	Gnosis	631	6%	28%	49%	17%
Mutant Ape Yacht	7.7k	4%	-46%	155	152	Merit Circle	621	4%	1%	91%	4%
The Captainz	13.7k	1%	-31%	47	138	YGG	455	2%	1%	96%	1%

Crypto News

[\\$8.2B in Bitcoin and Ether options expire, here's how it could impact the markets - Cointelegraph](#)

[Bitcoin Hashrate Hits Record High, Surpasses Pre-Halving Levels – Mining Bitcoin News - Bitcoin.com News](#)

[Hong Kong officially kicks out all unlicensed crypto exchanges - Cointelegraph](#)

[Crypto 're-staking' platforms boom as traders chase bigger returns - Reuters](#)

[Trump Interested in Using Bitcoin to Solve the US National Debt Problem – Economics Bitcoin News - Bitcoin.com News](#)

[A16z backs crypto super PACs with \\$25M donation - Blockworks](#)

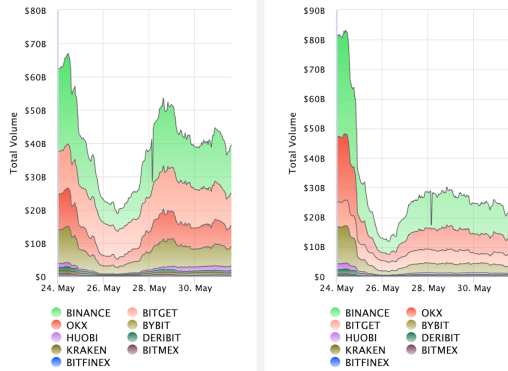
[Pump.fun revenues hit record as Caitlyn Jenner launches second memecoin - Blockworks](#)

[RFK Jr. Says Guilty Verdict May Help Trump's Election Prospects - CoinDesk](#)

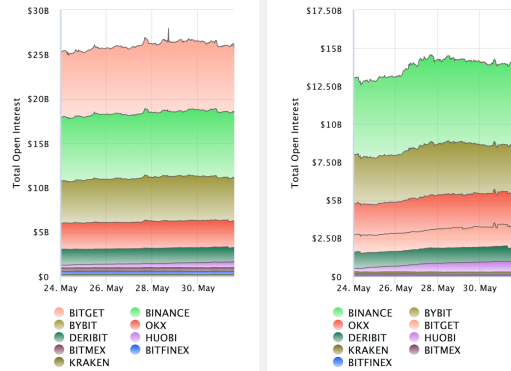
[TRUMP Token Sinks After Former U.S. President Is Found Guilty in New York - CoinDesk](#)

Crypto Futures

Futures Volume (BTC LHS ; ETH RHS), 1d



Futures Open Interest (BTC LHS ; ETH RHS)



OI Weighted Funding Rate (BTC LHS ; ETH RHS), 1d

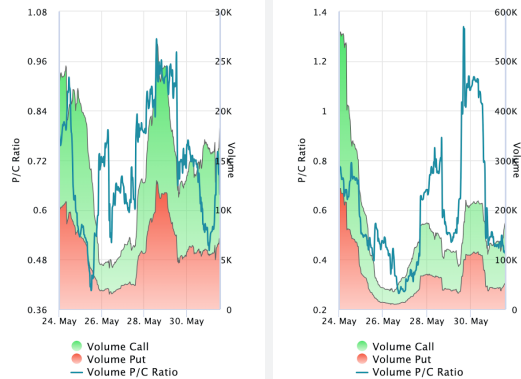


Liquidations (BTC LHS ; ETH RHS), 1d

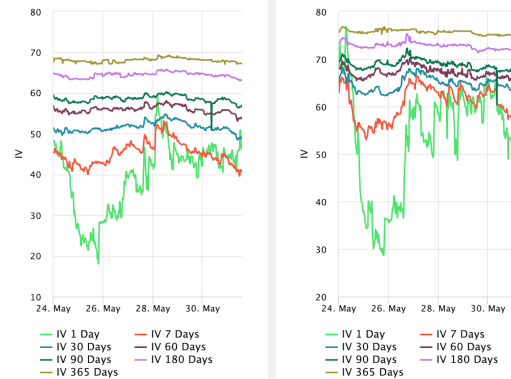


Crypto Options

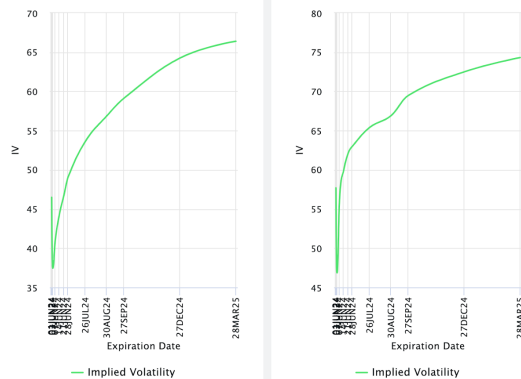
Options Volume & Put/Call Ratio (BTC LHS ; ETH RHS), 1d



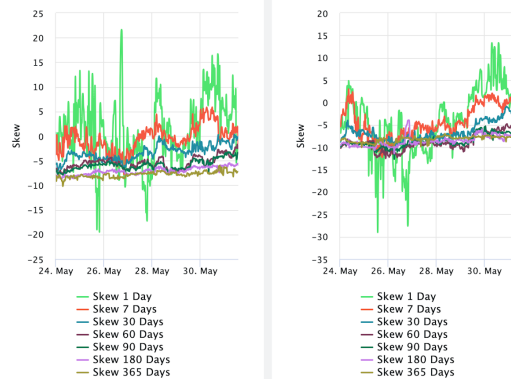
ATM Implied Volatility (BTC LHS ; ETH RHS)



ATM Implied Vol Term Structure (BTC LHS ; ETH RHS)



25 Delta Skew (BTC LHS ; ETH RHS)





May 31, 2024

About GSR

GSR has over a decade of extensive experience in the crypto market, serving as a trusted liquidity provider and active, multi-stage investor. Our suite of services includes OTC Trading, Derivatives, and Market Making. GSR is actively involved in every major sector of the digital asset ecosystem, working with token issuers, institutional investors, miners, and leading trading venues.

For more information or if we can help with anything, please see gsr.io or contact us at gsr@gsr.io.

Follow GSR for more content: [Twitter](#) [Telegram](#) [LinkedIn](#)

Authors

Brian Rudick, Senior Strategist [Twitter](#) [Telegram](#)

Required Disclosures

This material is provided by GSR (the "Firm") solely for informational purposes, is intended only for sophisticated, institutional investors and does not constitute an offer or commitment, a solicitation of an offer or commitment, or any advice or recommendation, to enter into or conclude any transaction (whether on the terms shown or otherwise), or to provide investment services in any state or country where such an offer or solicitation or provision would be illegal. The Firm is not and does not act as an advisor or fiduciary in providing this material. GSR is not authorised or regulated in the UK by the Financial Conduct Authority. The protections provided by the UK regulatory system will not be available to you. Specifically, information provided herein is intended for institutional persons only and is not suitable for retail persons in the United Kingdom, and no solicitation or recommendation is being made to you in regards to any products or services.

This material is not a research report, and not subject to any of the independence and disclosure standards applicable to research reports prepared pursuant to FINRA or CFTC research rules. This material is not independent of the Firm's proprietary interests, which may conflict with the interests of any counterparty of the Firm. The Firm trades instruments discussed in this material for its own account, may trade contrary to the views expressed in this material, and may have positions in other related instruments.

Information contained herein is based on sources considered to be reliable, but is not guaranteed to be accurate or complete. Any opinions or estimates expressed herein reflect a judgment made by the author(s) as of the date of publication, and are subject to change without notice. Trading and investing in digital assets involves significant risks including price volatility and illiquidity and may not be suitable for all investors. The Firm is not liable whatsoever for any direct or consequential loss arising from the use of this material. Copyright of this material belongs to GSR. Neither this material nor any copy thereof may be taken, reproduced or redistributed, directly or indirectly, without prior written permission of GSR

Notes & Sources

All options data is based on Deribit and derivatives graphics are from Laevidas. Market returns are based on price returns for the following ETFs: VOO, QQQ, EWU, EWG, EWJ, and EWH. Onchain volumes are not considered and thus certain token volumes may be understated (e.g., stETH).

CoinGecko	Santiment	DefiLlama	CoinMarketCap	Laevidas
L2Beat	Google Finance	TradingView	Deribit	WorldCoinIndex
Cryptorank	Investing.com	NFT Price Floor	CryptoSlate	