





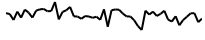





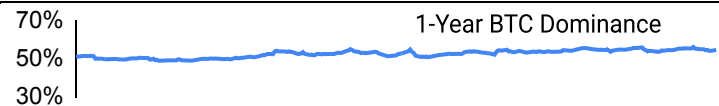
Crypto Leaderboard

Rank	Name	Ticker	Price	24h	7d	30d	24h Vol \$m	MC \$m	1-Year Chart
1	Bitcoin	BTC	\$62,636	2%	4%	-7%	22,390	1,235,118	
2	Ethereum	ETH	\$3,461	2%	3%	-9%	10,745	415,695	
3	Tether	USDT	\$1.00	0%	0%	0%	30,805	112,572	
4	BNB	BNB	\$578	1%	2%	-4%	714	88,886	
5	Solana	SOL	\$146	4%	11%	-12%	1,885	67,710	
6	Lido stETH	STETH	\$3,459	2%	-100%	-100%	41	33,708	
7	USD Coin	USDC	\$1.00	0%	0%	0%	4,168	32,301	
8	XRP Ledger	XRP	\$0.48	2%	1%	-7%	607	26,739	
9	Toncoin	TON	\$7.6	-1%	2%	21%	225	18,707	
10	Dogecoin	DOGE	\$0.12	2%	5%	-22%	425	18,055	

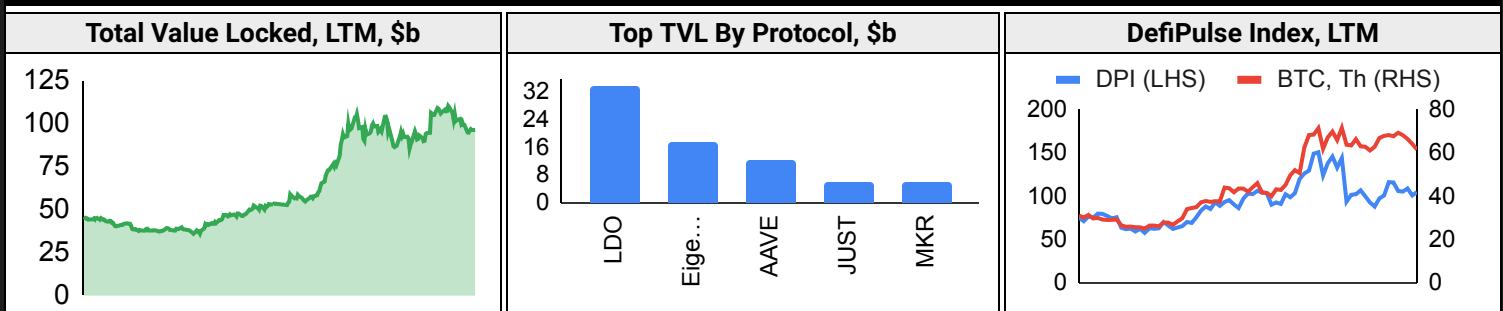
Top & Bottom Performers - Top 100 Tokens

24h		7 Days		30 Days		90 Days		365 Days	
ENS	21%	ENS	31%	KAS	32%	ENS	64%	BONK	6283%
ZRO	11%	AKT	24%	TON	21%	PEPE	58%	SOL	653%
EGLD	10%	AVAX	20%	XMR	15%	TON	57%	KAS	634%
WIF	7%	MKR	18%	TRX	14%	JASMY	51%	PEPE	622%
LEO	-1%	LDO	-17%	GALA	-36%	SUI	-53%	LTC	-34%
FLR	-2%	RETH	-100%	STRK	-38%	ICP	-55%	DYDX	-36%
TIA	-5%	WBTC	-100%	TIA	-49%	DYDX	-56%	STRK	-42%
KAS	-7%	STETH	-100%	STETH	-100%	STETH	-100%	STETH	-100%

Category Performance

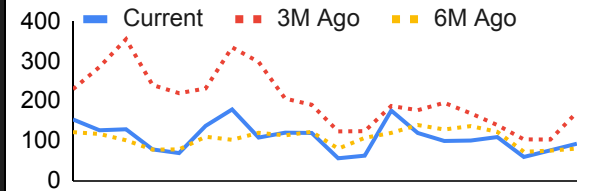
Category	7d	30d	90d	180d	365d	Ecosystem	7d	30d	90d	180d	365d
CEXs	2%	-8%	-15%	3%	34%	Tron	6%	2%	-8%	21%	71%
Other DeFi	-2%	-9%	-28%	-7%	36%	Ethereum	1%	-16%	-30%	-10%	19%
Lending	6%	-16%	13%	66%	120%	Avalanche	4%	-18%	-29%	3%	53%
Currency	4%	-17%	-32%	2%	13%	Cosmos	1%	-24%	-33%	0%	135%
Privacy	3%	-20%	-29%	-13%	-10%	BSC	-3%	-24%	-23%	-1%	60%
DEX	2%	-21%	-39%	-19%	76%	Polygon	-1%	-27%	-32%	-5%	36%
Smart Contract	5%	-24%	-34%	-8%	70%	Solana	5%	-28%	-40%	-15%	144%
IoT/Data/Comp.	1%	-28%	-37%	2%	80%	Polkadot	2%	-28%	-34%	-9%	34%
Meme	2%	-28%	-32%	112%	145%						
Gaming/Entertai	0%	-30%	-44%	-23%	52%						
Scaling	1%	-33%	-47%	-31%	21%						

DeFi

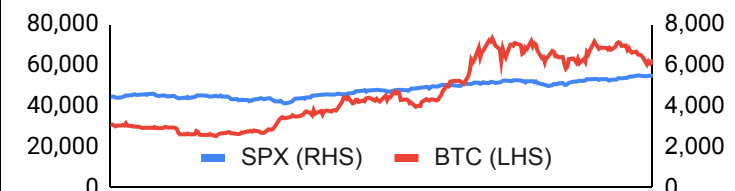


Trading Volume

Aggregate Volumes by Product, \$b					Top Derivatives Exchanges, \$m and bps					Top Spot Exchanges, \$m		
Product	1d	7d	30d	O/I	Exchange	1d Vol	O/I	Mkr	Tkr	Exchange	Score	1d Vol
Spot	24	197	872	n/a	Binance	37,555	19,058	2.0	4.0	Binance	9.9	10,043
Perpetuals	96	725	22,770	569	Bybit	13,807	12,481	2.0	5.5	Coinbase	8.2	1,514
Futures	0	3	10	1	OKX	15,454	6,151	2.0	5.0	OKX	7.8	1,404
Options	1	10	45	n/a	Bitget	11,258	9,826	2.0	6.0	Bybit	7.6	2,994

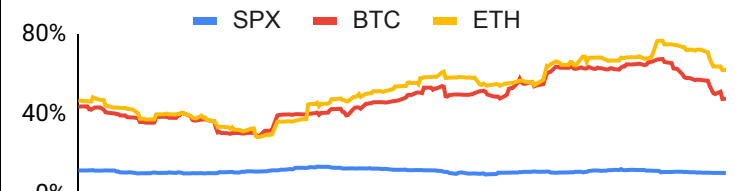
Daily Spot Volume, Top 100 Tokens Last 20d, \$b				Top Volume, 1d, \$m		Top Volume, %20d Avg		Low Volume, %20d Avg	
				USDT	41,965	KAS	264%	STETH	0%
				BTC	21,856	ENS	211%	LEO	46%
				ETH	10,868	AKT	155%	INJ	56%
				USDC	4,221	EGLD	118%	ICP	60%
				FDUSD	3,171	IMX	109%	MNT	60%

Traditional Finance

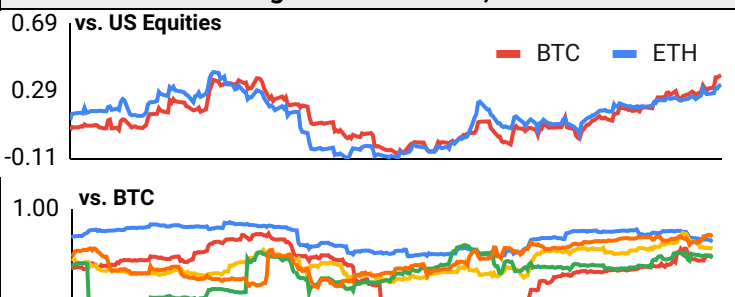
Global Equity Markets							SPX vs. BTC, LTM	
	US	USGrwth	UK	Germany	Japan	HK		
1D	0%	-1%	0%	0%	1%	0%		
7D	0%	0%	-1%	1%	3%	-2%		
90D	4%	8%	4%	-1%	-4%	1%		
365D	26%	33%	14%	12%	13%	-17%		

10-Year Treasury Yields							Commodities & FX					
	US	Brazil	UK	Germany	Japan	HK		WTI	Gas	Gold	USD/EUR	USD/JPY
Last	4.42%	12.27%	4.27%	2.57%	1.05%	3.52%	Last	82.1	2.55	2,346	0.93	161.2
1d Chg	0.08	-0.06	0.09	0.09	-0.01	-0.06	1d % Chg	0.6%	-1.9%	0.3%	-0.3%	0.2%

Volatility

Annualized Volatility							Rolling 3M Annualized Volatility, LTM		
	BTC	ETH	BNB	SOL	XRP	DOGE			
30D	33%	35%	57%	71%	34%	60%			
90D	47%	62%	48%	81%	50%	82%			
180D	55%	63%	62%	85%	60%	104%			
365D	47%	54%	52%	91%	92%	84%			

Correlations

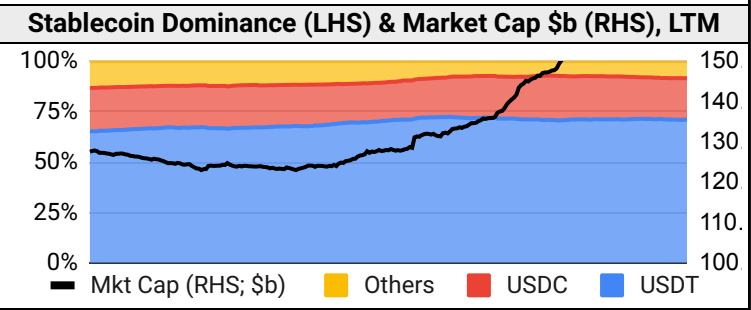
Intra-Crypto Correlations, LTM							Rolling 3M Correlations, LTM	
	BTC	ETH	BNB	SOL	XRP	DOGE		
BTC								
ETH	0.79							
BNB	0.56	0.54						
SOL	0.64	0.57	0.42					
XRP	0.43	0.47	0.31	0.44				



July 1, 2024

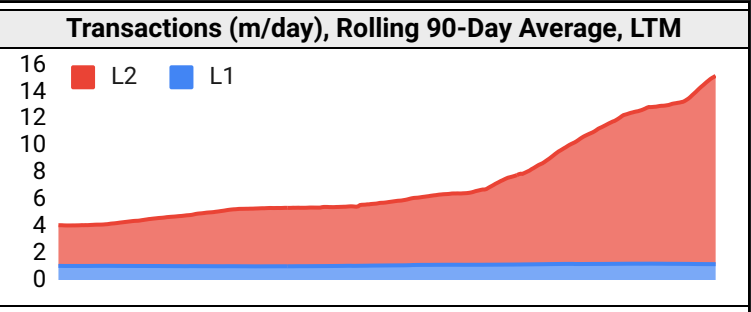
Stablecoins

Stablecoin Market Size and Volume, \$m				
Ticker	Price	1d Vol	20d Avg Vol	Market Cap
USDT	1.00	41,965	48,510	112,730
USDC	1.00	4,221	4,912	32,324
DAI	1.00	364	385	5,347
USDe	1.00	30	60	3,603
USDD	1.00	6	5	736
FRAX	1.00	7	18	648



Ethereum Mainnet & Layer 2s

Mainnet & Layer 2 Transactions (m/day) and L2 TVL (\$m)				
Network	1d	30d Avg	TVL	Tech Type
Xai	9.0	5.3		
Base	3.0	3.0		Optimistic Rollup
Arbitrum One	1.8	2.1		Optimistic Rollup
Proof of Play	2.3	1.5		
Ethereum	1.1	1.2	-	mainnet
Blast	0.5	0.9		Optimistic Rollup
Taiko	2.2	0.9		Optimistic Rollup
ZKsync Era	0.4	0.6		ZK Rollup
Linea	0.4	0.5		ZK Rollup
Mantle	0.6	0.5		Optimium



Layer 2 Token Performance & Market Cap (\$b)					
	MATIC	IMX	MNT	STX	ARB
24h Return	+2.24%	+6.70%	+2.46%	+4.17%	+1.21%
Market Cap	5.6	3.2	2.6	2.5	1.0

NFTs and DAOs

NFT Collection Stats (\$; Volume, MC in \$m)					
Collection	Floor	% Listed	3M Ret.	3M Vol	Market Cap
CryptoPunks	98,371	12%	-30%	79,524	983,712,500
Bored Ape Yacht C	34,908	3%	-11%	185,671	349,079,900
Pudgy Penguins	35,555	3%	-9%	133,771	316,009,500
Autoglyphs	407,881	1%	-48%	501	208,834,850
Milady Maker	19,723	5%	1%	81,080	197,233,970
Mad Lads	14,498	3%	-24%	26,479	144,502,270
Chromie Squiggle	13,393	2%	-19%	3,616	133,852,410
Mutant Ape Yacht	6,356	3%	-6%	114,767	123,887,216
NodeMonkes	11,867	15%	-60%	59,812	118,668,096
Azuki	11,729	2%	-21%	77,578	117,294,170

DAO Treasury Amount (\$m) and Composition					
DAO	Treasury	Stables	BTC/ETH	Own Tokens	Other
Uniswap	3,736	0%	0%	100%	0%
Mantle	3,261	2%	24%	73%	2%
Arbitrum	2,585	0%	2%	98%	0%
ENS	2,312	0%	0%	94%	6%
Optimism	1,402	0%	0%	100%	0%
Ethereum	1,075	0%	100%	0%	0%
Golem	938	0%	95%	5%	0%
Gnosis	462	0%	33%	58%	9%
Lido	365	0%	41%	58%	1%
Merit Circle	353	7%	2%	88%	2%

Crypto News

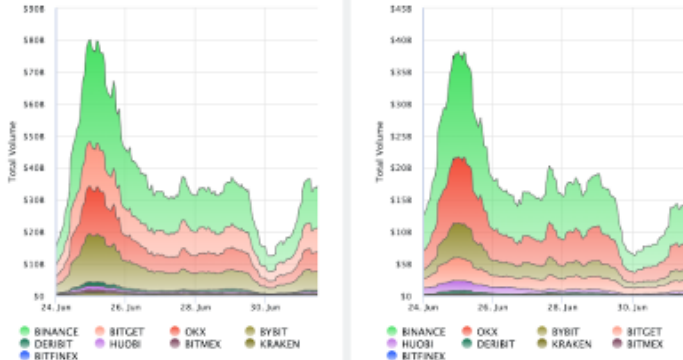
- [Bitcoin Investors Begin to Ponder What's Next After ETF Mania Cools - Yahoo Finance](#)
- [Analyst Updates Spot Ether ETF Launch Date Prediction Citing Slow SEC Review – Finance Bitcoin News - Bitcoin.com News](#)
- [Crypto Exchange Coinbase Is Suing the SEC and FDIC—Here's Why - Investopedia](#)
- [Polymarket Bet on Biden Dropping Out Rises to 50% as Camp David Retreat Fuels Speculation – Bitcoin News - Bitcoin.com News](#)
- [SEC files lawsuit against Consensys - Blockworks](#)
- [Abra Launches Treasury Service for Corporates That Want to Hold Crypto - CoinDesk](#)
- [Sony to Restart Japanese Crypto Exchange Whalefin Purchased From Amber Group in 2023 - CoinDesk](#)
- [U.S. Judge Lets Most of SEC Case Against Binance Proceed, Dismisses Secondary Sales Charge - CoinDesk](#)



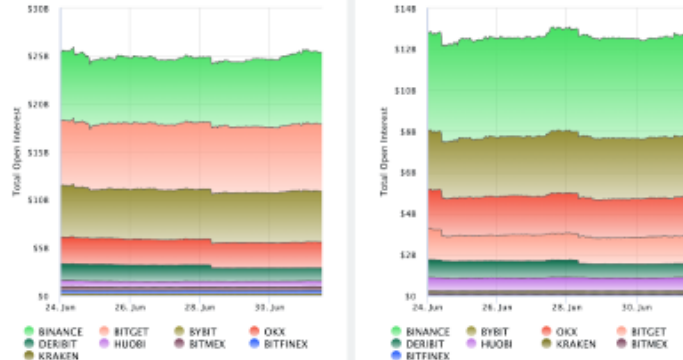
July 1, 2024

Crypto Futures

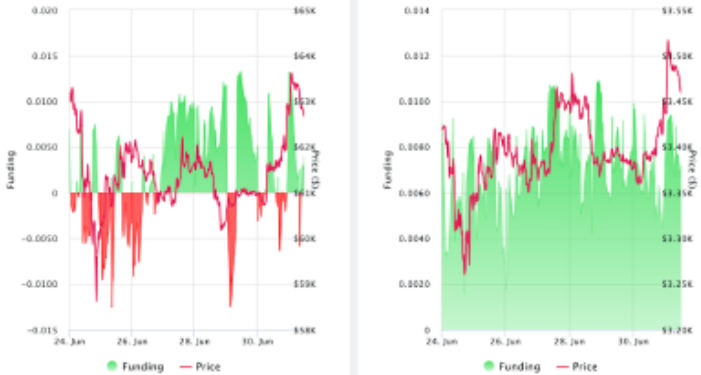
Futures Volume (BTC LHS ; ETH RHS), 1d



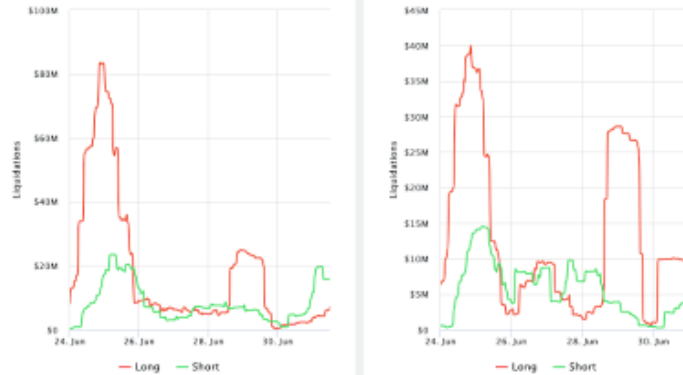
Futures Open Interest (BTC LHS ; ETH RHS)



OI Weighted Funding Rate (BTC LHS ; ETH RHS), 1d

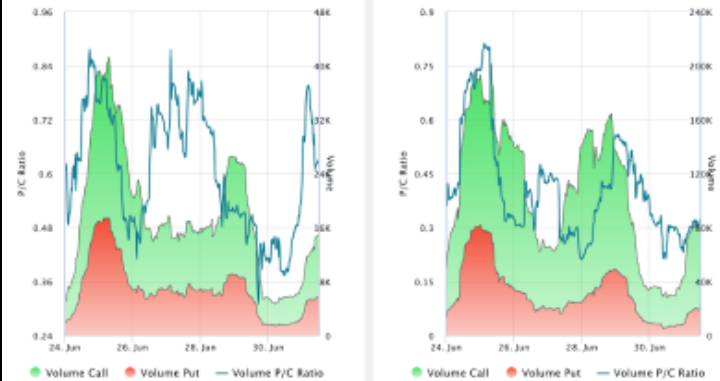


Liquidations (BTC LHS ; ETH RHS), 1d

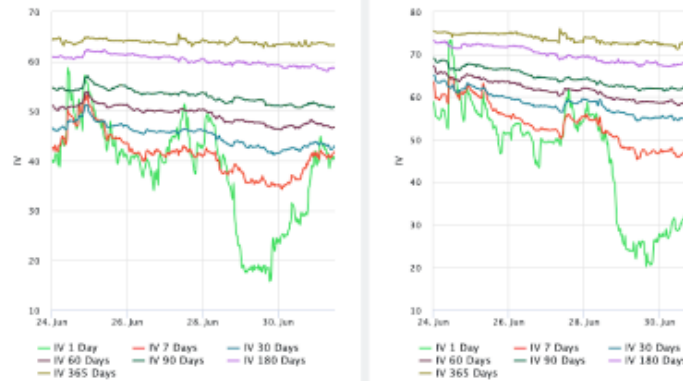


Crypto Options

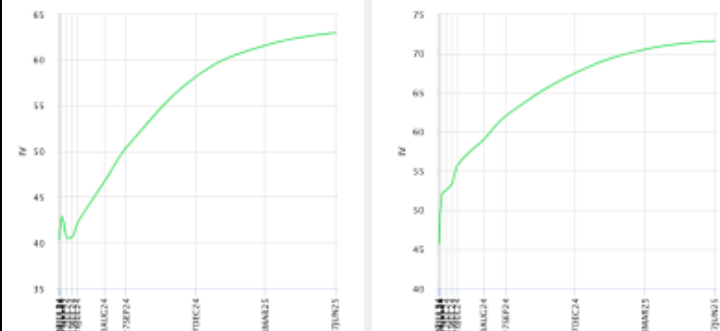
Options Volume & Put/Call Ratio (BTC LHS ; ETH RHS), 1d



ATM Implied Volatility (BTC LHS ; ETH RHS)



ATM Implied Vol Term Structure (BTC LHS ; ETH RHS)



25 Delta Skew (BTC LHS ; ETH RHS)





July 1, 2024

About GSR

GSR has over a decade of extensive experience in the crypto market, serving as a trusted liquidity provider and active, multi-stage investor. Our suite of services includes OTC Trading, Derivatives, and Market Making. GSR is actively involved in every major sector of the digital asset ecosystem, working with token issuers, institutional investors, miners, and leading trading venues.

For more information or if we can help with anything, please see gsr.io or contact us at gsr@gsr.io.

Follow GSR for more content: [Twitter](#) [Telegram](#) [LinkedIn](#)

Authors

Brian Rudick, Senior Strategist [Twitter](#) [Telegram](#)

Required Disclosures

This material is provided by GSR (the "Firm") solely for informational purposes, is intended only for sophisticated, institutional investors and does not constitute an offer or commitment, a solicitation of an offer or commitment, or any advice or recommendation, to enter into or conclude any transaction (whether on the terms shown or otherwise), or to provide investment services in any state or country where such an offer or solicitation or provision would be illegal. The Firm is not and does not act as an advisor or fiduciary in providing this material. GSR is not authorised or regulated in the UK by the Financial Conduct Authority. The protections provided by the UK regulatory system will not be available to you. Specifically, information provided herein is intended for institutional persons only and is not suitable for retail persons in the United Kingdom, and no solicitation or recommendation is being made to you in regards to any products or services.

This material is not a research report, and not subject to any of the independence and disclosure standards applicable to research reports prepared pursuant to FINRA or CFTC research rules. This material is not independent of the Firm's proprietary interests, which may conflict with the interests of any counterparty of the Firm. The Firm trades instruments discussed in this material for its own account, may trade contrary to the views expressed in this material, and may have positions in other related instruments.

Information contained herein is based on sources considered to be reliable, but is not guaranteed to be accurate or complete. Any opinions or estimates expressed herein reflect a judgment made by the author(s) as of the date of publication, and are subject to change without notice. Trading and investing in digital assets involves significant risks including price volatility and illiquidity and may not be suitable for all investors. The Firm is not liable whatsoever for any direct or consequential loss arising from the use of this material. Copyright of this material belongs to GSR. Neither this material nor any copy thereof may be taken, reproduced or redistributed, directly or indirectly, without prior written permission of GSR

Notes & Sources

All options data is based on Deribit and derivatives graphics are from Laevitas. Market returns are based on price returns for the following ETFs: VOO, QQQ, EWU, EWG, EWJ, and EWH. Onchain volumes are not considered and thus certain token volumes may be understated (e.g., stETH).

CoinGecko	Santiment	DefiLlama	CoinMarketCap	Laevitas
L2Beat	Google Finance	TradingView	Deribit	WorldCoinIndex
Cryptorank	Investing.com	NFT Price Floor	CryptoSlate	