





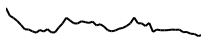






Crypto Leaderboard

Rank	Name	Ticker	Price	24h	7d	30d	24h Vol \$m	MC \$m	1-Year Chart
1	Bitcoin	BTC	\$59,151	3%	4%	-12%	26,819	1,166,457	
2	Ethereum	ETH	\$3,187	3%	4%	-9%	15,121	382,151	
3	Tether	USDT	\$1.00	0%	0%	0%	41,646	113,370	
4	BNB	BNB	\$538	2%	4%	-11%	748	83,041	
5	Solana	SOL	\$145	3%	14%	-3%	2,221	67,259	
6	USD Coin	USDC	\$1.00	0%	0%	0%	6,936	34,396	
7	Lido stETH	STETH	\$3,184	3%	-100%	-100%	77	30,873	
8	XRP Ledger	XRP	\$0.45	4%	4%	-6%	1,069	25,213	
9	Toncoin	TON	\$7.22	-1%	1%	4%	247	18,141	
10	Dogecoin	DOGE	\$0.11	3%	6%	-19%	528	16,085	

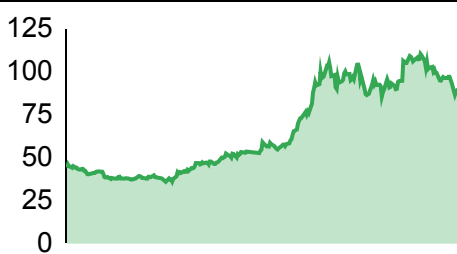
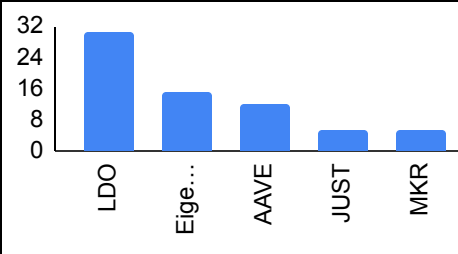
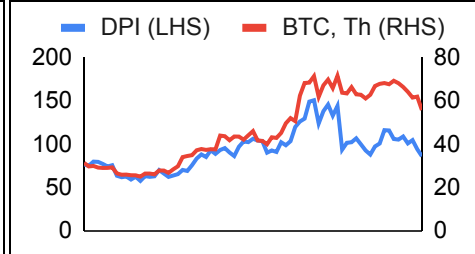
Top & Bottom Performers - Top 100 Tokens

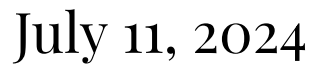
24h		7 Days		30 Days		90 Days		365 Days	
STX	14%	NOT	45%	ENS	39%	ENS	77%	BONK	7944%
OM	12%	OM	43%	OM	22%	BRETT	63%	OM	4092%
ONDO	9%	TIA	38%	TRX	15%	PEPE	63%	AKT	566%
NEAR	8%	BONK	32%	EGLD	10%	BONK	57%	SOL	560%
FLR	-1%	EZETH	-100%	FLR	-29%	BSV	-51%	QNT	-30%
AVAX	-2%	WEETH	-100%	WIF	-33%	PYTH	-52%	ATOM	-32%
LEO	-2%	WBTC	-100%	GALA	-35%	TAO	-53%	ARB	-35%
TAO	-3%	STETH	-100%	STETH	-100%	STETH	-100%	STETH	-100%

Category Performance



Category	7d	30d	90d	180d	365d	Ecosystem	7d	30d	90d	180d	365d
Other DeFi	15%	-7%	-20%	-11%	45%	Tron	2%	1%	-12%	16%	65%
CEXs	0%	-12%	-16%	-3%	26%	Ethereum	6%	-12%	-24%	-26%	7%
DEX	10%	-13%	-31%	-23%	80%	Avalanche	8%	-14%	-22%	-6%	41%
Smart Contract	9%	-16%	-32%	-15%	63%	Cosmos	6%	-21%	-38%	-12%	127%
Currency	5%	-16%	-29%	-9%	10%	BSC	9%	-22%	-32%	-6%	61%
Lending	8%	-17%	16%	28%	87%	Polygon	7%	-23%	-32%	-12%	30%
IoT/Data/Comp.	8%	-20%	-33%	-8%	66%	Solana	0%	-24%	-33%	-18%	140%
Scaling	7%	-25%	-45%	-43%	12%	Polkadot	5%	-24%	-39%	-16%	21%
Privacy	-6%	-25%	-31%	-26%	-29%						
Meme	10%	-25%	-26%	99%	144%						
Gaming/Entertai	-1%	-31%	-46%	-36%	-24%						

DeFi

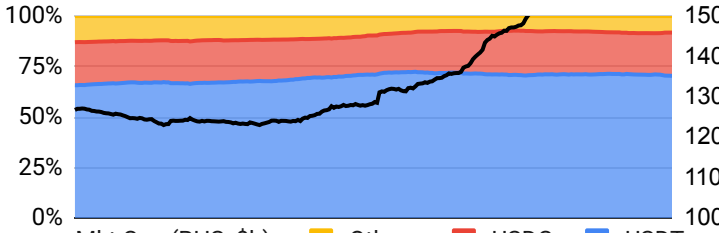
Total Value Locked, LTM, \$b	Top TVL By Protocol, \$b	DefiPulse Index, LTM
		



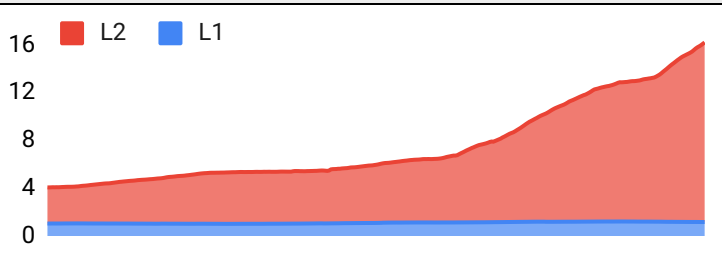
Intra-Crypto Correlations, LTM						
	BTC	ETH	BNB	SOL	XRP	DOGE
BTC						
ETH	0.79					
BNB	0.57	0.56				
SOL	0.65	0.59	0.44			
XRP	0.45	0.48	0.33	0.45		

Rolling 3M Correlations, LTM	
vs. US Equities	
vs. BTC	

Stablecoins

Stablecoin Market Size and Volume, \$m					Stablecoin Dominance (LHS) & Market Cap \$b (RHS), LTM	
Ticker	Price	1d Vol	20d Avg Vol	Market Cap		
USDT	1.00	46,940	50,842	112,254		Mkt Cap (RHS; \$b)
USDC	1.00	5,358	5,251	34,126		
DAI	1.00	136	502	5,348		
USDe	1.00	67	66	3,446		
USDD	1.00	5	5	735		
FRAX	1.00	11	18	648		

Ethereum Mainnet & Layer 2s

Mainnet & Layer 2 Transactions (m/day) and L2 TVL (\$m)					Transactions (m/day), Rolling 90-Day Average, LTM						
Network	1d	30d Avg	TVL	Tech Type							
Xai	9.1	8.1		Optimistic Rollup							
Base	3.3	3.2									
Arbitrum One	2.0	2.2									
Proof of Play	2.6	2.1									
Taiko	1.3	1.2									
Ethereum	1.2	1.2	-	mainnet	Layer 2 Token Performance & Market Cap (\$b)						
Blast	0.5	0.8	Optimistic Rollup								
Linea	1.3	0.6	ZK Rollup								
ZKsync Era	0.3	0.5	ZK Rollup								
Mantle	0.3	0.5	Optimum								
						MATIC	IMX	STX	MNT	ARB	
24h Return					+3.44%	+0.20%	+13.29	+5.29%	+3.81%		
Market Cap					5.1	2.6	2.5	2.3	929.3		

NFTs and DAOs

NFT Collection Stats (\$; Volume, MC in \$m)						DAO Treasury Amount (\$m) and Composition					
Collection	Floor	% Listed	3M Ret.	3M Vol	Market Cap	DAO	Treasury	Stables	BTC/ETH	Own Tokens	Other
CryptoPunks	86,473	12%	-31%	76,157	865	Uniswap	3,200	0%	0%	100%	0%
Bored Ape Yacht C	31,563	3%	-15%	149,650	316	Mantle	2,820	2%	24%	72%	2%
Pudgy Penguins	33,989	3%	-3%	120,315	302	Arbitrum	2,321	0%	2%	98%	0%
Autoglyphs	398,932	1%	-44%	0	204	ENS	1,933	0%	0%	93%	7%
Milady Maker	15,303	5%	0%	75,248	153	Optimism	1,299	0%	0%	100%	0%
Azuki	13,023	2%	0%	72,306	130	Ethereum	970	0%	100%	0%	0%
Mad Lads	11,361	4%	-44%	23,030	113	Golem	613	0%	93%	7%	0%
Mutant Ape Yacht	5,792	3%	-5%	102,782	113	Gnosis	517	6%	26%	47%	20%
Chromie Squiggle	10,532	2%	-23%	3,350	105	Lido	317	0%	43%	56%	1%
NodeMonkes	10,467	15%	-59%	49,475	105	Merit Circle	314	7%	2%	88%	2%

Crypto News

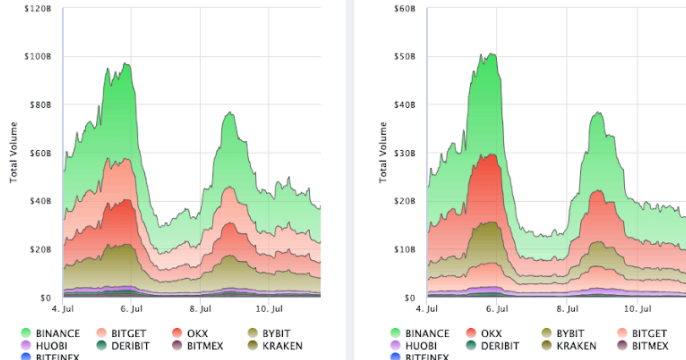
- [Donald Trump To Speak at Bitcoin 2024 Conference in Nashville - Bitcoin Magazine](#)
- [German Government Offloads 9,736 BTC in 20 Hours; Reserves Could Deplete by Tomorrow - Bitcoin.com News](#)
- [EIA Bitcoin Mining Data Collection Webinar: A Summary of the Discussions - Bitcoin Magazine](#)
- [Block and Core Scientific Partner to Help Decentralize Bitcoin Mining with New ASIC Chips - Bitcoin Magazine](#)
- [New security council debuts with Coinbase, Anchorage as founding members - Blockworks](#)
- [First Mover Americas: Bitcoin Holds \\$58K Ahead of U.S Inflation Report - CoinDesk](#)
- [Staked Ether Close to All-Time High as ETF Approval Nears - CoinDesk](#)
- [Protocol Village: SKALE's 'Pacifica V3' Upgrade to Double Transaction Throughput - CoinDesk](#)



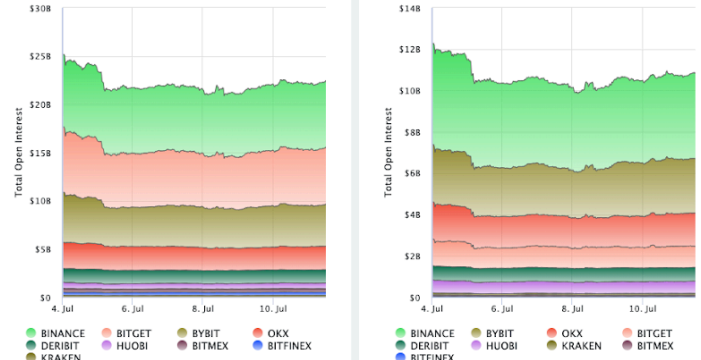
July 11, 2024

Crypto Futures

Futures Volume (BTC LHS ; ETH RHS), 1d



Futures Open Interest (BTC LHS ; ETH RHS)



OI Weighted Funding Rate (BTC LHS ; ETH RHS), 1d

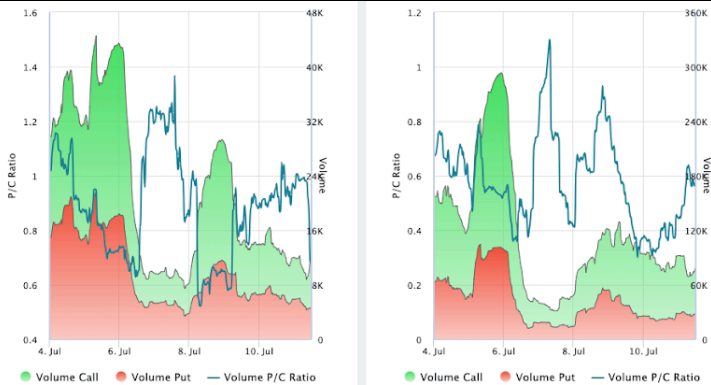


Liquidations (BTC LHS ; ETH RHS), 1d

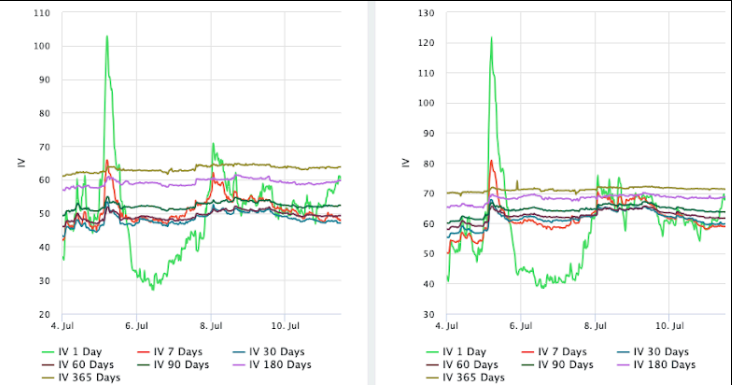


Crypto Options

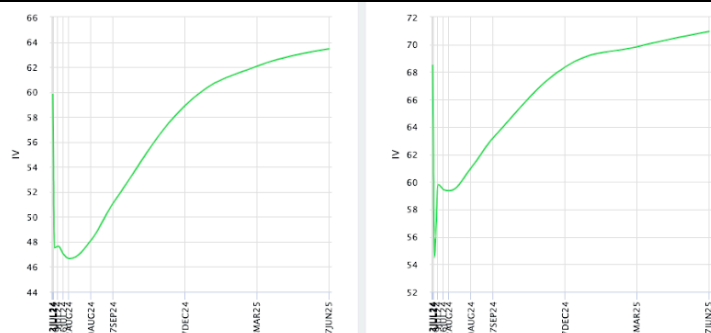
Options Volume & Put/Call Ratio (BTC LHS ; ETH RHS), 1d



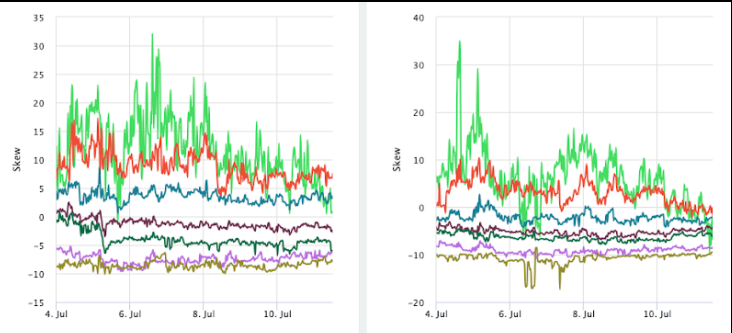
ATM Implied Volatility (BTC LHS ; ETH RHS)



ATM Implied Vol Term Structure (BTC LHS ; ETH RHS)



25 Delta Skew (BTC LHS ; ETH RHS)





July 11, 2024

About GSR

GSR has over a decade of extensive experience in the crypto market, serving as a trusted liquidity provider and active, multi-stage investor. Our suite of services includes OTC Trading, Derivatives, and Market Making. GSR is actively involved in every major sector of the digital asset ecosystem, working with token issuers, institutional investors, miners, and leading trading venues.

For more information or if we can help with anything, please see gsr.io or contact us at gsr@gsr.io.

Follow GSR for more content: [Twitter](#) [Telegram](#) [LinkedIn](#)

Authors

Brian Rudick, Senior Strategist [Twitter](#) [Telegram](#)

Required Disclosures

This material is provided by GSR (the "Firm") solely for informational purposes, is intended only for sophisticated, institutional investors and does not constitute an offer or commitment, a solicitation of an offer or commitment, or any advice or recommendation, to enter into or conclude any transaction (whether on the terms shown or otherwise), or to provide investment services in any state or country where such an offer or solicitation or provision would be illegal. The Firm is not and does not act as an advisor or fiduciary in providing this material. GSR is not authorised or regulated in the UK by the Financial Conduct Authority. The protections provided by the UK regulatory system will not be available to you. Specifically, information provided herein is intended for institutional persons only and is not suitable for retail persons in the United Kingdom, and no solicitation or recommendation is being made to you in regards to any products or services.

This material is not a research report, and not subject to any of the independence and disclosure standards applicable to research reports prepared pursuant to FINRA or CFTC research rules. This material is not independent of the Firm's proprietary interests, which may conflict with the interests of any counterparty of the Firm. The Firm trades instruments discussed in this material for its own account, may trade contrary to the views expressed in this material, and may have positions in other related instruments.

Information contained herein is based on sources considered to be reliable, but is not guaranteed to be accurate or complete. Any opinions or estimates expressed herein reflect a judgment made by the author(s) as of the date of publication, and are subject to change without notice. Trading and investing in digital assets involves significant risks including price volatility and illiquidity and may not be suitable for all investors. The Firm is not liable whatsoever for any direct or consequential loss arising from the use of this material. Copyright of this material belongs to GSR. Neither this material nor any copy thereof may be taken, reproduced or redistributed, directly or indirectly, without prior written permission of GSR

Notes & Sources

All options data is based on Deribit and derivatives graphics are from Laevidas. Market returns are based on price returns for the following ETFs: VOO, QQQ, EWU, EWG, EWJ, and EWH. Onchain volumes are not considered and thus certain token volumes may be understated (e.g., stETH).

CoinGecko	Santiment	DefiLlama	CoinMarketCap	Laevidas
L2Beat	Google Finance	TradingView	Deribit	WorldCoinIndex
Cryptorank	Investing.com	NFT Price Floor	CryptoSlate	

