




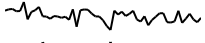






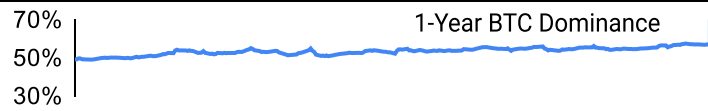
Crypto Leaderboard

Rank	Name	Ticker	Price	24h	7d	30d	24h Vol \$m	MC \$m	1-Year Chart
1	Bitcoin	BTC	\$63,848	0%	7%	-6%	24,994	1,259,688	
2	Ethereum	ETH	\$2,728	-1%	3%	-16%	10,581	327,959	
3	Tether	USDT	\$1.00	0%	0%	0%	36,841	117,876	
4	BNB	BNB	\$561	-3%	0%	-4%	883	81,818	
5	Solana	SOL	\$158	-1%	9%	-14%	2,936	73,465	
6	USD Coin	USDC	\$1.00	0%	0%	0%	4,977	34,583	
7	XRP Ledger	XRP	\$0.59	-2%	-1%	-1%	1,040	33,121	
8	Lido stETH	STETH	\$2,725	-1%	4%	-16%	33	26,695	
9	Dogecoin	DOGE	\$0.11	-2%	6%	-19%	581	15,634	
10	TRON	TRX	\$0.17	0%	16%	21%	1,043	14,362	

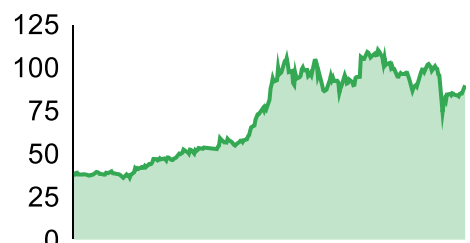
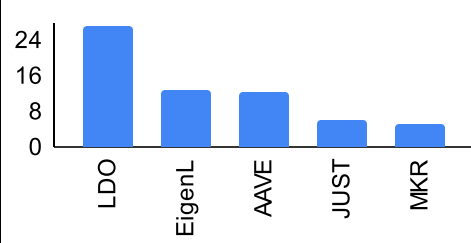
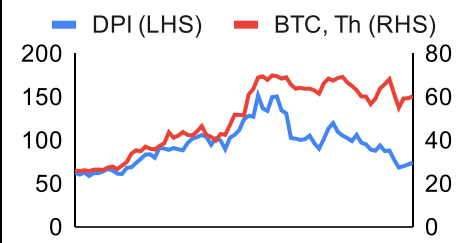
Top & Bottom Performers - Top 100 Tokens

24h		7 Days		30 Days		90 Days		365 Days	
AKT	11%	FET	47%	AAVE	31%	HNT	63%	BONK	7900%
FET	7%	SEI	31%	HNT	22%	TRX	49%	OM	4866%
HNT	7%	IMX	27%	SUI	22%	OM	39%	PEPE	880%
FTN	3%	WIF	27%	TRX	21%	AAVE	24%	SOL	658%
GT	-5%	LEO	-3%	BONK	-29%	BONK	-51%	LDO	-22%
TON	-5%	HNT	-10%	BRETT	-29%	TIA	-51%	ATOM	-30%
BRETT	-5%	NOT	-17%	JASMY	-33%	WIF	-52%	QNT	-35%
SATS	-6%	TON	-19%	NOT	-36%	GALA	-54%	ARB	-38%

Category Performance

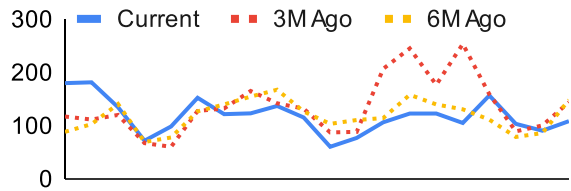
Category	7d	30d	90d	180d	365d	Ecosystem	7d	30d	90d	180d	365d
Privacy	5%	-1%	-15%	-17%	12%	Tron	71%	76%	70%	62%	222%
CEXs	5%	-2%	-11%	-2%	52%	Ethereum	12%	-7%	-31%	-41%	18%
Currency	4%	-5%	-18%	-14%	43%	Avalanche	10%	-9%	-30%	-33%	56%
Smart Contract	11%	-7%	-30%	-26%	92%	Cosmos	13%	-10%	-37%	-33%	109%
Lending	11%	-7%	-21%	-10%	101%	Polkadot	12%	-11%	-42%	-36%	38%
DEX	8%	-9%	-34%	-34%	85%	BSC	8%	-12%	-36%	-30%	69%
IoT/Data/Comp.	12%	-11%	-29%	-41%	116%	Polygon	11%	-13%	-38%	-37%	44%
Scaling	8%	-11%	-46%	-56%	32%	Solana	11%	-13%	-37%	-28%	131%
Other DeFi	10%	-13%	-24%	-33%	48%	 <p>1-Year BTC Dominance</p>					
Gaming/Entertai	14%	-13%	-43%	-50%	31%						
Meme	10%	-17%	-43%	27%	184%						

DeFi

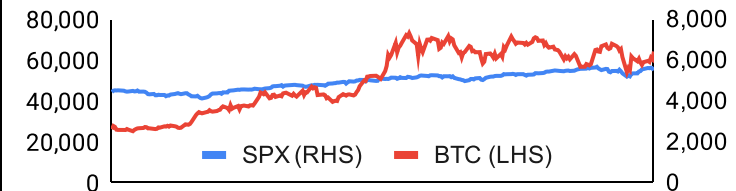
Total Value Locked, LTM, \$b	Top TVL By Protocol, \$b	DefiPulse Index, LTM
		

Trading Volume

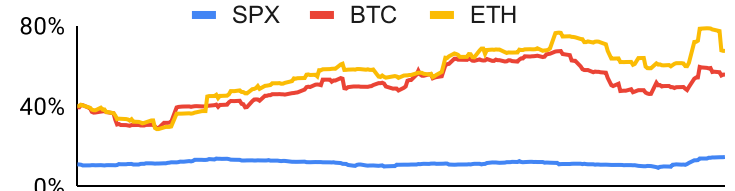
Aggregate Volumes by Product, \$b					Top Derivatives Exchanges, \$m and bps					Top Spot Exchanges, \$m		
Product	1d	7d	30d	O/I	Exchange	1d Vol	O/I	Mkr	Tkr	Exchange	Score	1d Vol
Spot	27	206.49	1110	n/a	Binance	38,149	16,426	2.0	4.0	Binance	9.9	11,550
Perpetuals	107	853	4,450	541	Bybit	15,972	10,982	2.0	5.5	Coinbase	8.2	1,522
Futures	1	4	22	1	OKX	15,907	5,443	2.0	5.0	OKX	7.8	1,483
Options	2	11	60	n/a	Bitget	13,128	8,645	2.0	6.0	Bybit	7.6	4,593

Daily Spot Volume, Top 100 Tokens Last 20d, \$b					Top Volume, 1d, \$m		Top Volume, %20d Avg		Low Volume, %20d Avg	
<div><div></div><div></div><div></div></div> 					USDT	47,897	AKT	299%	WEETH	23%
					BTC	26,025	PYUSD	222%	EZETH	31%
					ETH	11,379	EETH	212%	CRO	47%
					USDC	5,149	FET	206%	OM	49%
					FDUSD	3,552	SEI	167%	WSTETH	51%

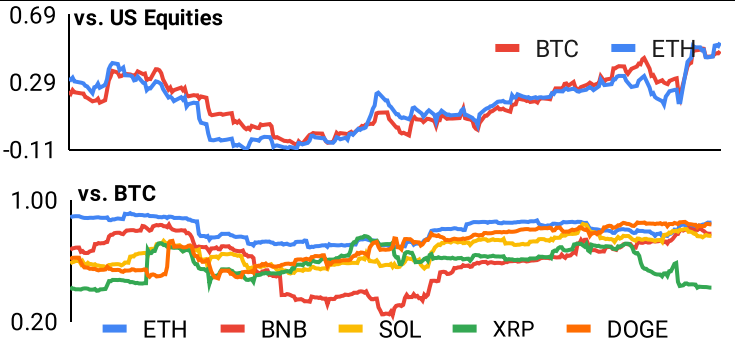
Traditional Finance

Global Equity Markets							SPX vs. BTC, LTM					
	US	USGrwth	UK	Germany	Japan	HK						
1D	1%	1%	2%	2%	2%	1%						
7D	1%	1%	2%	3%	4%	2%						
90D	7%	5%	5%	3%	6%	-5%						
365D	31%	34%	25%	22%	23%	-5%						
10-Year Treasury Yields							Commodities & FX					
	US	Brazil	UK	Germany	Japan	HK		WTI	Gas	Gold	USD/EUR	USD/JPY
Last	3.81%	11.60%	3.91%	2.24%	0.89%	2.83%	Last	77.2	2.14	2,555	0.90	144.4
1d Chg	0.00	-0.04	-0.03	-0.01	0.01	-0.06	1d % Chg	3.2%	-2.1%	0.3%	0.2%	0.0%

Volatility

Annualized Volatility							Rolling 3M Annualized Volatility, LTM				
	BTC	ETH	BNB	SOL	XRP	DOGE					
30D	70%	85%	65%	91%	91%	80%					
90D	52%	62%	60%	84%	73%	76%					
180D	57%	69%	67%	90%	74%	107%					
365D	52%	60%	57%	93%	61%	87%					

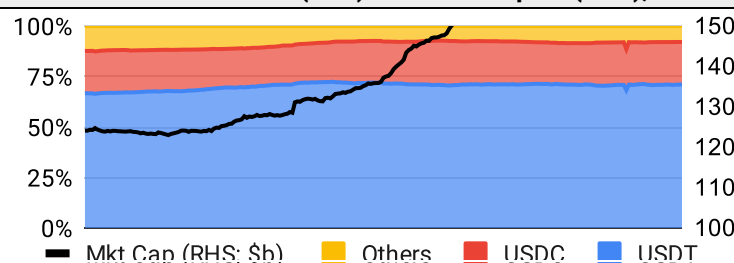
Correlations

Intra-Crypto Correlations, LTM							Rolling 3M Correlations, LTM				
	BTC	ETH	BNB	SOL	XRP	DOGE					
BTC											
ETH	0.80										
BNB	0.60	0.58									
SOL	0.67	0.60	0.47								
XRP	0.56	0.52	0.39	0.47							
DOGE	0.75	0.67	0.49	0.56	0.55						

Stablecoins

Stablecoin Market Size and Volume, \$m				
Ticker	Price	1d Vol	20d Avg Vol	Market Cap
USDT	1.00	47,897	50,449	117,904
USDC	1.00	5,149	5,559	34,592
DAI	1.00	82	101	5,365
USDe	1.00	51	53	2,937
PYUSD	1.00	83	37	1,021
USDD	1.00	3	6	748

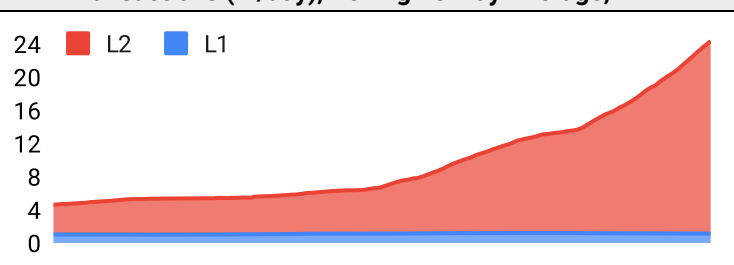
Stablecoin Dominance (LHS) & Market Cap \$b (RHS), LTM



Ethereum Mainnet & Layer 2s

Mainnet & Layer 2 Transactions (m/day) and L2 TVL (\$m)				
Network	1d	30d Avg	TVL	Tech Type
Xai	9.9	9.9		
Base	4.3	3.8		Optimistic Rollup
Proof of Play	1.7	1.9		
Arbitrum One	1.4	1.8		Optimistic Rollup
Taiko	2.1	1.7		Optimistic Rollup
Immutable X	1.5	1.6		Validium
PlayBlock	1.2	1.2		
Ethereum	1.0	1.1	-	mainnet
Blast	1.0	1.0		Optimistic Rollup
Manta Pacific	1.4	1.0		Optimium

Transactions (m/day), Rolling 90-Day Average, LTM



Layer 2 Token Performance & Market Cap (\$b)

	MATIC	IMX	STX	MNT	ARB
24h Return	-2%	-1%	0%	-1%	-2%
Market Cap	5.1	2.9	2.7	2.1	754.2

NFTs and DAOs

NFT Collection Stats (\$; Volume, MC in \$m)					
Collection	Floor	% Listed	3M Ret.	3M Vol	Market Cap
CryptoPunks	79,023	12%	-13%	53,645	790
Bored Ape Yacht C	37,788	3%	0%	83,058	378
Pudgy Penguins	29,567	3%	0%	77,169	263
Autoglyphs	286,192	1%	-36%	0	147
Azuki	12,947	2%	0%	35,327	130
Chromie Squiggle	11,734	2%	0%	1,815	117
Mutant Ape Yacht	5,969	3%	0%	43,180	116
Milady Maker	10,357	5%	-18%	60,010	104
NodeMonkes	9,541	15%	-25%	29,947	95
Fidenza by Tyler H	84,495	3%	0%	1,677	84

DAO Treasury Amount (\$m) and Composition

DAO	Treasury	Stables	BTC/ETH	Own Tokens	Other
Uniswap	2,567	0%	0%	100%	0%
Mantle	2,527	1%	24%	73%	1%
Arbitrum	1,908	0%	2%	98%	0%
ENS	1,500	0%	0%	92%	8%
Optimism	1,172	0%	0%	100%	0%
Ethereum	744	0%	100%	0%	0%
Golem	381	0%	89%	11%	0%
Gnosis	380	6%	28%	43%	23%
Merit Circle	324	7%	1%	91%	1%
Maker	310	18%	0%	82%	0%

Crypto News

[Powell confirms September rate cut, stocks and cryptos rally - Blockworks](#)

[TON Down 14% as Telegram CEO Pavel Durov Arrested in France - CoinDesk](#)

[Semler Scientific Buys Additional \\$5 Million Worth of Bitcoin - Bitcoin Magazine](#)

[Tron's Sun Pump Debut Sparks New Highs in Meme Coin Market - Bitcoin.com News](#)

[Institutional Bitcoin Miner Investors Mostly Care About AI Data Center Potential—Not BTC, Says Bernstein - Decrypt](#)

[Cryptocurrency ETP Weekly Inflows Rise to \\$608.3 Million - Bloomberg Law](#)

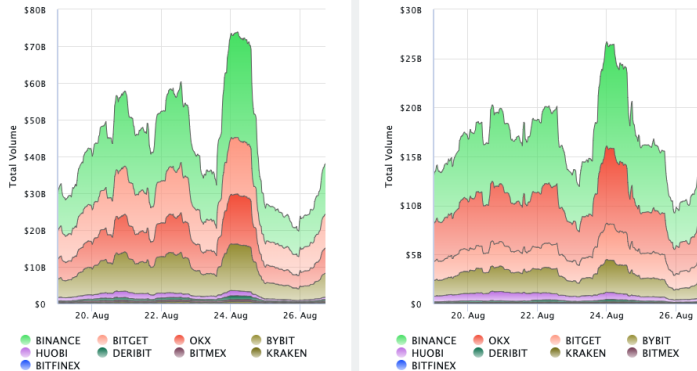
[Unpacking crypto's Telegram situation - Blockworks](#)

[Donald Trump touts new family DeFi project - Blockworks](#)

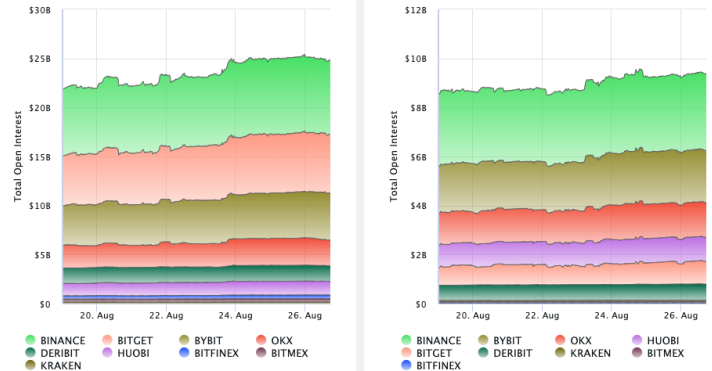
[The Fed's Rate Cut Cushion Is Good News for Crypto - CoinDesk](#)

Crypto Futures

Futures Volume (BTC LHS ; ETH RHS), 1d



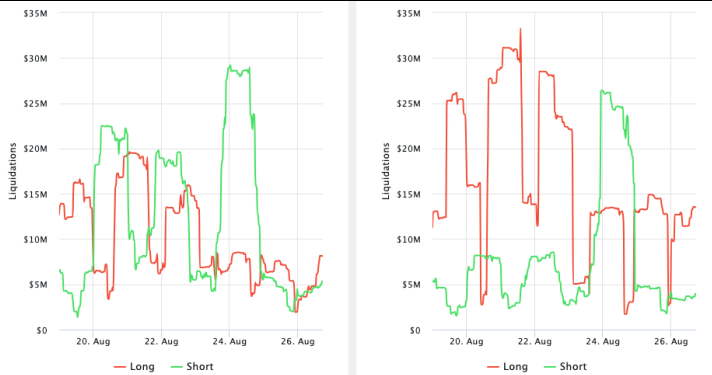
Futures Open Interest (BTC LHS ; ETH RHS)



OI Weighted Funding Rate (BTC LHS ; ETH RHS), 1d

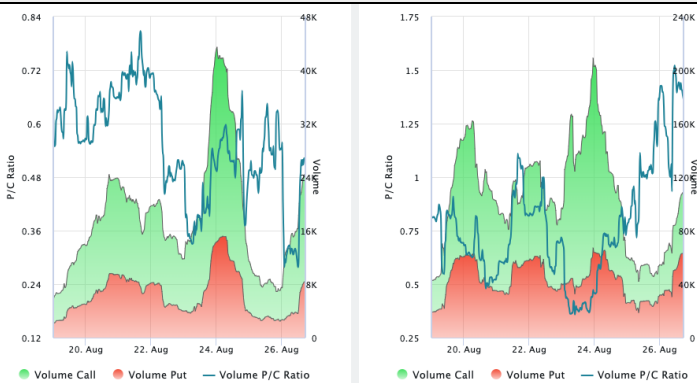


Liquidations (BTC LHS ; ETH RHS), 1d

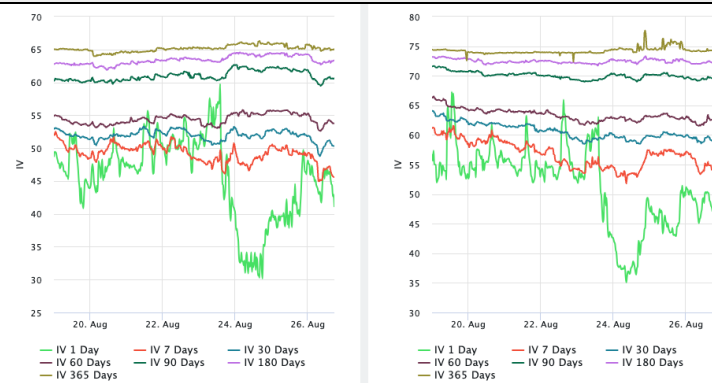


Crypto Options

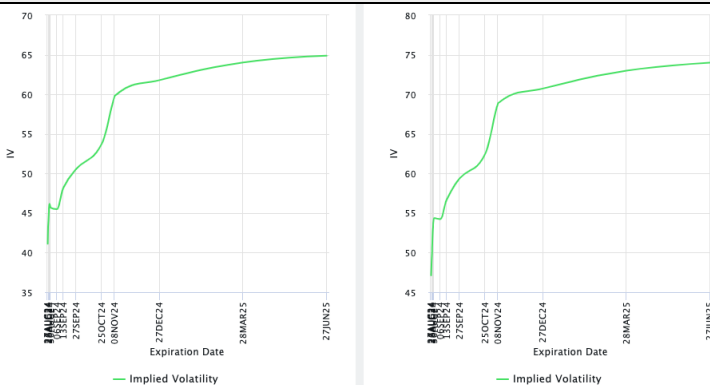
Options Volume & Put/Call Ratio (BTC LHS ; ETH RHS), 1d



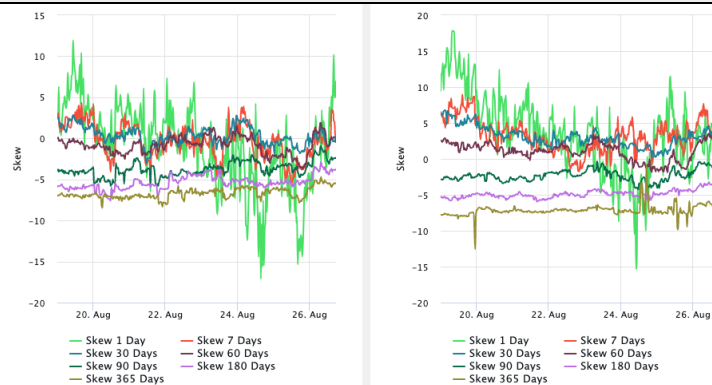
ATM Implied Volatility (BTC LHS ; ETH RHS)



ATM Implied Vol Term Structure (BTC LHS ; ETH RHS)



25 Delta Skew (BTC LHS ; ETH RHS)





August 26, 2024

About GSR

GSR has over a decade of extensive experience in the crypto market, serving as a trusted liquidity provider and active, multi-stage investor. Our suite of services includes OTC Trading, Derivatives, and Market Making. GSR is actively involved in every major sector of the digital asset ecosystem, working with token issuers, institutional investors, miners, and leading trading venues.

For more information or if we can help with anything, please see gsr.io or contact us at gsr@gsr.io.

Follow GSR for more content: [Twitter](#) [Telegram](#) [LinkedIn](#)

Authors

Brian Rudick, Senior Strategist	Twitter	Telegram
Toe Bautista, Research Analyst	Twitter	Telegram

Required Disclosures

This material is provided by GSR (the "Firm") solely for informational purposes, is intended only for sophisticated, institutional investors and does not constitute an offer or commitment, a solicitation of an offer or commitment, or any advice or recommendation, to enter into or conclude any transaction (whether on the terms shown or otherwise), or to provide investment services in any state or country where such an offer or solicitation or provision would be illegal. The Firm is not and does not act as an advisor or fiduciary in providing this material. GSR is not authorised or regulated in the UK by the Financial Conduct Authority. The protections provided by the UK regulatory system will not be available to you. Specifically, information provided herein is intended for institutional persons only and is not suitable for retail persons in the United Kingdom, and no solicitation or recommendation is being made to you in regards to any products or services.

This material is not a research report, and not subject to any of the independence and disclosure standards applicable to research reports prepared pursuant to FINRA or CFTC research rules. This material is not independent of the Firm's proprietary interests, which may conflict with the interests of any counterparty of the Firm. The Firm trades instruments discussed in this material for its own account, may trade contrary to the views expressed in this material, and may have positions in other related instruments.

Information contained herein is based on sources considered to be reliable, but is not guaranteed to be accurate or complete. Any opinions or estimates expressed herein reflect a judgment made by the author(s) as of the date of publication, and are subject to change without notice. Trading and investing in digital assets involves significant risks including price volatility and illiquidity and may not be suitable for all investors. The Firm is not liable whatsoever for any direct or consequential loss arising from the use of this material. Copyright of this material belongs to GSR. Neither this material nor any copy thereof may be taken, reproduced or redistributed, directly or indirectly, without prior written permission of GSR

Notes & Sources

All options data is based on Deribit and derivatives graphics are from LaeVitas. Market returns are based on price returns for the following ETFs: VOO, QQQ, EWU, EWG, EWJ, and EWH. Onchain volumes are not considered and thus certain token volumes may be understated (e.g., stETH).

CoinGecko	Santiment	DefiLlama	CoinMarketCap	LaeVitas
L2Beat	Google Finance	TradingView	Deribit	WorldCoinIndex
Cryptorank	Investing.com	NFT Price Floor	CryptoSlate	