











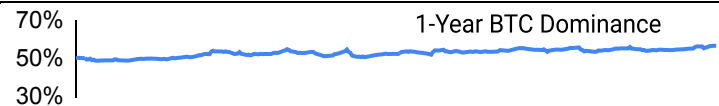
Crypto Leaderboard

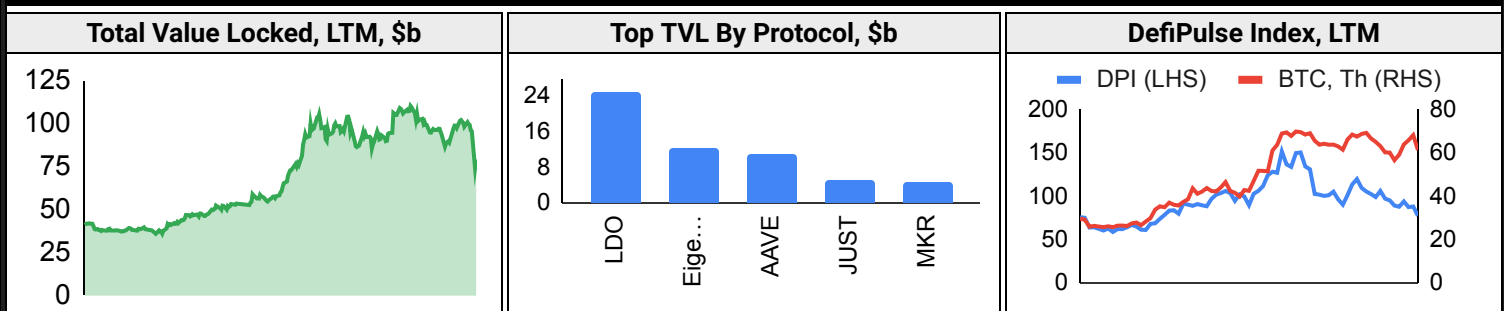
Rank	Name	Ticker	Price	24h	7d	30d	24h Vol \$m	MC \$m	1-Year Chart
1	Bitcoin	BTC	\$55,836	2%	-16%	0%	61,086	1,102,041	
2	Ethereum	ETH	\$2,500	3%	-24%	-15%	32,455	300,810	
3	Tether	USDT	\$1.00	0%	0%	0%	86,660	113,869	
4	BNB	BNB	\$482	4%	-18%	-2%	1,863	70,383	
5	Solana	SOL	\$144	10%	-20%	9%	8,026	67,199	
6	USD Coin	USDC	\$1.00	0%	0%	0%	16,151	33,791	
7	XRP Ledger	XRP	\$0.51	4%	-19%	21%	2,140	28,313	
8	Lido stETH	STETH	\$2,499	3%	-26%	-17%	155	24,538	
9	Toncoin	TON	\$5.61	4%	-16%	-20%	537	14,091	
10	Dogecoin	DOGE	\$0.10	2%	-23%	-7%	1,531	14,038	

Top & Bottom Performers - Top 100 Tokens

24h		7 Days		30 Days		90 Days		365 Days	
EETH	68%	USDT	0%	HNT	53%	BRETT	173%	BONK	6195%
TAO	20%	LEO	0%	AAVE	32%	OM	42%	OM	4559%
NOT	20%	FRAX	0%	XRP	21%	KAS	39%	PEPE	596%
BRETT	18%	PYUSD	0%	JUP	20%	AAVE	20%	SOL	525%
XMR	-2%	JASMY	-31%	UNI	-25%	OP	-50%	MATIC	-39%
FTN	-2%	PEPE	-31%	FET	-25%	FTM	-52%	QNT	-40%
MKR	-3%	RUNE	-32%	DOT	-25%	SEI	-54%	ATOM	-43%
TIA	-7%	WIF	-38%	LDO	-27%	FET	-61%	ARB	-55%

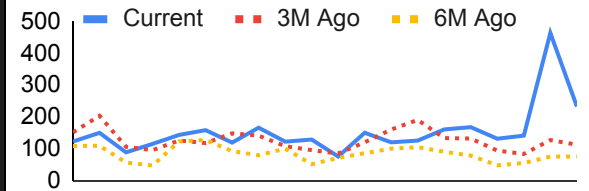
Category Performance

Category	7d	30d	90d	180d	365d	Ecosystem	7d	30d	90d	180d	365d
Privacy	-15%	3%	-24%	-12%	-20%	Tron	-12%	-9%	-20%	-1%	43%
Currency	-20%	3%	-26%	-11%	5%	Cosmos	-21%	-11%	-44%	-22%	76%
IoT/Data/Comp.	-20%	-3%	-36%	-22%	48%	Polygon	-21%	-12%	-40%	-28%	3%
Smart Contract	-20%	-3%	-36%	-24%	42%	Ethereum	-21%	-12%	-31%	-36%	-15%
Other DeFi	-16%	-4%	-28%	-25%	12%	Avalanche	-21%	-12%	-32%	-25%	11%
CEXs	-13%	-5%	-26%	-4%	23%	Solana	-22%	-12%	-38%	-23%	89%
Lending	-20%	-7%	-26%	2%	43%	BSC	-19%	-13%	-38%	-20%	32%
Meme	-22%	-10%	-34%	71%	100%	Polkadot	-21%	-14%	-47%	-29%	-1%
DEX	-21%	-12%	-37%	-33%	39%						
Gaming/Entertai	-24%	-14%	-47%	-40%	5%						
Scaling	-24%	-16%	-52%	-50%	-10%						

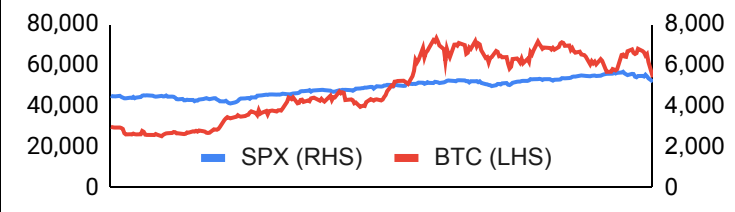
DeFi


Trading Volume

Aggregate Volumes by Product, \$b					Top Derivatives Exchanges, \$m and bps					Top Spot Exchanges, \$m		
Product	1d	7d	30d	O/I	Exchange	1d Vol	O/I	Mkr	Tkr	Exchange	Score	1d Vol
Spot	61	213.63	836.13	n/a	Binance	80,610	13,714	2.0	4.0	Binance	9.9	25,840
Perpetuals	216	885	3,320	789	Bybit	32,181	8,349	2.0	5.5	Coinbase	8.2	4,280
Futures	1	5	15	1	OKX	35,402	4,728	2.0	5.0	OKX	7.8	3,909
Options	3	18	55	n/a	Bitget	27,573	6,766	2.0	6.0	Bybit	7.6	7,431

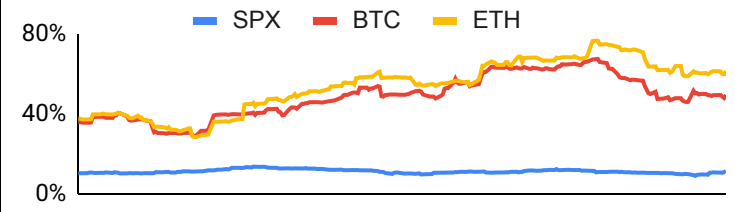
Daily Spot Volume, Top 100 Tokens Last 20d, \$b				Top Volume, 1d, \$m		Top Volume, %20d Avg		Low Volume, %20d Avg	
				USDT	95,241	WEETH	416%	LEO	11%
				BTC	57,756	RSETH	313%	GT	23%
				ETH	30,647	PYUSD	246%	BSV	83%
				USDC	12,017	KAS	223%	EZETH	88%
				FDUSD	9,974	ONDO	208%	NEO	90%

Traditional Finance

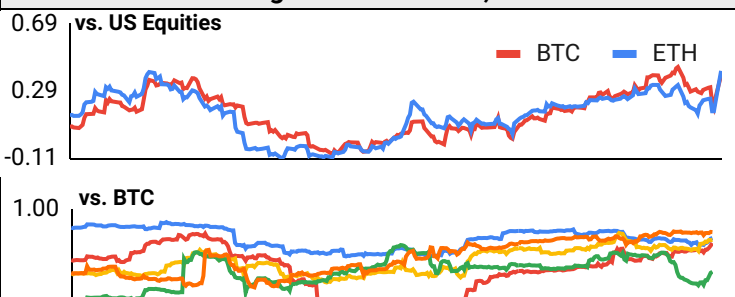
Global Equity Markets							SPX vs. BTC, LTM	
	US	USGrwth	UK	Germany	Japan	HK		
1D	-3%	-3%	-3%	-2%	-2%	1%		
7D	-5%	-6%	-4%	-5%	-8%	-1%		
90D	0%	-1%	-1%	-4%	-7%	-8%		
365D	18%	18%	11%	7%	5%	-16%		

10-Year Treasury Yields							Commodities & FX					
	US	Brazil	UK	Germany	Japan	HK		WTI	Gas	Gold	USD/EUR	USD/JPY
Last	3.86%	11.70%	3.94%	2.19%	0.86%	2.90%	Last	73.1	2.03	2,424	0.91	144.6
1d Chg	0.08	-0.08	0.07	0.00	-0.04	-0.06	1d % Chg	0.2%	4.3%	-0.9%	0.2%	0.3%

Volatility

Annualized Volatility							Rolling 3M Annualized Volatility, LTM		
	BTC	ETH	BNB	SOL	XRP	DOGE			
30D	55%	69%	58%	92%	85%	78%			
90D	49%	66%	56%	86%	61%	78%			
180D	56%	66%	66%	89%	68%	109%			
365D	50%	57%	56%	93%	60%	86%			

Correlations

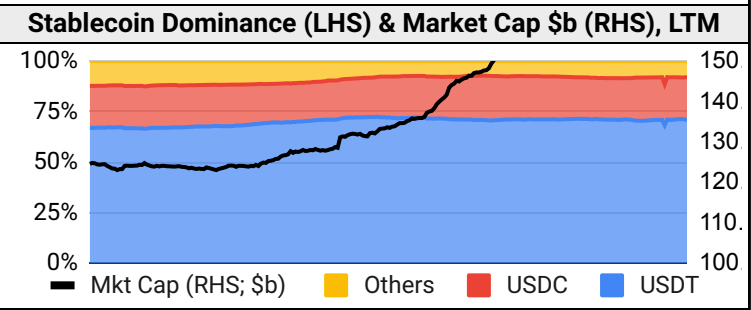
Intra-Crypto Correlations, LTM							Rolling 3M Correlations, LTM	
	BTC	ETH	BNB	SOL	XRP	DOGE		
BTC								
ETH	0.80							
BNB	0.60	0.58						
SOL	0.67	0.60	0.47					
XRP	0.61	0.59	0.43	0.49				



August 6, 2024

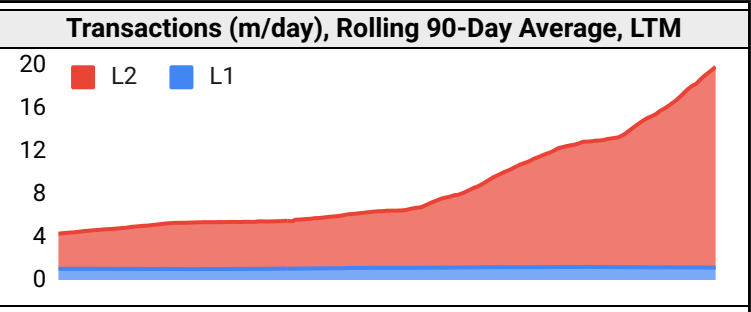
Stablecoins

Stablecoin Market Size and Volume, \$m				
Ticker	Price	1d Vol	20d Avg Vol	Market Cap
USDT	1.00	95,241	64,486	114,560
USDC	1.00	12,017	7,358	33,991
DAI	1.00	267	161	5,348
USDe	1.00	142	112	3,170
USDD	1.00	8	7	740
PYUSD	1.00	38	15	656



Ethereum Mainnet & Layer 2s

Mainnet & Layer 2 Transactions (m/day) and L2 TVL (\$m)				
Network	1d	30d Avg	TVL	Tech Type
Xai	9.3	9.6		
Base	3.5	3.6		Optimistic Rollup
Proof of Play	1.9	2.2		
Arbitrum One	2.6	2.0		Optimistic Rollup
Taiko	1.1	1.3		Optimistic Rollup
Ethereum	1.1	1.1	-	mainnet
Linea	0.5	1.0		ZK Rollup
Blast	0.7	0.7		Optimistic Rollup
Immutable X	0.8	0.6		Validium
OP Mainnet	0.8	0.5		Optimistic Rollup



Layer 2 Token Performance & Market Cap (\$b)					
	MATIC	IMX	MNT	STX	ARB
24h Return	+7.22%	+9.19%	+1.89%	+5.50%	+6.22%
Market Cap	4.0	2.3	2.0	1.9	650.5

NFTs and DAOs

NFT Collection Stats (\$; Volume, MC in \$m)					
Collection	Floor	% Listed	3M Ret.	3M Vol	Market Cap
Bored Ape Yacht Club	23,336	3%	-35%	93,430	233
Pudgy Penguins	20,877	3%	-32%	86,969	186
Autoglyphs	292,079	1%	-32%	0	150
Milady Maker	9,921	5%	-13%	68,013	99
Azuki	9,905	2%	-24%	51,848	99
Chromie Squiggle	8,445	2%	-37%	2,092	84
Fidenza by Tyler Hobbes	78,734	3%	-32%	1,464	79
Mad Lads	7,631	4%	-28%	21,993	76
Mutant Ape Yacht Club	3,647	3%	-47%	60,229	71
Mad Lads	5,980	4%	-41%	21,744	60

DAO Treasury Amount (\$m) and Composition					
DAO	Treasury	Stables	BTC/ETH	Own Tokens	Other
Mantle	2,414	2%	23%	73%	1%
Uniswap	2,348	0%	0%	100%	0%
Arbitrum	1,679	0%	2%	98%	0%
ENS	1,257	0%	0%	91%	9%
Optimism	1,007	0%	0%	100%	0%
Ethereum	783	0%	100%	0%	0%
Golem	366	0%	90%	10%	0%
Gnosis	341	7%	28%	41%	24%
Maker	290	19%	0%	81%	0%
Fei Protocol	279	0%	0%	100%	0%

Crypto News

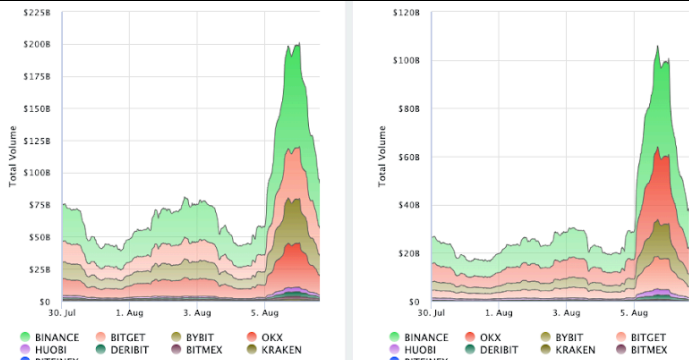
- [Bitcoin Bounces to \\$53K After Brutal Sell-Off Reminiscent of Covid Crash - CoinDesk](#)
- [Bitcoin briefly drops below \\$50,000 for the first time since February - CNBC](#)
- [Bitcoin dominance hits 58% amid altcoin, stock market bloodbath - Cointelegraph](#)
- [Financial markets react amid fears of U.S. economic slowdown - USA TODAY](#)
- [Bitcoin bounces back as ETH ETFs notch \\$49M in net inflows - Blockworks](#)
- [Kamala Harris Taps Minnesota Governor Tim Walz as Running Mate - CoinDesk](#)
- [Crypto Bank Anchorage Adds Custody for Solana-Based Tokens - CoinDesk](#)
- [Ronin Bridge Paused, Restarted After \\$12M Drained in Whitehat Hack - CoinDesk](#)



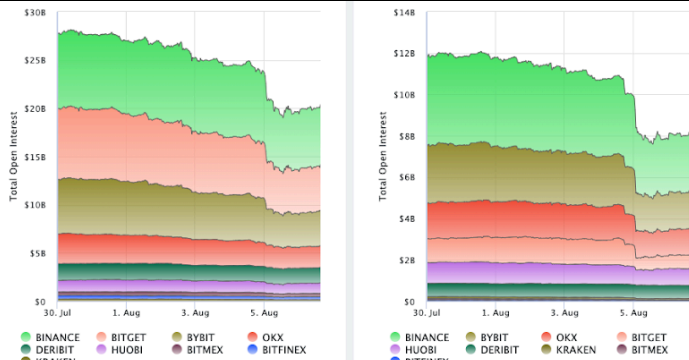
August 6, 2024

Crypto Futures

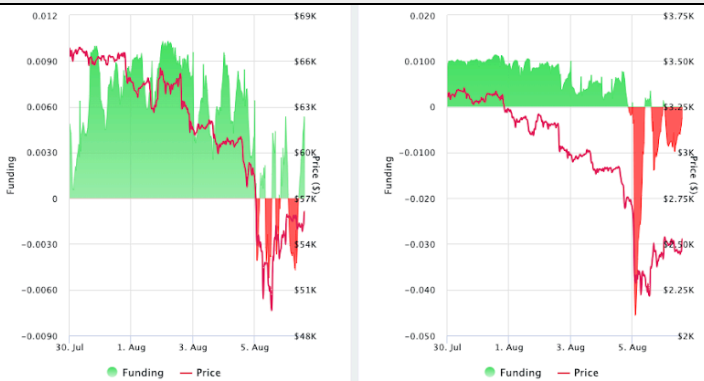
Futures Volume (BTC LHS ; ETH RHS), 1d



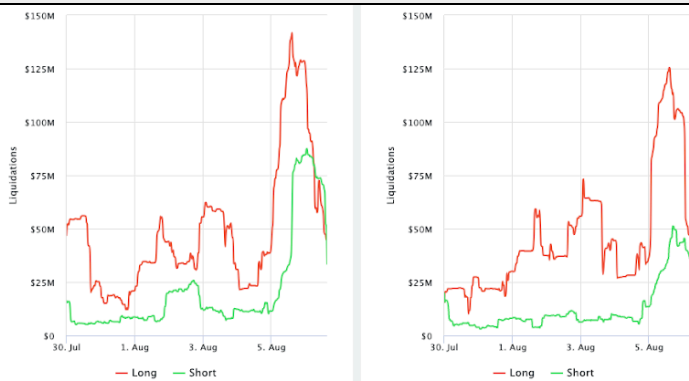
Futures Open Interest (BTC LHS ; ETH RHS)



OI Weighted Funding Rate (BTC LHS ; ETH RHS), 1d

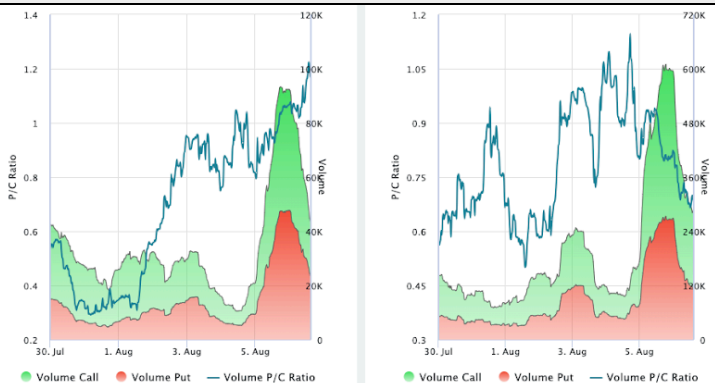


Liquidations (BTC LHS ; ETH RHS), 1d

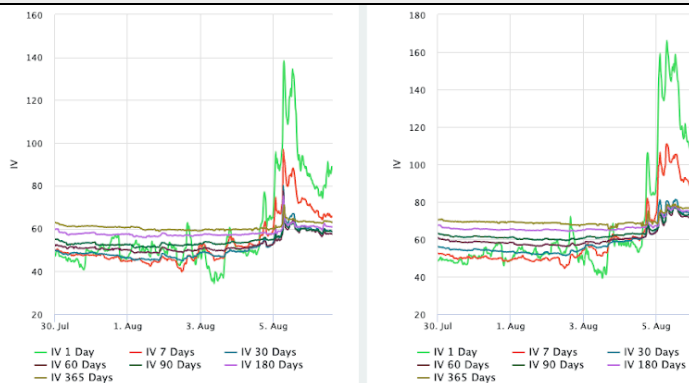


Crypto Options

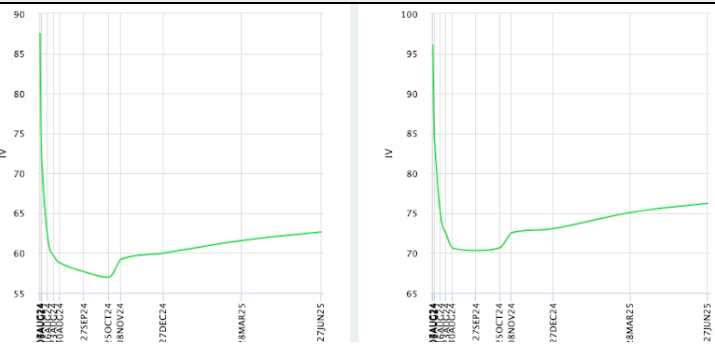
Options Volume & Put/Call Ratio (BTC LHS ; ETH RHS), 1d



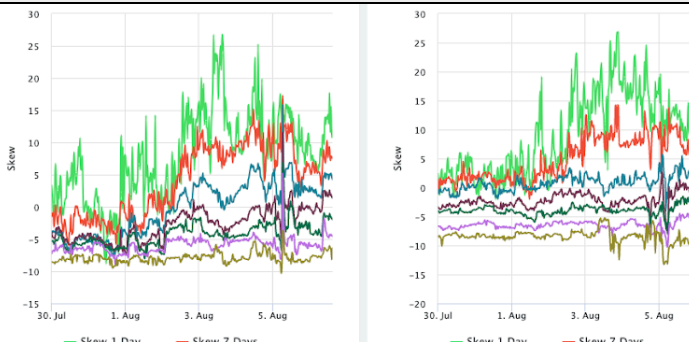
ATM Implied Volatility (BTC LHS ; ETH RHS)



ATM Implied Vol Term Structure (BTC LHS ; ETH RHS)



25 Delta Skew (BTC LHS ; ETH RHS)





August 6, 2024

About GSR

GSR has over a decade of extensive experience in the crypto market, serving as a trusted liquidity provider and active, multi-stage investor. Our suite of services includes OTC Trading, Derivatives, and Market Making. GSR is actively involved in every major sector of the digital asset ecosystem, working with token issuers, institutional investors, miners, and leading trading venues.

For more information or if we can help with anything, please see gsr.io or contact us at gsr@gsr.io.

Follow GSR for more content: [Twitter](#) [Telegram](#) [LinkedIn](#)

Authors

Brian Rudick, Senior Strategist [Twitter](#) [Telegram](#)

Required Disclosures

This material is provided by GSR (the "Firm") solely for informational purposes, is intended only for sophisticated, institutional investors and does not constitute an offer or commitment, a solicitation of an offer or commitment, or any advice or recommendation, to enter into or conclude any transaction (whether on the terms shown or otherwise), or to provide investment services in any state or country where such an offer or solicitation or provision would be illegal. The Firm is not and does not act as an advisor or fiduciary in providing this material. GSR is not authorised or regulated in the UK by the Financial Conduct Authority. The protections provided by the UK regulatory system will not be available to you. Specifically, information provided herein is intended for institutional persons only and is not suitable for retail persons in the United Kingdom, and no solicitation or recommendation is being made to you in regards to any products or services.

This material is not a research report, and not subject to any of the independence and disclosure standards applicable to research reports prepared pursuant to FINRA or CFTC research rules. This material is not independent of the Firm's proprietary interests, which may conflict with the interests of any counterparty of the Firm. The Firm trades instruments discussed in this material for its own account, may trade contrary to the views expressed in this material, and may have positions in other related instruments.

Information contained herein is based on sources considered to be reliable, but is not guaranteed to be accurate or complete. Any opinions or estimates expressed herein reflect a judgment made by the author(s) as of the date of publication, and are subject to change without notice. Trading and investing in digital assets involves significant risks including price volatility and illiquidity and may not be suitable for all investors. The Firm is not liable whatsoever for any direct or consequential loss arising from the use of this material. Copyright of this material belongs to GSR. Neither this material nor any copy thereof may be taken, reproduced or redistributed, directly or indirectly, without prior written permission of GSR

Notes & Sources

All options data is based on Deribit and derivatives graphics are from Laevitas. Market returns are based on price returns for the following ETFs: VOO, QQQ, EWU, EWG, EWJ, and EWH. Onchain volumes are not considered and thus certain token volumes may be understated (e.g., stETH).

CoinGecko	Santiment	DefiLlama	CoinMarketCap	Laevitas
L2Beat	Google Finance	TradingView	Deribit	WorldCoinIndex
Cryptorank	Investing.com	NFT Price Floor	CryptoSlate	