











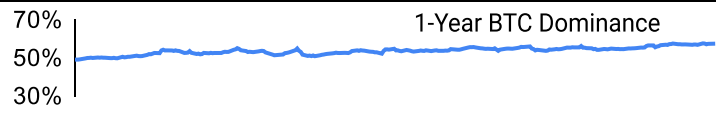
Crypto Leaderboard

Rank	Name	Ticker	Price	24h	7d	30d	24h Vol \$m	MC \$m	1-Year Chart
1	Bitcoin	BTC	\$58,636	1%	-7%	-3%	27,900	1,157,984	
2	Ethereum	ETH	\$2,515	2%	-6%	-13%	13,894	302,582	
3	Tether	USDT	\$1.00	0%	0%	0%	43,135	118,337	
4	BNB	BNB	\$521	1%	-5%	-2%	810	75,975	
5	Solana	SOL	\$133	0%	-16%	-7%	3,169	61,888	
6	USD Coin	USDC	\$1.00	0%	0%	0%	5,884	34,787	
7	XRP Ledger	XRP	\$0.56	0%	-5%	0%	969	31,311	
8	Lido stETH	STETH	\$2,514	2%	-100%	-100%	47	24,637	
9	Dogecoin	DOGE	\$0.10	0%	-7%	-10%	539	14,229	
10	TRON	TRX	\$0.16	0%	-3%	25%	461	13,564	

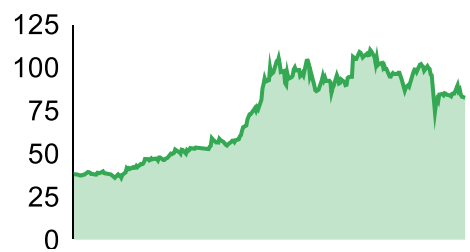
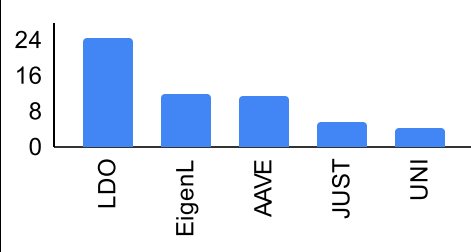
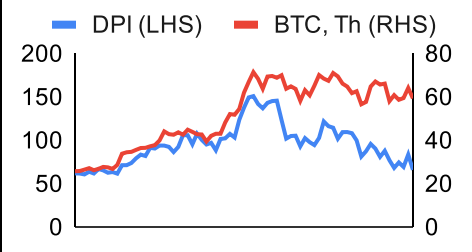
Top & Bottom Performers - Top 100 Tokens

24h		7 Days		30 Days		90 Days		365 Days	
HNT	8%	HNT	9%	HNT	69%	HNT	88%	BONK	7064%
UNI	5%	LTC	2%	SUI	27%	TRX	37%	OM	4727%
FLOW	5%	TON	1%	TRX	25%	AAVE	19%	PEPE	841%
HBAR	4%	OM	1%	FTM	17%	WBT	10%	SOL	578%
MATIC	-2%	WEETH	-100%	JASMY	-22%	TIA	-58%	ATOM	-36%
ADA	-2%	WBTC	-100%	NOT	-23%	GALA	-61%	QNT	-37%
IMX	-2%	WSTETH	-100%	MKR	-24%	NOT	-63%	ARB	-43%
FLR	-2%	STETH	-100%	STETH	-100%	STETH	-100%	STETH	-100%

Category Performance

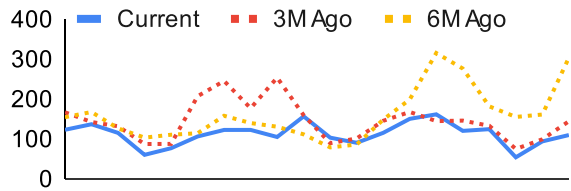
Category	7d	30d	90d	180d	365d	Ecosystem	7d	30d	90d	180d	365d
CEXs	-5%	2%	-19%	-20%	47%	Tron	1%	97%	70%	36%	234%
IoT/Data/Comp.	-9%	2%	-34%	-52%	100%	Polkadot	-5%	-2%	-47%	-51%	27%
Privacy	-9%	1%	-27%	-36%	1%	BSC	-5%	-5%	-45%	-43%	54%
Currency	-6%	-1%	-24%	-30%	32%	Avalanche	-9%	-5%	-38%	-46%	42%
Lending	-8%	-3%	-29%	-29%	80%	Polygon	-7%	-6%	-45%	-52%	30%
Smart Contract	-10%	-4%	-34%	-47%	73%	Ethereum	-10%	-7%	-38%	-53%	6%
DEX	-10%	-4%	-39%	-50%	64%	Solana	-13%	-9%	-40%	-46%	107%
Other DeFi	-10%	-5%	-34%	-46%	32%	Cosmos	-20%	-15%	-47%	-58%	42%
Gaming/Entertai	-10%	-6%	-49%	-63%	18%						
Scaling	-12%	-7%	-51%	-66%	17%						
Meme	-10%	-9%	-47%	-46%	140%						

DeFi

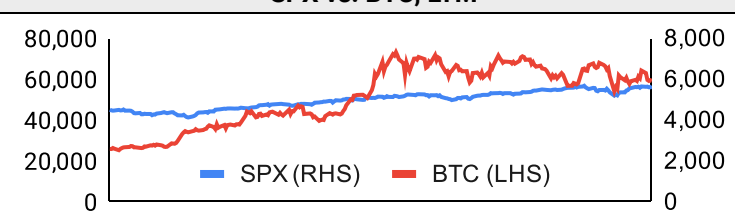
Total Value Locked, LTM, \$b	Top TVL By Protocol, \$b	DefiPulse Index, LTM
		

Trading Volume

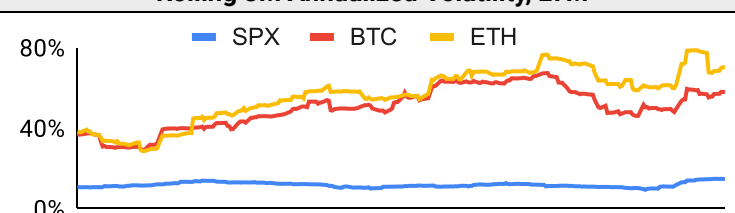
Aggregate Volumes by Product, \$b					Top Derivatives Exchanges, \$m and bps					Top Spot Exchanges, \$m		
Product	1d	7d	30d	O/I	Exchange	1d Vol	O/I	Mkr	Tkr	Exchange	Score	1d Vol
Spot	26	191.24	1020	n/a	Binance	40,511	14,576	2.0	4.0	Binance	16,283,7	0
Perpetuals	112	723	4,030	620	Bybit	16,352	9,318	2.0	5.5	Coinbase	3,806,3	0
Futures	0	2	18	1	OKX	17,929	4,942	2.0	5.0	OKX	4,599,8	0
Options	1	10	51	n/a	Bitget	14,333	7,483	2.0	6.0	Bybit	1,764,4	0

Daily Spot Volume, Top 100 Tokens Last 20d, \$b					Top Volume, 1d, \$m		Top Volume, %20d Avg		Low Volume, %20d Avg	
<div><div></div><div></div><div></div></div> 					USDT	47,714	UNI	125%	STETH	0%
					BTC	28,001	FLOW	124%	FLR	50%
					ETH	14,264	IMX	119%	BRETT	57%
					USDC	4,973	HNT	119%	KAS	66%
					FDUSD	3,505	KLAY	111%	WIF	74%

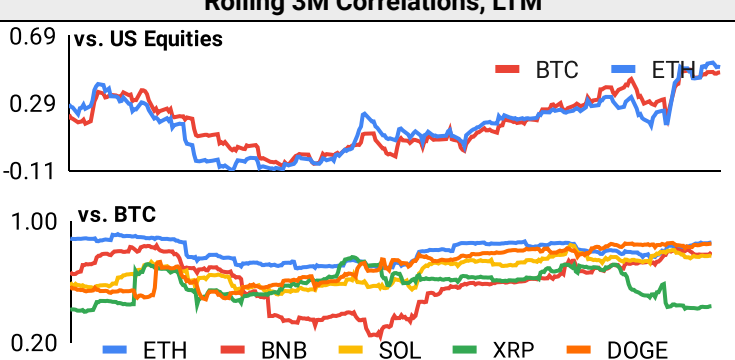
Traditional Finance

Global Equity Markets							SPX vs. BTC, LTM					
	US	USGrwth	UK	Germany	Japan	HK						
1D	1%	1%	0%	0%	1%	0%						
7D	0%	-1%	0%	1%	0%	2%						
90D	7%	6%	5%	4%	5%	-1%						
365D	27%	27%	22%	20%	19%	-7%						
10-Year Treasury Yields							Commodities & FX					
	US	Brazil	UK	Germany	Japan	HK		WTI	Gas	Gold	USD/EUR	USD/JPY
Last	3.93%	12.19%	4.09%	2.34%	0.92%	2.93%	Last	73.6	2.19	2,533	0.90	146.9
1d Chg	0.02	0.00	0.08	0.05	0.01	-0.06	1d % Chg	0.1%	2.8%	0.2%	-0.2%	0.5%

Volatility

Annualized Volatility							Rolling 3M Annualized Volatility, LTM					
	BTC	ETH	BNB	SOL	XRP	DOGE						
30D	69%	88%	64%	87%	88%	82%						
90D	53%	65%	58%	85%	74%	78%						
180D	56%	69%	65%	90%	72%	97%						
365D	51%	60%	57%	93%	61%	88%						

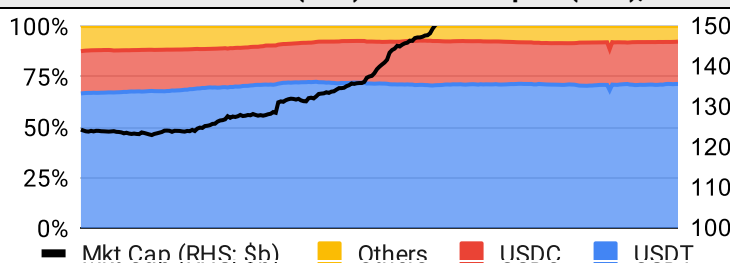
Correlations

Intra-Crypto Correlations, LTM							Rolling 3M Correlations, LTM					
	BTC	ETH	BNB	SOL	XRP	DOGE						
BTC												
ETH	0.80											
BNB	0.60	0.58										
SOL	0.67	0.60	0.47									
XRP	0.55	0.52	0.39	0.47								
DOGE	0.75	0.67	0.49	0.56	0.55							

Stablecoins

Stablecoin Market Size and Volume, \$m				
Ticker	Price	1d Vol	20d Avg Vol	Market Cap
USDT	1.00	47,714	48,829	118,228
USDC	1.00	4,973	5,233	34,770
DAI	1.00	101	92	5,365
USDe	1.00	67	50	2,716
PYUSD	1.00	23	38	917
USDD	1.00	3	4	754

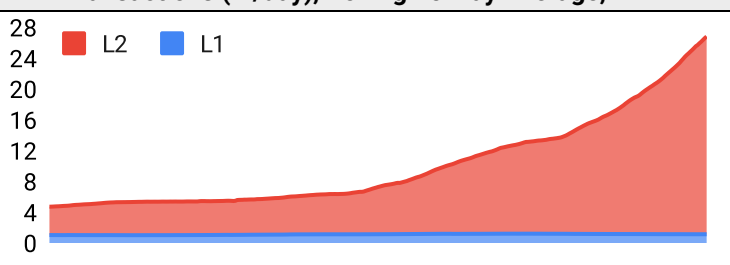
Stablecoin Dominance (LHS) & Market Cap \$b (RHS), LTM



Ethereum Mainnet & Layer 2s

Mainnet & Layer 2 Transactions (m/day) and L2 TVL (\$m)				
Network	1d	30d Avg	TVL	Tech Type
Sorare				Validium
tanX				Validium
ApeX				Validium
Zora				Optimistic Rollup
Aevo				Optimium
Starknet				ZK Rollup
Mode Network				Optimistic Rollup
Manta Pacific				Optimium
ZKsync Era				ZK Rollup
Cyber				Optimium

Transactions (m/day), Rolling 90-Day Average, LTM



Layer 2 Token Performance & Market Cap (\$b)

	MATIC	IMX	STX	MNT	ARB
24h Return	-2%	-2%	0%	+1.57%	+2.25%
Market Cap	4.0	2.5	2.2	2.0	653.2

NFTs and DAOs

NFT Collection Stats (\$; Volume, MC in \$m)					
Collection	Floor	% Listed	3M Ret.	3M Vol	Market Cap
CryptoPunks	67,681	12%	-10%	52,993	677
Bored Ape Yacht C	31,141	3%	-1%	77,081	311
Pudgy Penguins	26,821	3%	0%	75,154	238
Autoglyphs	263,693	1%	-25%	253	135
Azuki	12,255	2%	0%	29,874	123
Chromie Squiggle	10,617	2%	0%	1,394	106
Mutant Ape Yacht	5,123	3%	-6%	38,168	100
Milady Maker	8,991	5%	-21%	55,894	90
Fidenza by Tyler H	77,852	3%	-22%	1,544	78
Mad Lads	7,622	4%	-1%	19,800	76

DAO Treasury Amount (\$m) and Composition					
DAO	Treasury	Stables	BTC/ETH	Own Tokens	Other
Uniswap	2,427	0%	0%	100%	0%
Mantle	2,390	2%	24%	73%	2%
Arbitrum	1,658	0%	2%	98%	0%
ENS	1,243	0%	0%	91%	9%
Optimism	1,072	0%	0%	100%	0%
Ethereum	690	0%	100%	0%	0%
Golem	351	0%	89%	11%	0%
Gnosis	342	6%	29%	40%	24%
Maker	278	19%	0%	80%	0%
Merit Circle	276	8%	1%	90%	1%

Crypto News

[First Mover Americas: Bitcoin Sits Around \\$58.5K at Start of Historically Bearish September - CoinDesk](#)
[Mt. Gox and US gov't could introduce \\$15B Bitcoin selling pressure - Cointelegraph](#)
[Bitcoin price volatility expected at Fed September FOMC meeting — Here's how to prepare - Cointelegraph](#)
[BlackRock's Bitcoin ETF Saw Outflow For the First Time Since May - Bitcoin Magazine](#)
[Web3 Watch: Kakao and LINE unite to launch the L1 mainnet Kaia - Blockworks](#)
[Ex-SEC counsel: More crypto remarks likely coming from Trump, Harris - Blockworks](#)
[Sanctum is primed to add Binance, Bitget, Bybit as partners - Blockworks](#)
[Circle and Paypal's stablecoins keep notching gains - Blockworks](#)
[Donald Trumps Harris on Polymarket Once Again - CoinDesk](#)





September 2, 2024

About GSR

GSR has over a decade of extensive experience in the crypto market, serving as a trusted liquidity provider and active, multi-stage investor. Our suite of services includes OTC Trading, Derivatives, and Market Making. GSR is actively involved in every major sector of the digital asset ecosystem, working with token issuers, institutional investors, miners, and leading trading venues.

For more information or if we can help with anything, please see gsr.io or contact us at gsr@gsr.io.

Follow GSR for more content: [Twitter](#) [Telegram](#) [LinkedIn](#)

Authors

Brian Rudick, Senior Strategist	Twitter	Telegram
Carlos Guzman, Research Analyst	Twitter	Telegram
Toe Bautista, Research Analyst	Twitter	Telegram

Required Disclosures

This material is provided by GSR (the "Firm") solely for informational purposes, is intended only for sophisticated, institutional investors and does not constitute an offer or commitment, a solicitation of an offer or commitment, or any advice or recommendation, to enter into or conclude any transaction (whether on the terms shown or otherwise), or to provide investment services in any state or country where such an offer or solicitation or provision would be illegal. The Firm is not and does not act as an advisor or fiduciary in providing this material. GSR is not authorised or regulated in the UK by the Financial Conduct Authority. The protections provided by the UK regulatory system will not be available to you. Specifically, information provided herein is intended for institutional persons only and is not suitable for retail persons in the United Kingdom, and no solicitation or recommendation is being made to you in regards to any products or services.

This material is not a research report, and not subject to any of the independence and disclosure standards applicable to research reports prepared pursuant to FINRA or CFTC research rules. This material is not independent of the Firm's proprietary interests, which may conflict with the interests of any counterparty of the Firm. The Firm trades instruments discussed in this material for its own account, may trade contrary to the views expressed in this material, and may have positions in other related instruments.

Information contained herein is based on sources considered to be reliable, but is not guaranteed to be accurate or complete. Any opinions or estimates expressed herein reflect a judgment made by the author(s) as of the date of publication, and are subject to change without notice. Trading and investing in digital assets involves significant risks including price volatility and illiquidity and may not be suitable for all investors. The Firm is not liable whatsoever for any direct or consequential loss arising from the use of this material. Copyright of this material belongs to GSR. Neither this material nor any copy thereof may be taken, reproduced or redistributed, directly or indirectly, without prior written permission of GSR

Notes & Sources

All options data is based on Deribit and derivatives graphics are from LaeVitas. Market returns are based on price returns for the following ETFs: VOO, QQQ, EWU, EWG, EWJ, and EWH. Onchain volumes are not considered and thus certain token volumes may be understated (e.g., stETH).

CoinGecko	Santiment	DefiLlama	CoinMarketCap	LaeVitas
L2Beat	Google Finance	TradingView	Deribit	WorldCoinIndex
Cryptorank	Investing.com	NFT Price Floor	CryptoSlate	