


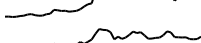









Crypto Leaderboard

Rank	Name	Ticker	Price	24h	7d	30d	24h Vol \$m	MC \$m	1-Year Chart
1	Bitcoin	BTC	\$62,896	0%	4%	3%	41,008	1,242,610	
2	Ethereum	ETH	\$2,529	4%	3%	-4%	19,681	304,454	
3	Tether	USDT	\$1.00	0%	0%	0%	58,912	119,217	
4	BNB	BNB	\$568	1%	2%	0%	1,067	82,906	
5	Solana	SOL	\$148	5%	6%	3%	4,241	69,123	
6	USD Coin	USDC	\$1.00	0%	0%	0%	7,678	35,592	
7	XRP Ledger	XRP	\$0.58	-1%	2%	-3%	1,471	32,898	
8	Lido stETH	STETH	\$2,526	4%	5%	-2%	59	24,677	
9	Dogecoin	DOGE	\$0.11	1%	-2%	-1%	747	15,355	
10	Toncoin	TON	\$5.64	-2%	-3%	-13%	345	14,303	

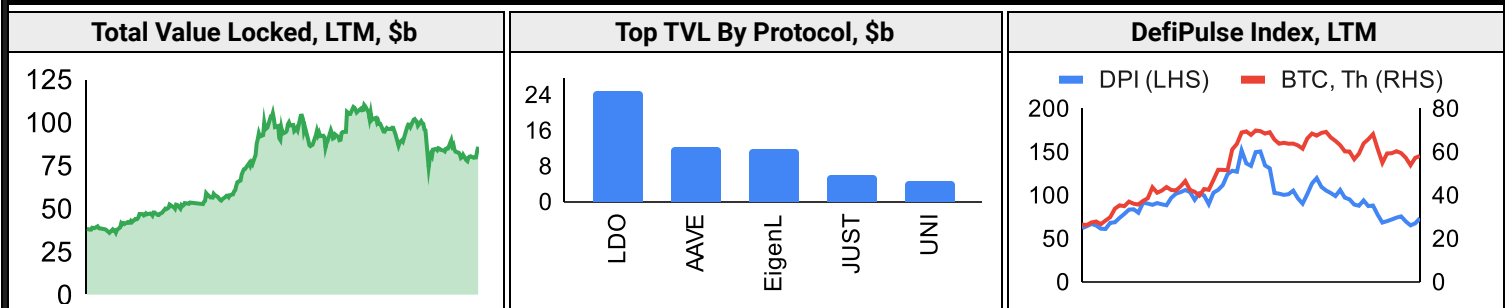
Top & Bottom Performers - Top 100 Tokens

24h		7 Days		30 Days		90 Days		365 Days	
SUI	13%	SUI	47%	POPCAT	108%	POPCAT	234%	BONK	9006%
TAO	11%	TIA	34%	CKB	105%	HNT	100%	OM	6030%
APT	11%	FTM	30%	SUI	79%	AAVE	86%	PEPE	1225%
IMX	8%	TAO	28%	FET	64%	SUI	70%	TAO	696%
CKB	-3%	BGB	-4%	POL	-24%	ONDO	-42%	MATIC	-23%
KAS	-3%	MKR	-6%	MATIC	-24%	BRETT	-43%	LDO	-26%
HNT	-4%	KCS	-8%	MKR	-24%	LDO	-49%	ARB	-31%
BEAM	-5%	HNT	-11%	NOT	-28%	NOT	-50%	ATOM	-37%

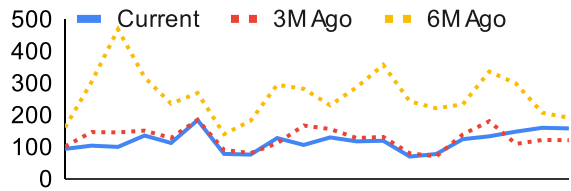
Category Performance

Category	7d	30d	90d	180d	365d	Ecosystem	7d	30d	90d	180d	365d
Meme	23%	20%	-6%	-40%	206%	Polkadot	9%	26%	-6%	-47%	45%
Gaming/Entertai	5%	7%	-17%	-58%	30%	BSC	8%	26%	-10%	-38%	71%
Smart Contract	5%	3%	-3%	-43%	98%	Tron	3%	17%	49%	24%	168%
IoT/Data/Comp.	3%	1%	-6%	-47%	100%	Polygon	8%	15%	-9%	-45%	46%
Currency	1%	1%	-1%	-28%	41%	Cosmos	9%	6%	-13%	-48%	109%
Scaling	9%	0%	-21%	-60%	31%	Avalanche	3%	1%	-11%	-42%	51%
CEXs	0%	-1%	-6%	-25%	51%	Solana	4%	0%	-15%	-52%	131%
DEX	3%	-1%	-14%	-53%	79%	Ethereum	2%	-2%	-18%	-46%	12%
Privacy	5%	-2%	1%	-30%	7%						
Other DeFi	8%	-3%	-20%	-43%	49%						
Lending	1%	-4%	-5%	-27%	78%						

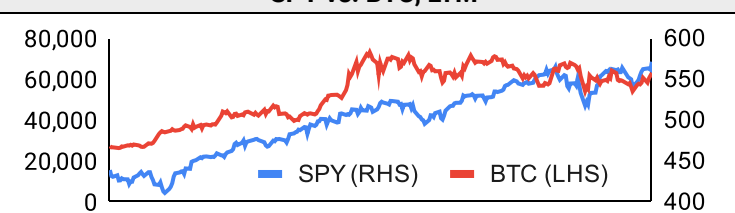
DeFi



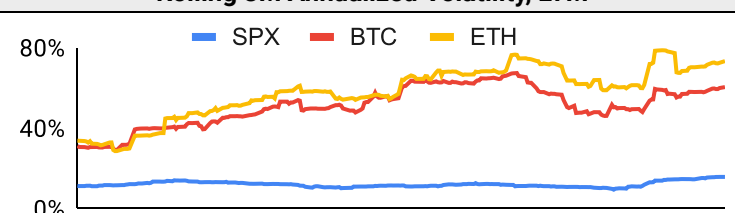
Trading Volume

Aggregate Volumes by Product, \$b					Top Derivatives Exchanges, \$m and bps					Top Spot Exchanges, \$m		
Product	1d	7d	30d	O/I	Exchange	1d Vol	O/I	Mkr	Tkr	Exchange	Mkts	1d Vol
Spot	41	206.81	889.46	n/a	Binance	56,020	16,963	2.0	4.0	Binance	1,661	17,576
Perpetuals	107	799	3,560	554	Bybit	22,219	11,171	2.0	5.5	Coinbase	403	2,146
Futures	0	8	16	1	OKX	23,976	5,735	2.0	5.0	OKX	708	2,410
Options	3	11	45	n/a	Bitget	19,409	8,883	2.0	6.0	Bybit	996	5,164
Daily Spot Volume, Top 100 Tokens Last 20d, \$b					Top Volume, 1d, \$m		Top Volume, %20d Avg		Low Volume, %20d Avg			
<div><div></div><div></div><div></div></div> 					USDT	67,893	ONDO	343%	MATIC	40%		
					BTC	39,568	APT	236%	RETH	53%		
					ETH	19,660	TAO	222%	LEO	70%		
					USDC	6,629	SUI	218%	HNT	89%		
					FDUSD	6,350	VET	216%	AAVE	94%		

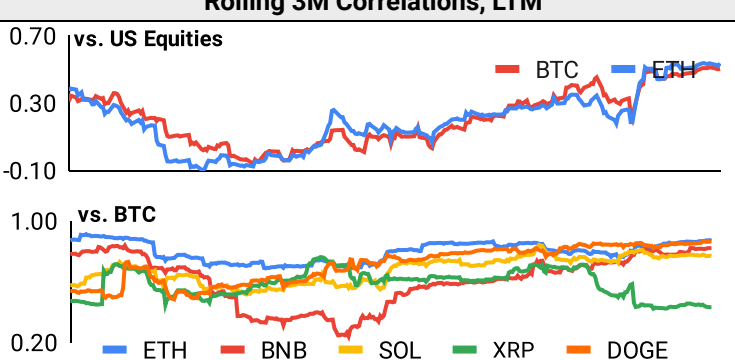
Traditional Finance

Global Equity Markets							SPY vs. BTC, LTM					
	US	USGrwth	UK	Germany	Japan	HK						
1D	2%	3%	1%	2%	3%	3%						
7D	2%	2%	3%	3%	1%	5%						
90D	5%	1%	12%	10%	8%	7%						
365D	30%	33%	15%	22%	14%	-4%						
10-Year Treasury Yields							Commodities & FX					
	US	Brazil	UK	Germany	Japan	HK		WTI	Gas	Gold	USD/EUR	USD/JPY
Last	3.75%	12.14%	3.94%	2.21%	0.85%	2.69%	Last	70.6	2.32	2,629	0.90	144.0
1d Chg	0.04	0.00	0.05	0.02	-0.02	-0.05	1d % Chg	-0.7%	-1.2%	0.6%	0.0%	1.0%

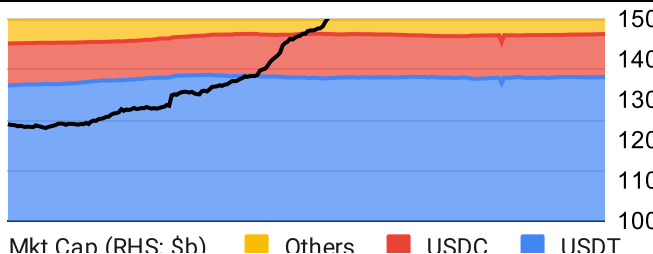
Volatility

Annualized Volatility							Rolling 3M Annualized Volatility, LTM					
	BTC	ETH	BNB	SOL	XRP	DOGE						
30D	49%	61%	42%	68%	44%	65%						
90D	56%	67%	56%	86%	75%	78%						
180D	52%	66%	53%	82%	64%	86%						
365D	52%	61%	57%	94%	62%	88%						

Correlations

Intra-Crypto Correlations, LTM							Rolling 3M Correlations, LTM					
	BTC	ETH	BNB	SOL	XRP	DOGE						
BTC												
ETH	0.80											
BNB	0.60	0.58										
SOL	0.67	0.60	0.47									
XRP	0.55	0.52	0.39	0.47								
DOGE	0.75	0.67	0.50	0.56	0.55							

Stablecoins

Stablecoin Market Size and Volume, \$m					Stablecoin Dominance (LHS) & Market Cap \$b (RHS), LTM	
Ticker	Price	1d Vol	20d Avg Vol	Market Cap		
USDT	1.00	67,893	50,091	119,101		
USDC	1.00	6,629	5,567	35,556		
DAI	1.00	85	75	5,366		
USDe	1.00	56	58	2,590		
PYUSD	1.00	33	26	732		
USDD	1.00	3	3	732		

Ethereum Mainnet & Layer 2s

Mainnet & Layer 2 Transactions (m/day) and L2 TVL (\$m)					Transactions (m/day), Rolling 90-Day Average, LTM					
Network	1d	30d Avg	TVL	Tech Type						
Xai	7.5	266.7								
Base	4.6	130.1		Optimistic Rollup						
Gravity	3.4	85.8		Optimium						
Taiko	0.6	69.2		Optimistic Rollup						
Arbitrum One	1.7	49.3		Optimistic Rollup						
Immutable X	0.3	45.9		Validium						
PoP Apex	1.2	41.4								
PlayBlock	1.3	35.6								
Ethereum	1.2	33.4	-	mainnet						
Reya	0.2	24.2		Optimium						

Layer 2 Token Performance & Market Cap (\$b)					
	IMX	STX	MNT	MATIC	ARB
24h Return	+7.72%	+2.60%	+2.30%	+0.99%	+3.09%
Market Cap	3.2	2.6	2.0	1.2	723.4

NFTs and DAOs

NFT Collection Stats (\$; Volume, MC in \$m)						DAO Treasury Amount (\$m) and Composition					
Collection	Floor	% Listed	3M Ret.	3M Vol	Market Cap	DAO	Treasury	Stables	BTC/ETH	Own Tokens	Other
CryptoPunks	72,873	12%	-16%	52,056	729	Uniswap	2,723	0%	0%	100%	0%
Bored Ape Yacht C	30,000	3%	0%	7,635	300	Mantle	2,435	1%	23%	74%	2%
Pudgy Penguins	27,436	3%	-13%	58,956	244	Arbitrum	1,840	0%	1%	99%	0%
Azuki	14,238	2%	32%	18,745	142	ENS	1,372	0%	0%	92%	8%
Autoglyphs	252,204	1%	-42%	253	129	Optimism	1,253	0%	0%	100%	0%
Mutant Ape Yacht	5,105	3%	1%	23,806	100	Ethereum	691	0%	100%	0%	0%
Chromie Squiggle	9,480	2%	-25%	1,298	95	Golem	359	0%	88%	12%	0%
Mad Lads	8,859	4%	6%	18,910	88	Gnosis	325	7%	9%	46%	38%
NodeMonkes	8,780	14%	-28%	24,232	88	Merit Circle	323	7%	1%	92%	1%
Milady Maker	8,214	5%	-52%	3,932	82	Olympus	243	75%	0%	25%	0%

Crypto News

[Bitcoin Nears \\$64K as BTC Futures Attract Billions; BoJ's Hike Pause Bumps Risk Assets - CoinDesk](#)

[DeFi lending protocol Sky to drop wrapped Bitcoin after governance vote - Cointelegraph](#)

[DeFi Lender Sky Ratifies Plan to Offboard Wrapped Bitcoin, Due to Sun Concerns - CoinDesk](#)

[Germany's DZ Bank to Offer Customers Crypto Trading Through Boerse Stuttgart Tie Up - CoinDesk](#)

[Terraform Labs approved for bankruptcy wind-down after US SEC settlement - Reuters](#)

[Germany seizes 47 crypto exchanges tied to 'underground economy' - Cointelegraph](#)

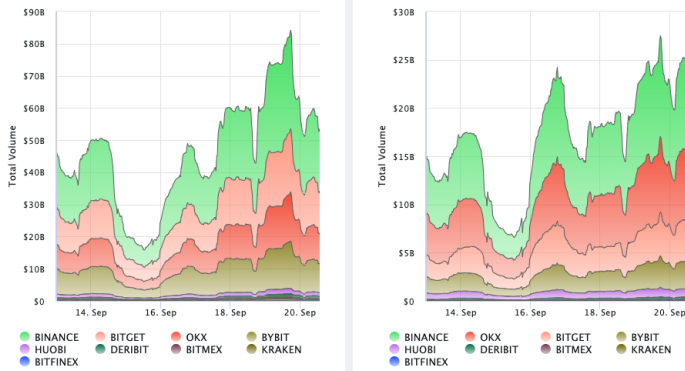
[A 'speculative appetite' may push memecoins higher: GSR - Blockworks](#)

[Texas court dismisses Consensys lawsuit against SEC - Blockworks](#)

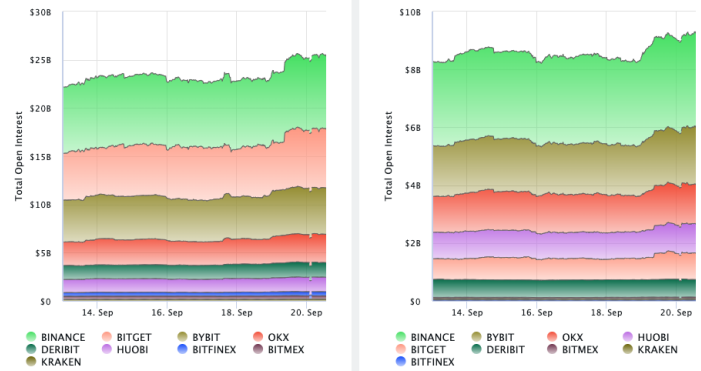
[Solana's second phone is nearly here — and so are the airdrops - Blockworks](#)

Crypto Futures

Futures Volume (BTC LHS ; ETH RHS), 1d



Futures Open Interest (BTC LHS ; ETH RHS)



OI Weighted Funding Rate (BTC LHS ; ETH RHS), 1d

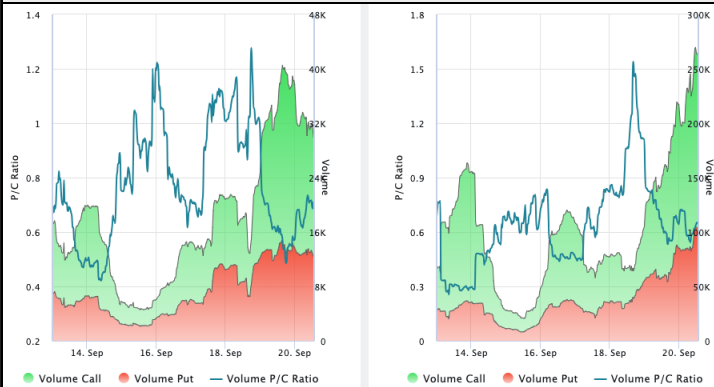


Liquidations (BTC LHS ; ETH RHS), 1d

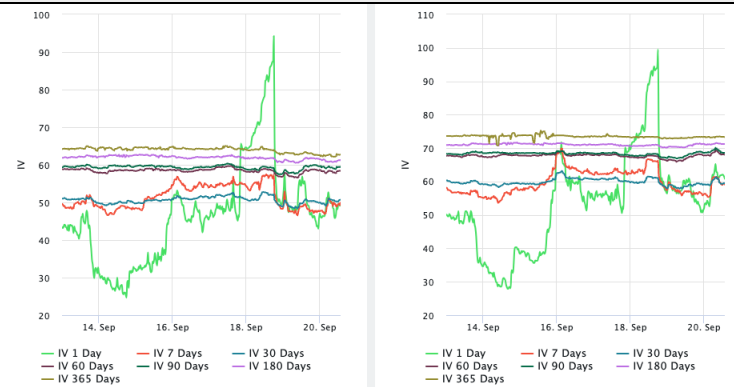


Crypto Options

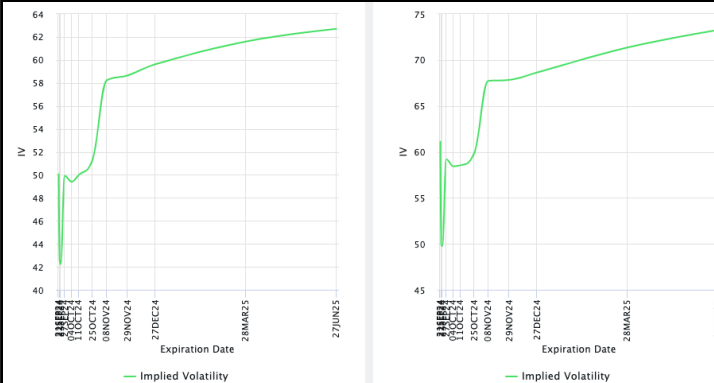
Options Volume & Put/Call Ratio (BTC LHS ; ETH RHS), 1d



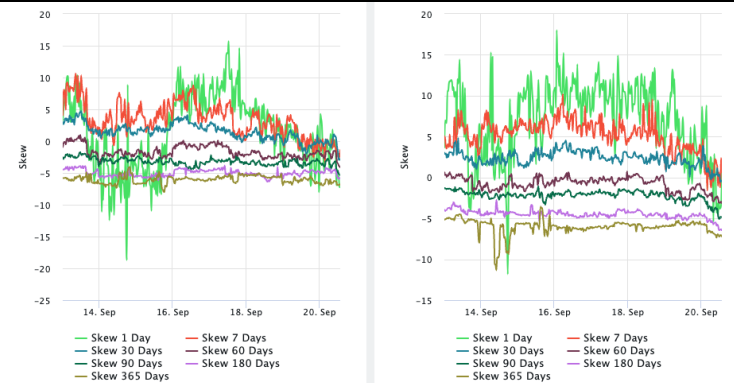
ATM Implied Volatility (BTC LHS ; ETH RHS)



ATM Implied Vol Term Structure (BTC LHS ; ETH RHS)



25 Delta Skew (BTC LHS ; ETH RHS)





September 20, 2024

About GSR

GSR has over a decade of extensive experience in the crypto market, serving as a trusted liquidity provider and active, multi-stage investor. Our suite of services includes OTC Trading, Derivatives, and Market Making. GSR is actively involved in every major sector of the digital asset ecosystem, working with token issuers, institutional investors, miners, and leading trading venues.

For more information or if we can help with anything, please see gsr.io or contact us at gsr@gsr.io.

Follow GSR for more content: [Twitter](#) [Telegram](#) [LinkedIn](#)

Authors

Brian Rudick, Senior Strategist	Twitter	Telegram
Carlos Guzman, Research Analyst	Twitter	Telegram
Toe Bautista, Research Analyst	Twitter	Telegram

Required Disclosures

This material is provided by GSR (the "Firm") solely for informational purposes, is intended only for sophisticated, institutional investors and does not constitute an offer or commitment, a solicitation of an offer or commitment, or any advice or recommendation, to enter into or conclude any transaction (whether on the terms shown or otherwise), or to provide investment services in any state or country where such an offer or solicitation or provision would be illegal. The Firm is not and does not act as an advisor or fiduciary in providing this material. GSR is not authorised or regulated in the UK by the Financial Conduct Authority. The protections provided by the UK regulatory system will not be available to you. Specifically, information provided herein is intended for institutional persons only and is not suitable for retail persons in the United Kingdom, and no solicitation or recommendation is being made to you in regards to any products or services.

This material is not a research report, and not subject to any of the independence and disclosure standards applicable to research reports prepared pursuant to FINRA or CFTC research rules. This material is not independent of the Firm's proprietary interests, which may conflict with the interests of any counterparty of the Firm. The Firm trades instruments discussed in this material for its own account, may trade contrary to the views expressed in this material, and may have positions in other related instruments.

Information contained herein is based on sources considered to be reliable, but is not guaranteed to be accurate or complete. Any opinions or estimates expressed herein reflect a judgment made by the author(s) as of the date of publication, and are subject to change without notice. Trading and investing in digital assets involves significant risks including price volatility and illiquidity and may not be suitable for all investors. The Firm is not liable whatsoever for any direct or consequential loss arising from the use of this material. Copyright of this material belongs to GSR. Neither this material nor any copy thereof may be taken, reproduced or redistributed, directly or indirectly, without prior written permission of GSR

Notes & Sources

All options data is based on Deribit and derivatives graphics are from Laevidas. Market returns are based on price returns for the following ETFs: VOO, QQQ, EWU, EWG, EWJ, and EWH. Onchain volumes are not considered and thus certain token volumes may be understated (e.g., stETH).

CoinGecko	Santiment	DefiLlama	CoinMarketCap	Laevidas
L2Beat	Google Finance	TradingView	Deribit	WorldCoinIndex
Cryptorank	Investing.com	NFT Price Floor	CryptoSlate	