











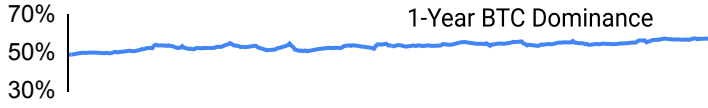
Crypto Leaderboard

Rank	Name	Ticker	Price	24h	7d	30d	24h Vol \$m	MC \$m	1-Year Chart
1	Bitcoin	BTC	\$57,726	-1%	-3%	-1%	27,079	1,139,229	
2	Ethereum	ETH	\$2,440	-3%	-1%	-9%	10,201	293,535	
3	Tether	USDT	\$1.00	0%	0%	0%	30,993	118,090	
4	BNB	BNB	\$523	0%	-2%	5%	821	76,225	
5	Solana	SOL	\$130	-1%	-11%	-6%	2,128	60,727	
6	USD Coin	USDC	\$1.00	0%	0%	0%	4,944	34,652	
7	XRP Ledger	XRP	\$0.56	1%	-1%	7%	971	31,524	
8	Lido stETH	STETH	\$2,440	-3%	-1%	-9%	36	23,915	
9	Dogecoin	DOGE	\$0.10	1%	-1%	-6%	456	14,229	
10	TRON	TRX	\$0.15	-2%	-4%	20%	490	13,115	

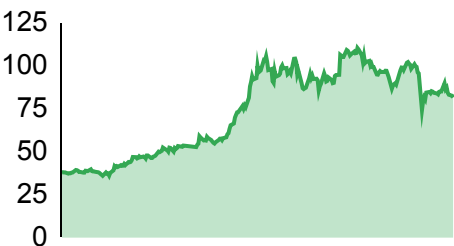
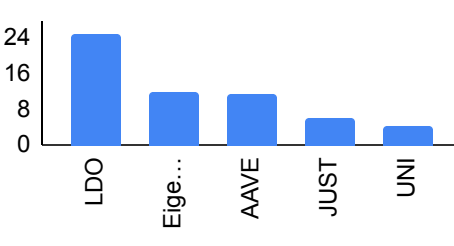
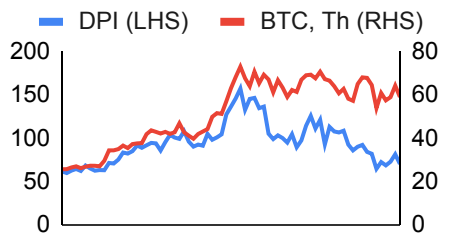
Top & Bottom Performers - Top 100 Tokens

24h		7 Days		30 Days		90 Days		365 Days	
OM	5%	HNT	12%	HNT	78%	HNT	84%	BONK	7065%
BSV	4%	XMR	12%	SUI	36%	TRX	32%	OM	4888%
XMR	4%	OM	9%	AAVE	25%	AAVE	16%	PEPE	818%
SUI	3%	LTC	7%	RUNE	23%	WBT	9%	SOL	568%
BRETT	-5%			JASMY	-18%	TIA	-60%	ATOM	-37%
IMX	-5%			MKR	-23%	GALA	-62%	QNT	-37%
TAO	-5%			NOT	-27%	NOT	-63%	ARB	-44%
LDO	-6%								

Category Performance

Category	7d	30d	90d	180d	365d	Ecosystem	7d	30d	90d	180d	365d
IoT/Data/Comp.	-5%	6%	-36%	-54%	95%	Tron	-5%	84%	54%	23%	202%
Privacy	-1%	5%	-26%	-36%	3%	Polkadot	-3%	2%	-49%	-54%	24%
Currency	-1%	4%	-25%	-33%	32%	Avalanche	-5%	0%	-39%	-48%	40%
Lending	-5%	1%	-34%	-33%	79%	BSC	-3%	-1%	-47%	-47%	51%
CEXs	-7%	0%	-25%	-24%	47%	Cosmos	-10%	-2%	-45%	-58%	73%
DEX	-6%	-1%	-41%	-54%	61%	Polygon	-4%	-2%	-47%	-54%	27%
Scaling	-8%	-1%	-52%	-67%	15%	Ethereum	-6%	-3%	-40%	-55%	3%
Smart Contract	-7%	-1%	-36%	-50%	68%	Solana	-11%	-6%	-46%	-55%	102%
Other DeFi	-7%	-2%	-34%	-47%	29%						
Gaming/Entertai	-7%	-2%	-51%	-65%	16%						
Meme	-6%	-5%	-49%	-45%	141%						

DeFi

Total Value Locked, LTM, \$b	Top TVL By Protocol, \$b	DefiPulse Index, LTM
		



Intra-Crypto Correlations, LTM						
	BTC	ETH	BNB	SOL	XRP	DOGE
BTC						
ETH	0.80					
BNB	0.60	0.58				
SOL	0.67	0.60	0.47			
XRP	0.56	0.52	0.39	0.47		

Rolling 3M Correlations, LTM

vs. US Equities

vs. BTC

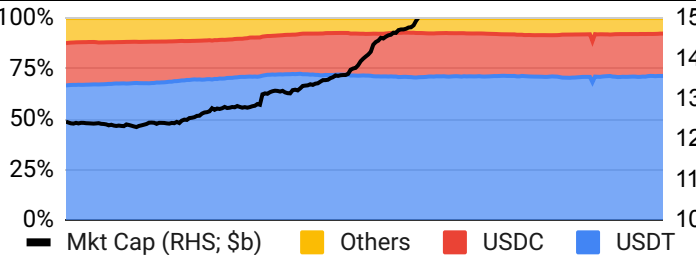


September 3, 2024

Stablecoins

Stablecoin Market Size and Volume, \$m				
Ticker	Price	1d Vol	20d Avg Vol	Market Cap
USDT	1.00	43,877	48,310	118,105
USDC	1.00	4,211	5,100	34,720
DAI	1.00	65	90	5,364
USDe	1.00	50	49	2,705
PYUSD	1.00	20	38	917
USDD	1.00	3	4	753

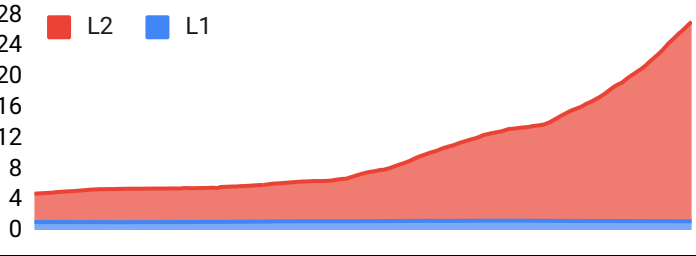
Stablecoin Dominance (LHS) & Market Cap \$b (RHS), LTM



Ethereum Mainnet & Layer 2s

Mainnet & Layer 2 Transactions (m/day) and L2 TVL (\$m)				
Network	1d	30d Avg	TVL	Tech Type
zkLink Nova				Validium
ApeX				
Ham				
Aevo				Optimium
Starknet				ZK Rollup
Zora				Optimistic Rollup
Mode Network				Optimistic Rollup
Manta Pacific				Optimium
Cyber				Optimium
Kroma				Optimistic Rollup

Transactions (m/day), Rolling 90-Day Average, LTM



Layer 2 Token Performance & Market Cap (\$b)					
	MATIC	IMX	STX	MNT	ARB
24h Return	0%	-5%	-2%	-2%	-3%
Market Cap	4.0	2.4	2.1	1.9	634.8

NFTs and DAOs

NFT Collection Stats (\$; Volume, MC in \$m)					
Collection	Floor	% Listed	3M Ret.	3M Vol	Market Cap
CryptoPunks	67,205	12%	-8%	835	672
Bored Ape Yacht C	28,913	3%	-3%	77,581	289
Pudgy Penguins	25,367	3%	0%	74,865	226
Autoglyphs	256,786	1%	-25%	0	132
Azuki	11,832	2%	0%	28,674	118
Chromie Squiggle	10,339	2%	0%	0	103
Mutant Ape Yacht	4,671	3%	-5%	448	91
Milady Maker	8,299	5%	-11%	55,646	83
Mad Lads	7,623	4%	0%	0	76
Fidenza by Tyler H	75,813	3%	-11%	157	76

DAO Treasury Amount (\$m) and Composition					
DAO	Treasury	Stables	BTC/ETH	Own Tokens	Other
Uniswap	2,511	0%	0%	100%	0%
Mantle	2,330	2%	23%	73%	2%
Arbitrum	1,624	0%	2%	98%	0%
ENS	1,286	0%	0%	91%	9%
Optimism	1,064	0%	0%	100%	0%
Ethereum	687	0%	100%	0%	0%
Golem	350	0%	89%	11%	0%
Gnosis	341	6%	29%	40%	24%
Maker	279	20%	0%	80%	0%
Merit Circle	268	8%	1%	90%	1%

Crypto News

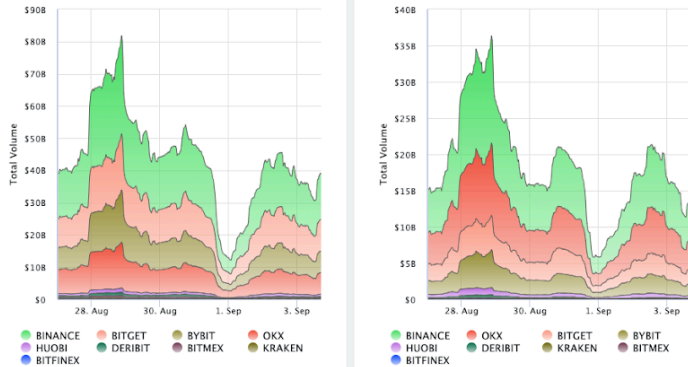
- [Crypto Tuesday Crumble Sends Bitcoin Below \\$58K, Ether to 7-Month Low - CoinDesk](#)
- [Arthur Hayes explains why Fed rate cuts aren't helping Bitcoin - Cointelegraph](#)
- [The September events that could move markets - Blockworks](#)
- [Qatar Unveils 2024 Digital Assets Framework - Bitcoin.com News](#)
- [Coinbase Reports Its First AI-to-AI Crypto Transaction - Bitcoin.com News](#)
- [Riot criticizes Bitfarms' acquisition proposal, board changes - Blockworks](#)
- [Sanctum is primed to add Binance, Bitget, Bybit as partners - Blockworks](#)
- [Ripple Will Soon Add Ethereum Compatible Smart Contracts to XRP Ledger - CoinDesk](#)



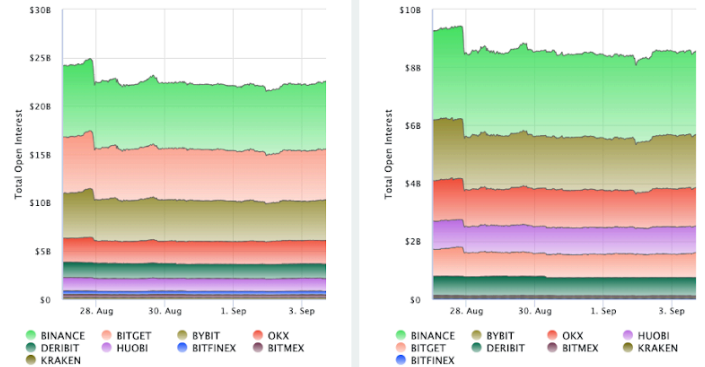
September 3, 2024

Crypto Futures

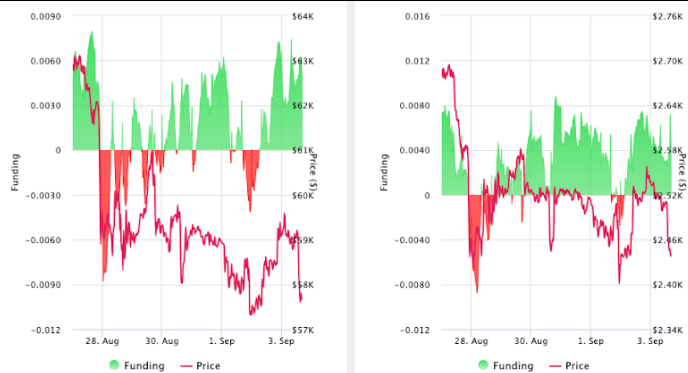
Futures Volume (BTC LHS ; ETH RHS), 1d



Futures Open Interest (BTC LHS ; ETH RHS)



OI Weighted Funding Rate (BTC LHS ; ETH RHS), 1d

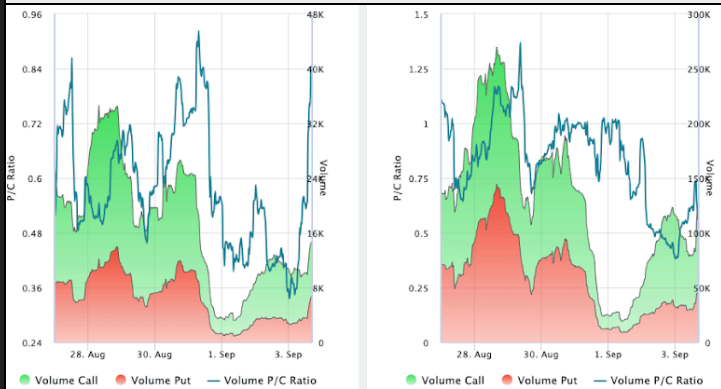


Liquidations (BTC LHS ; ETH RHS), 1d

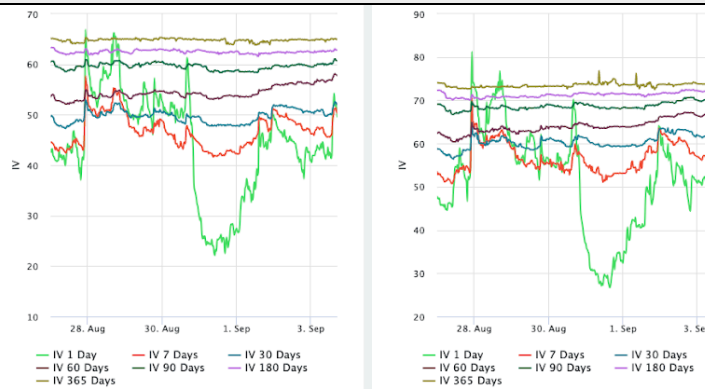


Crypto Options

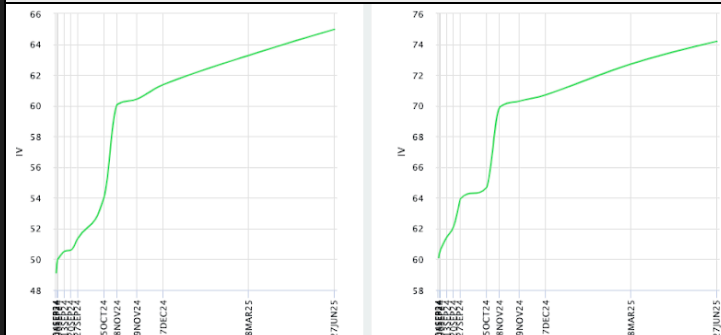
Options Volume & Put/Call Ratio (BTC LHS ; ETH RHS), 1d



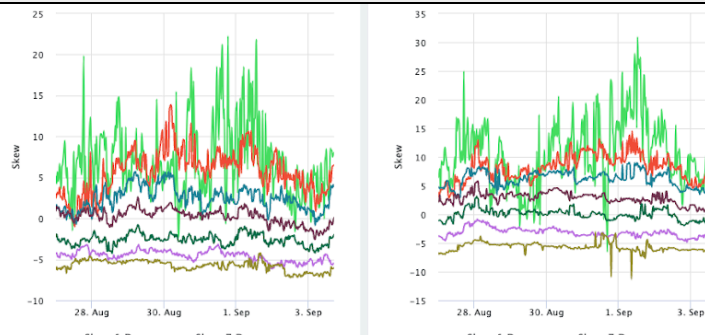
ATM Implied Volatility (BTC LHS ; ETH RHS)



ATM Implied Vol Term Structure (BTC LHS ; ETH RHS)



25 Delta Skew (BTC LHS ; ETH RHS)





September 3, 2024

About GSR

GSR has over a decade of extensive experience in the crypto market, serving as a trusted liquidity provider and active, multi-stage investor. Our suite of services includes OTC Trading, Derivatives, and Market Making. GSR is actively involved in every major sector of the digital asset ecosystem, working with token issuers, institutional investors, miners, and leading trading venues.

For more information or if we can help with anything, please see gsr.io or contact us at gsr@gsr.io.

Follow GSR for more content: [Twitter](#) [Telegram](#) [LinkedIn](#)

Authors

Brian Rudick, Senior Strategist	Twitter	Telegram
Carlos Guzman, Research Analyst	Twitter	Telegram
Toe Bautista, Research Analyst	Twitter	Telegram

Required Disclosures

This material is provided by GSR (the "Firm") solely for informational purposes, is intended only for sophisticated, institutional investors and does not constitute an offer or commitment, a solicitation of an offer or commitment, or any advice or recommendation, to enter into or conclude any transaction (whether on the terms shown or otherwise), or to provide investment services in any state or country where such an offer or solicitation or provision would be illegal. The Firm is not and does not act as an advisor or fiduciary in providing this material. GSR is not authorised or regulated in the UK by the Financial Conduct Authority. The protections provided by the UK regulatory system will not be available to you. Specifically, information provided herein is intended for institutional persons only and is not suitable for retail persons in the United Kingdom, and no solicitation or recommendation is being made to you in regards to any products or services.

This material is not a research report, and not subject to any of the independence and disclosure standards applicable to research reports prepared pursuant to FINRA or CFTC research rules. This material is not independent of the Firm's proprietary interests, which may conflict with the interests of any counterparty of the Firm. The Firm trades instruments discussed in this material for its own account, may trade contrary to the views expressed in this material, and may have positions in other related instruments.

Information contained herein is based on sources considered to be reliable, but is not guaranteed to be accurate or complete. Any opinions or estimates expressed herein reflect a judgment made by the author(s) as of the date of publication, and are subject to change without notice. Trading and investing in digital assets involves significant risks including price volatility and illiquidity and may not be suitable for all investors. The Firm is not liable whatsoever for any direct or consequential loss arising from the use of this material. Copyright of this material belongs to GSR. Neither this material nor any copy thereof may be taken, reproduced or redistributed, directly or indirectly, without prior written permission of GSR

Notes & Sources

All options data is based on Deribit and derivatives graphics are from Laevidas. Market returns are based on price returns for the following ETFs: VOO, QQQ, EWU, EWG, EWJ, and EWH. Onchain volumes are not considered and thus certain token volumes may be understated (e.g., stETH).

CoinGecko	Santiment	DefiLlama	CoinMarketCap	Laevidas
L2Beat	Google Finance	TradingView	Deribit	WorldCoinIndex
Cryptorank	Investing.com	NFT Price Floor	CryptoSlate	