












Crypto Leaderboard

Rank	Name	Ticker	Price	24h	7d	30d	24h Vol \$m	MC \$m	1-Year Chart
1	Bitcoin	BTC	\$60,104	-3%	-5%	2%	45,999	1,187,765	
2	Ethereum	ETH	\$2,376	-5%	-8%	-6%	21,959	286,152	
3	Tether	USDT	\$1.00	0%	0%	0%	51,918	119,375	
4	BNB	BNB	\$536	-3%	-8%	2%	1,081	78,247	
5	Solana	SOL	\$139	-5%	-6%	4%	3,827	65,226	
6	USD Coin	USDC	\$1.00	0%	0%	0%	9,832	35,424	
7	XRP Ledger	XRP	\$0.57	-6%	-2%	1%	2,413	32,345	
8	Lido stETH	STETH	\$2,377	-5%	-5%	-4%	76	23,331	
9	Dogecoin	DOGE	\$0.10	-3%	-4%	5%	1,045	15,136	
10	Toncoin	TON	\$5.32	-1%	-7%	2%	402	13,444	

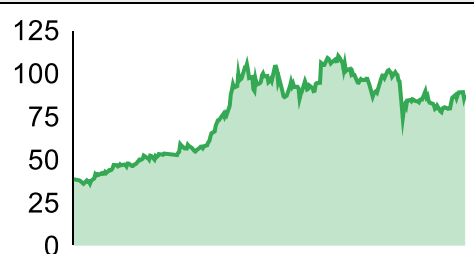
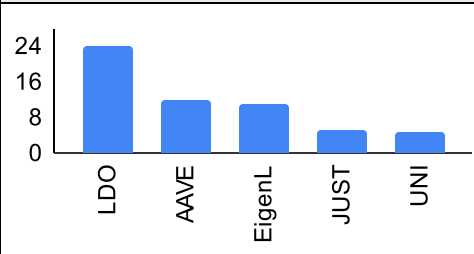
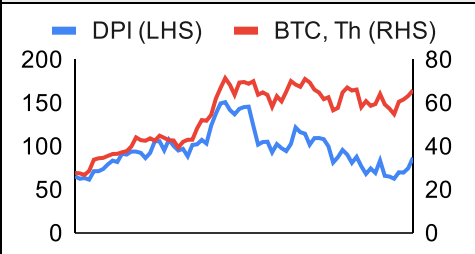
Top & Bottom Performers - Top 100 Tokens

24h		7 Days		30 Days		90 Days		365 Days	
FLR	13%	W	38%	SUI	128%	SUI	166%	BONK	10002%
W	10%	BONK	13%	TAO	81%	TAO	129%	OM	6371%
CFX	7%	FLR	10%	W	64%	POPCAT	120%	PEPE	1155%
OM	3%	CFX	9%	FTM	56%	HNT	117%	TAO	859%
AR	-9%	LDO	-16%	NOT	-12%	NOT	-34%	LDO	-34%
PEPE	-9%	XMR	-18%	AR	-17%	MKR	-35%	MATIC	-34%
BONK	-10%	AR	-19%	MKR	-17%	LDO	-36%	ATOM	-38%
LDO	-11%	TIA	-21%	XMR	-20%	BRETT	-37%	ARB	-41%

Category Performance

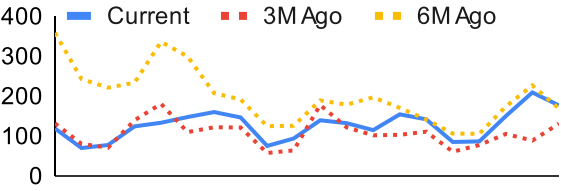
Category	7d	30d	90d	180d	365d	Ecosystem	7d	30d	90d	180d	365d
Meme	-5%	25%	10%	-35%	182%	BSC	-9%	25%	13%	-34%	61%
CEXs	4%	10%	10%	-13%	56%	Polkadot	-11%	21%	10%	-41%	38%
Lending	-12%	9%	2%	-21%	68%	Polygon	-9%	14%	5%	-42%	38%
Smart Contract	-7%	8%	7%	-40%	82%	Cosmos	-9%	8%	-3%	-45%	99%
Gaming/Entertai	-11%	5%	-7%	-57%	30%	Solana	-4%	5%	-8%	-49%	104%
Other DeFi	-2%	3%	-4%	-45%	43%	Avalanche	-9%	2%	-3%	-41%	40%
DEX	-9%	3%	-4%	-50%	63%	Ethereum	-10%	-2%	-10%	-47%	-2%
Scaling	-12%	1%	-14%	-62%	16%	Tron	-5%	-16%	30%	10%	107%
Currency	-8%	-2%	6%	-36%	24%						
IoT/Data/Comp.	-12%	-2%	2%	-45%	87%						
Privacy	-25%	-22%	-16%	-45%	-24%						

DeFi

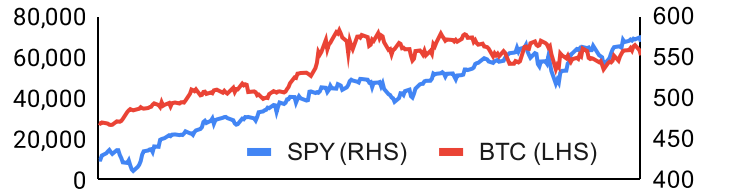
Total Value Locked, LTM, \$b	Top TVL By Protocol, \$b	DefiPulse Index, LTM
		

Trading Volume

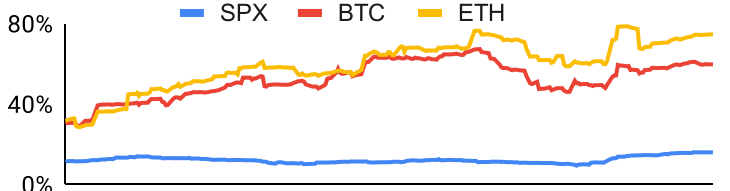
Aggregate Volumes by Product, \$b					Top Derivatives Exchanges, \$m and bps					Top Spot Exchanges, \$m		
Product	1d	7d	30d	O/I	Exchange	1d Vol	O/I	Mkr	Tkr	Exchange	Mkts	1d Vol
Spot	47	216.14	875.64	n/a	Binance	66,558	16,210	2.0	4.0	Binance	1,683	18,783
Perpetuals	166	772	3,330	481	Bybit	29,405	10,907	2.0	5.5	Coinbase	407	2,279
Futures	0	2	13	1	OKX	26,516	5,354	2.0	5.0	Bybit	1,006	5,826
Options	2	12	43	n/a	Bitget	25,609	8,595	2.0	6.0	OKX	728	2,568

Daily Spot Volume, Top 100 Tokens Last 20d, \$b					Top Volume, 1d, \$m		Top Volume, %20d Avg		Low Volume, %20d Avg	
<div><div></div> Current<div></div> 3M Ago<div></div> 6M Ago</div> 					USDT	73,671	W	779%	LEO	27%
					BTC	43,401	RETH	668%	EZETH	41%
					ETH	21,255	WEETH	337%	EETH	61%
					USDC	8,263	CFX	255%	KCS	76%
					FDUSD	7,187	BONK	248%	OKB	90%

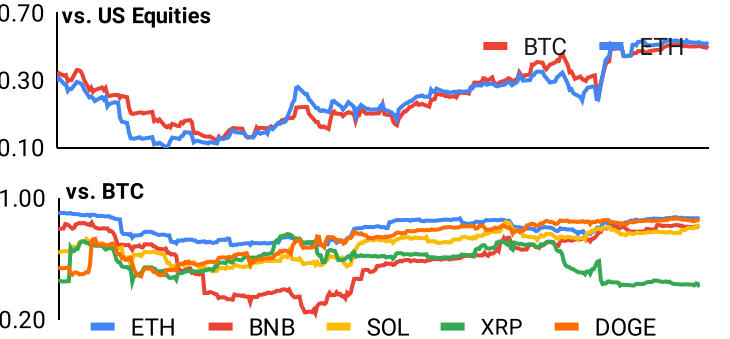
Traditional Finance

Global Equity Markets							SPY vs. BTC, LTM					
	US	USGrwth	UK	Germany	Japan	HK						
1D	-1%	-1%	0%	-1%	0%	2%						
7D	-1%	-1%	-2%	1%	1%	8%						
90D	3%	-2%	14%	8%	3%	23%						
365D	33%	33%	14%	30%	20%	12%						
10-Year Treasury Yields							Commodities & FX					
	US	Brazil	UK	Germany	Japan	HK		WTI	Gas	Gold	USD/EUR	USD/JPY
Last	3.79%	12.25%	4.03%	2.10%	0.83%	2.76%	Last	70.9	2.91	2,679	0.91	146.5
1d Chg	0.05	-0.17	0.00	0.00	0.01	-0.06	1d % Chg	1.5%	0.6%	-0.4%	0.2%	2.0%

Volatility

Annualized Volatility							Rolling 3M Annualized Volatility, LTM	
	BTC	ETH	BNB	SOL	XRP	DOGE		
30D	43%	54%	44%	64%	50%	75%		
90D	54%	67%	56%	80%	75%	79%		
180D	51%	66%	53%	82%	65%	82%		
365D	52%	61%	58%	94%	62%	90%		

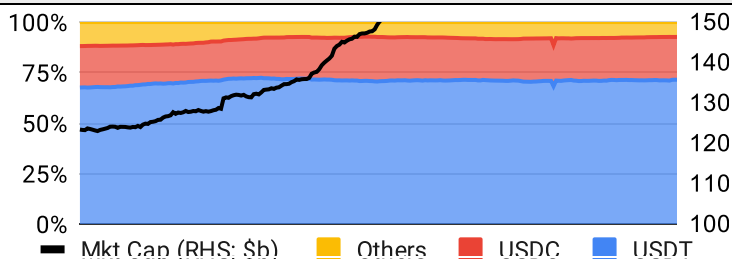
Correlations

Intra-Crypto Correlations, LTM							Rolling 3M Correlations, LTM	
	BTC	ETH	BNB	SOL	XRP	DOGE		
BTC								
ETH	0.80							
BNB	0.61	0.59						
SOL	0.68	0.61	0.47					
XRP	0.55	0.52	0.39	0.47				
DOGE	0.76	0.67	0.50	0.57	0.55			

Stablecoins

Stablecoin Market Size and Volume, \$m				
Ticker	Price	1d Vol	20d Avg Vol	Market Cap
USDT	1.00	73,671	54,629	119,646
USDC	1.00	8,263	5,672	35,497
DAI	1.00	95	74	5,365
USDe	1.00	77	54	2,534
USDD	1.00	3	3	735
PYUSD	1.00	24	21	697

Stablecoin Dominance (LHS) & Market Cap \$b (RHS), LTM



Ethereum Mainnet & Layer 2s

Mainnet & Layer 2 Transactions (m/day) and L2 TVL (\$m)				
Network	1d	30d Avg	TVL	Tech Type
Xai	5.0	222.7		
Base	5.1	138.7		Optimistic Rollup
Gravity	3.5	91.7		Optimium
Taiko	1.2	55.3		Optimistic Rollup
Arbitrum One	1.9	49.5		Optimistic Rollup
PlayBlock	1.5	37.0		
PoP Apex	1.0	36.0		
Ethereum	1.3	34.1	-	mainnet
WINR	0.6	26.8		
Immutable X	0.2	24.7		Validium

Transactions (m/day), Rolling 90-Day Average, LTM

Layer 2 Token Performance & Market Cap (\$b)

	IMX	STX	MNT	MATIC	ARB
24h Return	-1%	0%	-2%	-1%	-5%
Market Cap	3.1	2.5	1.9	1.1	675.9

NFTs and DAOs

NFT Collection Stats (\$; Volume, MC in \$m)					
Collection	Floor	% Listed	3M Ret.	3M Vol	Market Cap
CryptoPunks	69,623	12%	-24%	50,187	696
Bored Ape Yacht C	26,593	3%	-15%	47,587	266
Pudgy Penguins	25,915	2%	-30%	47,136	230
Azuki	12,985	2%	6%	18,082	130
Autoglyphs	247,406	1%	-36%	253	127
NodeMonkes	11,114	14%	6%	23,701	111
Chromie Squiggle	9,222	2%	-26%	1,292	92
Mutant Ape Yacht	4,373	3%	-23%	20,571	85
Fidenza by Tyler H	74,972	3%	-26%	1,801	75
Bitcoin Puppets	7,241	12%	-10%	16,987	72

DAO Treasury Amount (\$m) and Composition

DAO	Treasury	Stables	BTC/ETH	Own Tokens	Other
Uniswap	2,710	0%	0%	100%	0%
Mantle	2,335	2%	23%	73%	2%
Arbitrum	1,750	0%	1%	99%	0%
ENS	1,253	0%	0%	91%	9%
Optimism	1,223	0%	0%	100%	0%
Ethereum	665	0%	100%	0%	0%
Golem	344	0%	87%	13%	0%
Merit Circle	332	7%	0%	92%	1%
Gnosis	311	7%	20%	47%	27%
Olympus	241	75%	0%	25%	0%

Crypto News

[Bitcoin tumbles back to the \\$60,000 level as tensions in the Middle East heighten - CNBC](#)

[Robinhood Crypto Launches Crypto Transfers for European Users - Bitcoin.com News](#)

[Metaplanet Buys Another 107 Bitcoin, Pushing Stock-BTC Ratio to 20% - CoinDesk](#)

[EIGEN Token Enters the Crypto Scene, Sees Early Gains and 12% Price Drop - Bitcoin.com News](#)

[SEC's enforcement director announces departure - Blockworks](#)

[PayPal's stablecoin flows out of Solana as incentives wane - Blockworks](#)

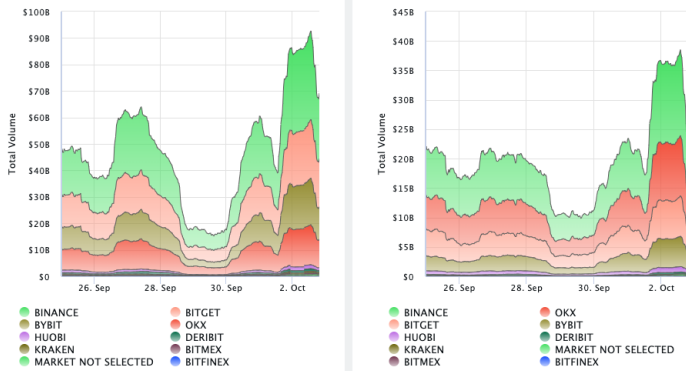
[Bitwise files SEC paperwork to launch spot XRP ETF - Blockworks](#)

[U.S. Election Betting: Court Clears Kalshi Congressional Contracts - CoinDesk](#)

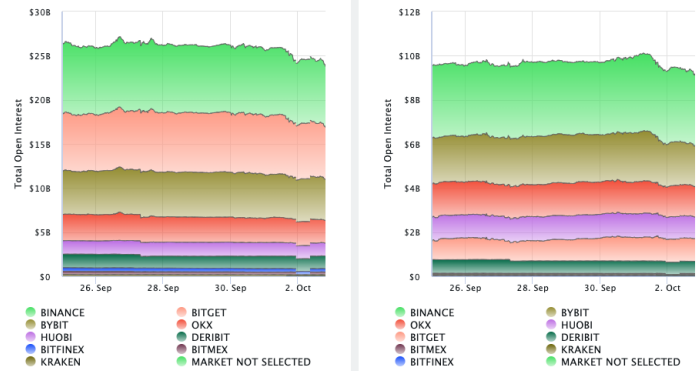
[Christie's to Offer Blockchain-Based Ownership Certificates for Photography Collection - CoinDesk](#)

Crypto Futures

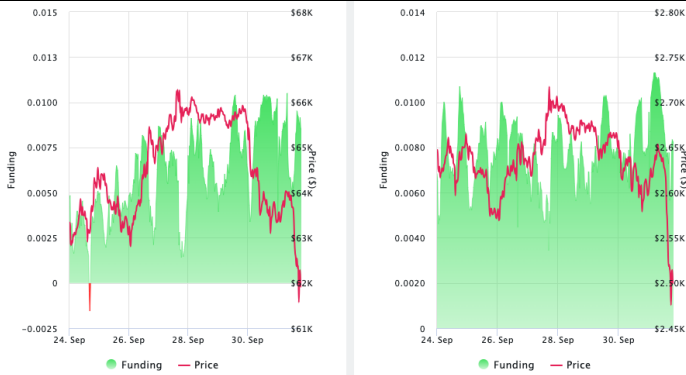
Futures Volume (BTC LHS ; ETH RHS), 1d



Futures Open Interest (BTC LHS ; ETH RHS)



OI Weighted Funding Rate (BTC LHS ; ETH RHS), 1d

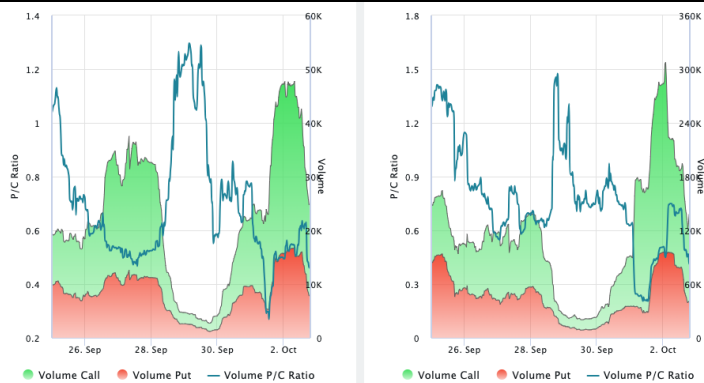


Liquidations (BTC LHS ; ETH RHS), 1d

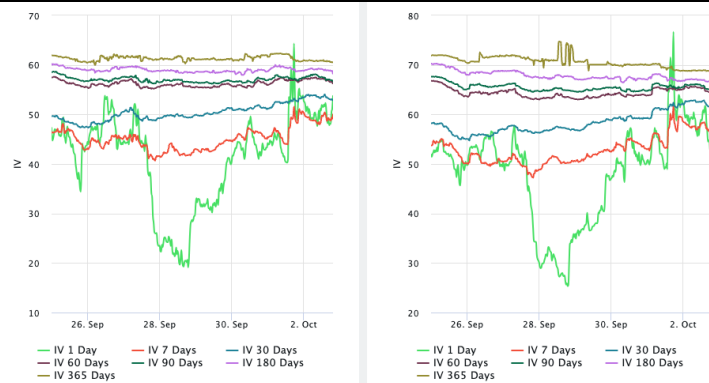


Crypto Options

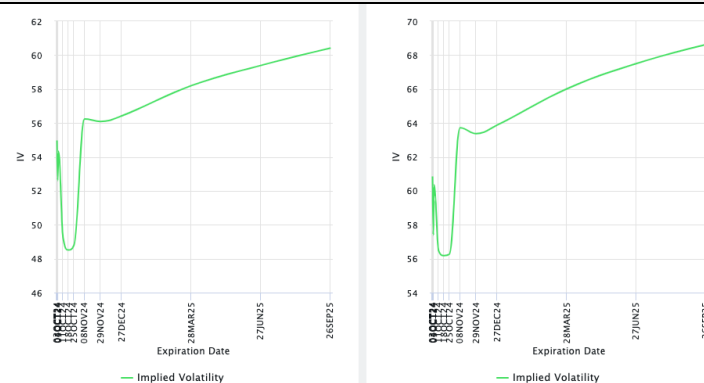
Options Volume & Put/Call Ratio (BTC LHS ; ETH RHS), 1d



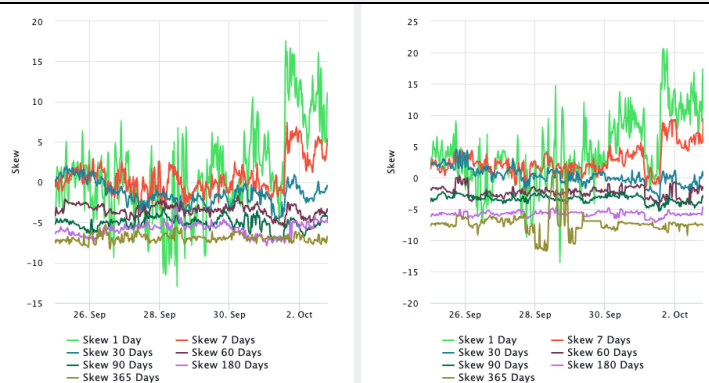
ATM Implied Volatility (BTC LHS ; ETH RHS)



ATM Implied Vol Term Structure (BTC LHS ; ETH RHS)



25 Delta Skew (BTC LHS ; ETH RHS)





October 2, 2024

About GSR

GSR has over a decade of extensive experience in the crypto market, serving as a trusted liquidity provider and active, multi-stage investor. Our suite of services includes OTC Trading, Derivatives, and Market Making. GSR is actively involved in every major sector of the digital asset ecosystem, working with token issuers, institutional investors, miners, and leading trading venues.

For more information or if we can help with anything, please see gsr.io or contact us at gsr@gsr.io.

Follow GSR for more content: [Twitter](#) [Telegram](#) [LinkedIn](#)

Authors

Brian Rudick, Senior Strategist	Twitter	Telegram
Carlos Guzman, Research Analyst	Twitter	Telegram
Toe Bautista, Research Analyst	Twitter	Telegram

Required Disclosures

This material is provided by GSR (the "Firm") solely for informational purposes, is intended only for sophisticated, institutional investors and does not constitute an offer or commitment, a solicitation of an offer or commitment, or any advice or recommendation, to enter into or conclude any transaction (whether on the terms shown or otherwise), or to provide investment services in any state or country where such an offer or solicitation or provision would be illegal. The Firm is not and does not act as an advisor or fiduciary in providing this material. GSR is not authorised or regulated in the UK by the Financial Conduct Authority. The protections provided by the UK regulatory system will not be available to you. Specifically, information provided herein is intended for institutional persons only and is not suitable for retail persons in the United Kingdom, and no solicitation or recommendation is being made to you in regards to any products or services.

This material is not a research report, and not subject to any of the independence and disclosure standards applicable to research reports prepared pursuant to FINRA or CFTC research rules. This material is not independent of the Firm's proprietary interests, which may conflict with the interests of any counterparty of the Firm. The Firm trades instruments discussed in this material for its own account, may trade contrary to the views expressed in this material, and may have positions in other related instruments.

Information contained herein is based on sources considered to be reliable, but is not guaranteed to be accurate or complete. Any opinions or estimates expressed herein reflect a judgment made by the author(s) as of the date of publication, and are subject to change without notice. Trading and investing in digital assets involves significant risks including price volatility and illiquidity and may not be suitable for all investors. The Firm is not liable whatsoever for any direct or consequential loss arising from the use of this material. Copyright of this material belongs to GSR. Neither this material nor any copy thereof may be taken, reproduced or redistributed, directly or indirectly, without prior written permission of GSR

Notes & Sources

All options data is based on Deribit and derivatives graphics are from LaeVitas. Market returns are based on price returns for the following ETFs: VOO, QQQ, EWU, EWG, EWJ, and EWH. Onchain volumes are not considered and thus certain token volumes may be understated (e.g., stETH).

CoinGecko	Santiment	DefiLlama	CoinMarketCap	LaeVitas
L2Beat	Google Finance	TradingView	Deribit	WorldCoinIndex
Cryptorank	Investing.com	NFT Price Floor	CryptoSlate	