



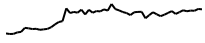







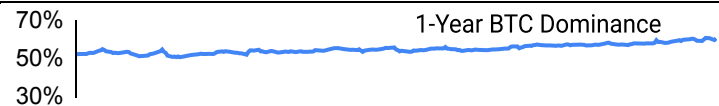
### Crypto Leaderboard

Rank	Name	Ticker	Price	24h	7d	30d	24h Vol \$m	MC \$m	1-Year Chart
1	Bitcoin	BTC	\$94,698	3%	4%	40%	87,266	1,873,595	
2	Ethereum	ETH	\$3,124	0%	-2%	17%	30,116	376,317	
3	Tether	USDT	\$1.00	0%	0%	0%	71,979	129,373	
4	Solana	SOL	\$240	0%	11%	44%	8,765	114,100	
5	BNB	BNB	\$619	0%	-1%	3%	1,551	90,227	
6	XRP Ledger	XRP	\$1.14	4%	64%	108%	7,060	64,730	
7	Dogecoin	DOGE	\$0.39	1%	-2%	172%	12,749	57,692	
8	USD Coin	USDC	\$1.00	0%	0%	0%	8,214	37,658	
9	Lido stETH	STETH	\$3,124	0%	-2%	17%	82	30,598	
10	Cardano	ADA	\$0.83	13%	43%	129%	3,788	29,673	

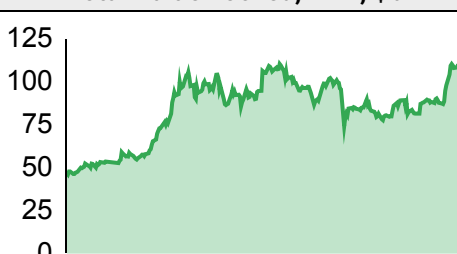
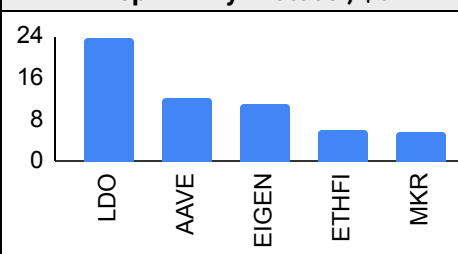
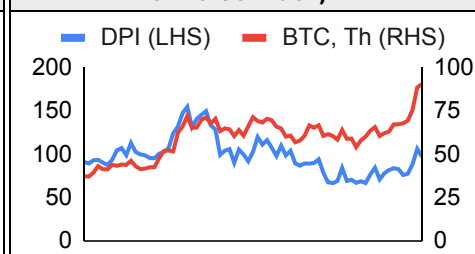
### Top & Bottom Performers - Top 100 Tokens

24h		7 Days		30 Days		90 Days		365 Days	
XLM	15%	OM	170%	XLM	174%	SUI	337%	OM	17768%
ADA	13%	HBAR	112%	DOGE	172%	OM	316%	PEPE	1834%
CRO	8%	XLM	110%	OM	156%	DOGE	272%	RAY	1591%
WBT	7%	XRP	64%	HBAR	138%	RAY	231%	BONK	1420%
HBAR	-7%	ENA	-9%	FET	-7%	MATIC	-15%	OKB	-23%
BEAM	-7%	TAO	-11%	TIA	-9%	TON	-17%	ARB	-27%
POPCAT	-9%	POPCAT	-15%	TAO	-12%	MKR	-25%	MATIC	-38%
OM	-9%	WIF	-21%	IMX	-14%	AR	-26%	POL	-40%

### Category Performance

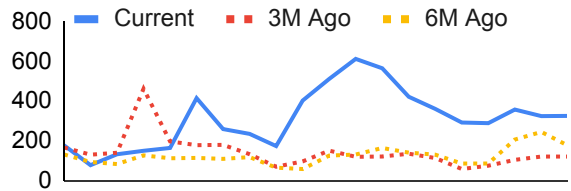
Category	7d	30d	90d	180d	365d	Ecosystem	7d	30d	90d	180d	365d
Currency	28%	55%	58%	30%	82%	Cosmos	19%	25%	36%	-21%	67%
Meme	-7%	54%	115%	32%	301%	Solana	3%	19%	32%	-12%	149%
Smart Contract	17%	31%	39%	-5%	76%	Tron	8%	19%	9%	49%	134%
CEXs	6%	31%	35%	20%	56%	Ethereum	6%	17%	15%	-21%	-3%
DEX	9%	21%	32%	-9%	101%	Avalanche	7%	17%	20%	-16%	37%
Lending	1%	16%	17%	-9%	46%	Polygon	4%	9%	16%	-30%	14%
IoT/Data/Comp.	11%	13%	15%	-20%	60%	Polkadot	7%	2%	14%	-36%	11%
Scaling	9%	11%	14%	-41%	14%	BSC	3%	0%	15%	-29%	34%
Privacy	8%	11%	6%	-12%	3%						
Gaming/Entertai	4%	6%	22%	-34%	-7%						
Other DeFi	-9%	-2%	-2%	-34%	3%						

### DeFi

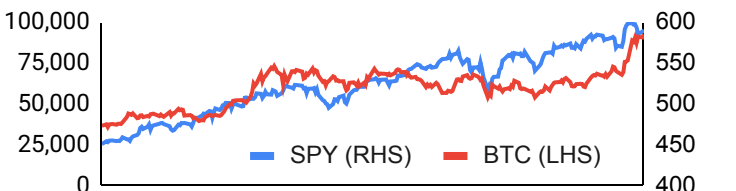
Total Value Locked, LTM, \$b	Top TVL By Protocol, \$b	DefiPulse Index, LTM
		



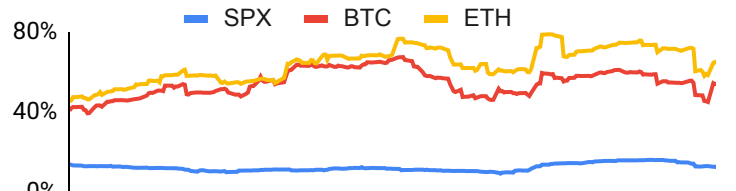
## Trading Volume

Aggregate Volumes by Product, \$b					Top Derivatives Exchanges, \$m and bps					Top Spot Exchanges, \$m		
Product	1d	7d	30d	O/I	Exchange	1d Vol	O/I	Mkr	Tkr	Exchange	Mkts	1d Vol
Spot	88	879.72	2310	n/a	Binance	93,685	28,773	2.0	4.0	Binance	1,675	31,119
Perpetuals	285	2,540	7,180	780	Bybit	39,603	20,958	2.0	5.5	Bybit	1,056	7,088
Futures	0	3	12	1	OKX	35,455	9,452	2.0	5.0	Coinbase	410	6,048
Options	5	24	109	n/a	Bitget	34,400	16,160	2.0	6.0	OKX	782	5,197
Daily Spot Volume, Top 100 Tokens Last 20d, \$b					Top Volume, 1d, \$m		Top Volume, %20d Avg		Low Volume, %20d Avg			
					USDT	144,699	BONK	279%	LBTC	0%		
					BTC	75,389	XTZ	231%	GOAT	22%		
					ETH	28,560	XLM	231%	RETH	25%		
					USDC	11,102	GRT	214%	LEO	31%		
					DOGE	10,708	HBAR	199%	METH	49%		

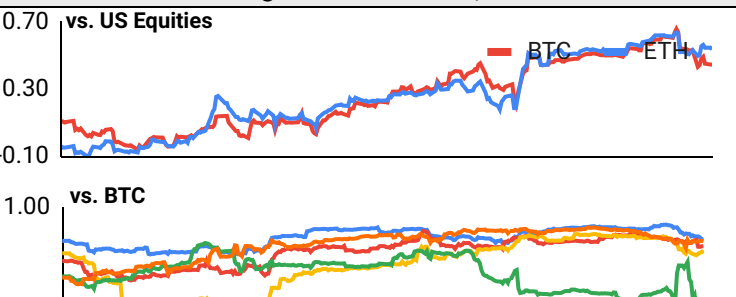
## Traditional Finance

Global Equity Markets							SPY vs. BTC, LTM					
	US	USGrwth	UK	Germany	Japan	HK						
1D	0%	1%	-1%	0%	0%	-1%						
7D	-1%	-2%	1%	0%	-1%	-2%						
90D	5%	4%	7%	-2%	-4%	10%						
365D	30%	29%	15%	12%	9%	-4%						
10-Year Treasury Yields							Commodities & FX					
	US	Brazil	UK	Germany	Japan	HK		WTI	Gas	Gold	USD/EUR	USD/JPY
Last	4.42%	12.87%	4.54%	2.37%	1.07%	3.35%	Last	69.7	3.10	2,647	0.95	155.7
1d Chg	0.05	-0.05	0.09	0.03	0.00	-0.06	1d % Chg	0.7%	3.5%	0.6%	0.5%	0.7%

## Volatility

Annualized Volatility							Rolling 3M Annualized Volatility, LTM					
	BTC	ETH	SOL	BNB	XRP	DOGE						
30D	59%	72%	79%	44%	126%	161%						
90D	49%	61%	70%	41%	85%	112%						
180D	50%	61%	76%	51%	80%	97%						
365D	53%	63%	86%	57%	71%	100%						

## Correlations

Intra-Crypto Correlations, LTM							Rolling 3M Correlations, LTM					
	BTC	ETH	SOL	BNB	XRP	DOGE						
BTC												
ETH	0.80											
SOL	0.70	0.66										
BNB	0.61	0.60	0.51									
XRP	0.48	0.47	0.43	0.32								



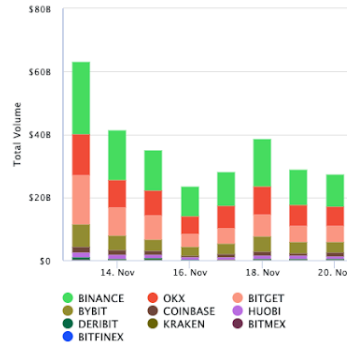
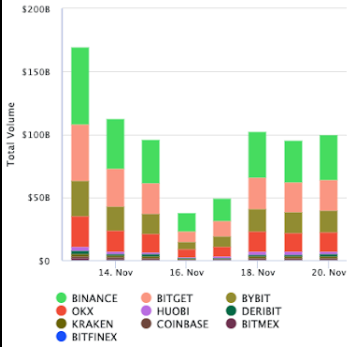
## The AI agent invasion: How crypto is leading the charge - Blockworks



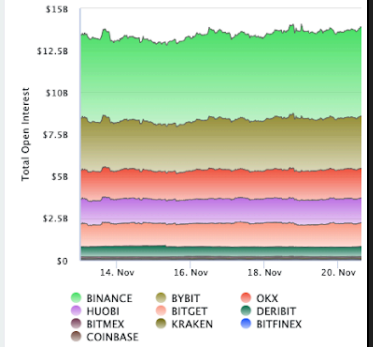
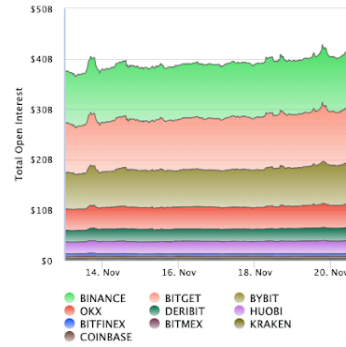
November 20, 2024

## Crypto Futures

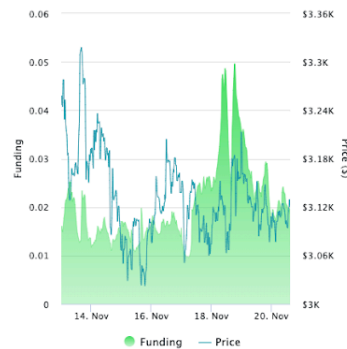
Futures Volume (BTC LHS ; ETH RHS), 1d



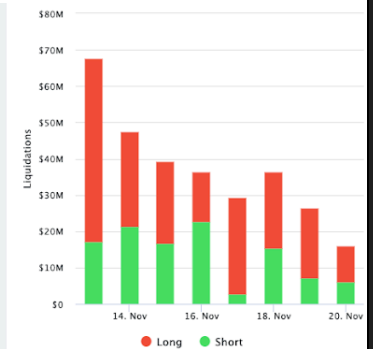
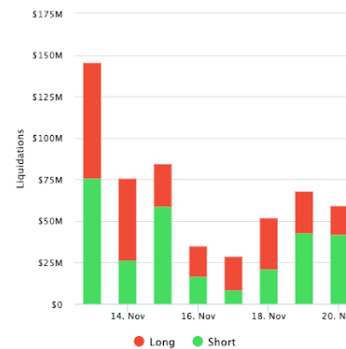
Futures Open Interest (BTC LHS ; ETH RHS)



OI Weighted Funding Rate (BTC LHS ; ETH RHS), 1d

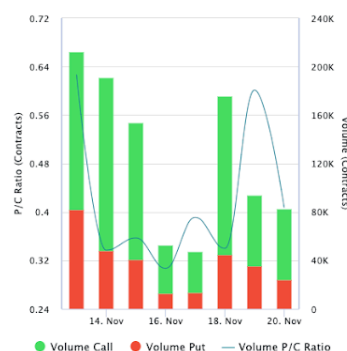
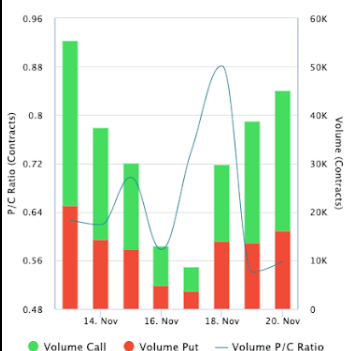


Liquidations (BTC LHS ; ETH RHS), 1d

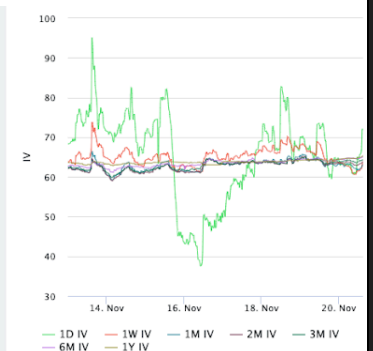
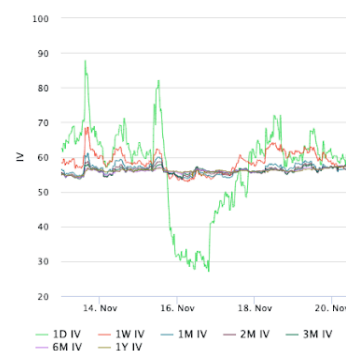


## Crypto Options

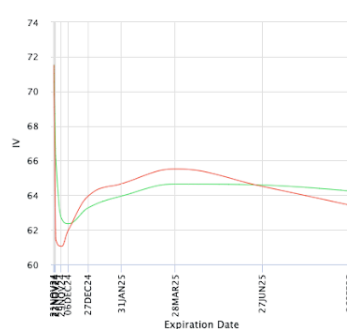
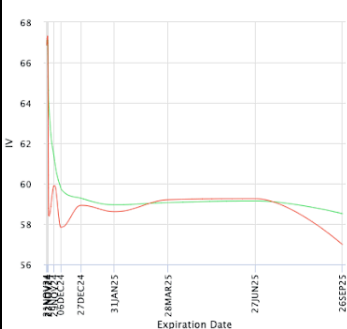
Options Volume &amp; Put/Call Ratio (BTC LHS ; ETH RHS), 1d



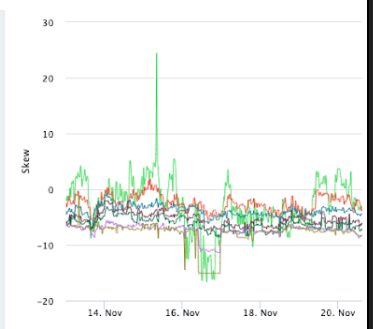
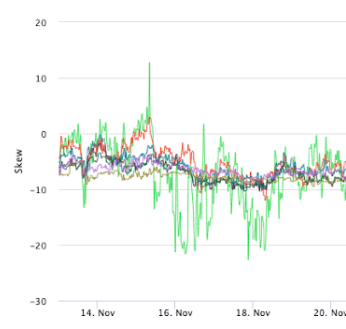
ATM Implied Volatility (BTC LHS ; ETH RHS)



ATM Implied Vol Term Structure (BTC LHS ; ETH RHS)



25 Delta Skew (BTC LHS ; ETH RHS)





November 20, 2024

## About GSR

GSR has over a decade of extensive experience in the crypto market, serving as a trusted liquidity provider and active, multi-stage investor. Our suite of services includes OTC Trading, Derivatives, and Market Making. GSR is actively involved in every major sector of the digital asset ecosystem, working with token issuers, institutional investors, miners, and leading trading venues.

For more information or if we can help with anything, please see [gsr.io](https://gsr.io) or contact us at [gsr@gsr.io](mailto:gsr@gsr.io).

Follow GSR for more content: [Twitter](#) [Telegram](#) [LinkedIn](#)

## Authors

Brian Rudick, Senior Strategist	<a href="#">Twitter</a>	<a href="#">Telegram</a>
Carlos Guzman, Research Analyst	<a href="#">Twitter</a>	<a href="#">Telegram</a>
Toe Bautista, Research Analyst	<a href="#">Twitter</a>	<a href="#">Telegram</a>

## Required Disclosures

This material is provided by GSR (the "Firm") solely for informational purposes, is intended only for sophisticated, institutional investors and does not constitute an offer or commitment, a solicitation of an offer or commitment, or any advice or recommendation, to enter into or conclude any transaction (whether on the terms shown or otherwise), or to provide investment services in any state or country where such an offer or solicitation or provision would be illegal. The Firm is not and does not act as an advisor or fiduciary in providing this material. GSR is not authorised or regulated in the UK by the Financial Conduct Authority. The protections provided by the UK regulatory system will not be available to you. Specifically, information provided herein is intended for institutional persons only and is not suitable for retail persons in the United Kingdom, and no solicitation or recommendation is being made to you in regards to any products or services.

This material is not a research report, and not subject to any of the independence and disclosure standards applicable to research reports prepared pursuant to FINRA or CFTC research rules. This material is not independent of the Firm's proprietary interests, which may conflict with the interests of any counterparty of the Firm. The Firm trades instruments discussed in this material for its own account, may trade contrary to the views expressed in this material, and may have positions in other related instruments.

Information contained herein is based on sources considered to be reliable, but is not guaranteed to be accurate or complete. Any opinions or estimates expressed herein reflect a judgment made by the author(s) as of the date of publication, and are subject to change without notice. Trading and investing in digital assets involves significant risks including price volatility and illiquidity and may not be suitable for all investors. The Firm is not liable whatsoever for any direct or consequential loss arising from the use of this material. Copyright of this material belongs to GSR. Neither this material nor any copy thereof may be taken, reproduced or redistributed, directly or indirectly, without prior written permission of GSR

## Notes & Sources

All options data is based on Deribit and derivatives graphics are from Laevidas. Market returns are based on price returns for the following ETFs: VOO, QQQ, EWU, EWG, EWJ, and EWH. Onchain volumes are not considered and thus certain token volumes may be understated (e.g., stETH).

CoinGecko	Santiment	DefiLlama	CoinMarketCap	Laevidas
L2Beat	Google Finance	TradingView	Deribit	WorldCoinIndex
Cryptorank	Investing.com	NFT Price Floor	CryptoSlate	