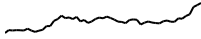
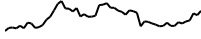

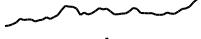








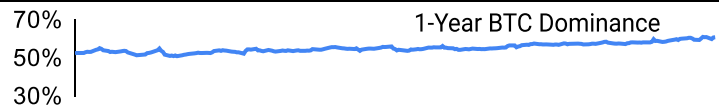
Crypto Leaderboard

Rank	Name	Ticker	Price	24h	7d	30d	24h Vol \$m	MC \$m	1-Year Chart
1	Bitcoin	BTC	\$98,586	5%	13%	46%	121,188	1,950,571	
2	Ethereum	ETH	\$3,361	9%	10%	28%	54,850	404,945	
3	Tether	USDT	\$1.00	0%	0%	0%	133,998	130,327	
4	Solana	SOL	\$257	10%	23%	53%	14,321	121,733	
5	BNB	BNB	\$624	3%	0%	5%	2,264	91,097	
6	XRP Ledger	XRP	\$1.19	8%	54%	123%	10,172	67,483	
7	Dogecoin	DOGE	\$0.39	4%	8%	179%	9,422	57,221	
8	USD Coin	USDC	\$1.00	0%	0%	0%	11,669	37,906	
9	Lido stETH	STETH	\$3,360	9%	10%	28%	147	32,899	
10	Cardano	ADA	\$0.80	0%	38%	119%	2,534	28,606	

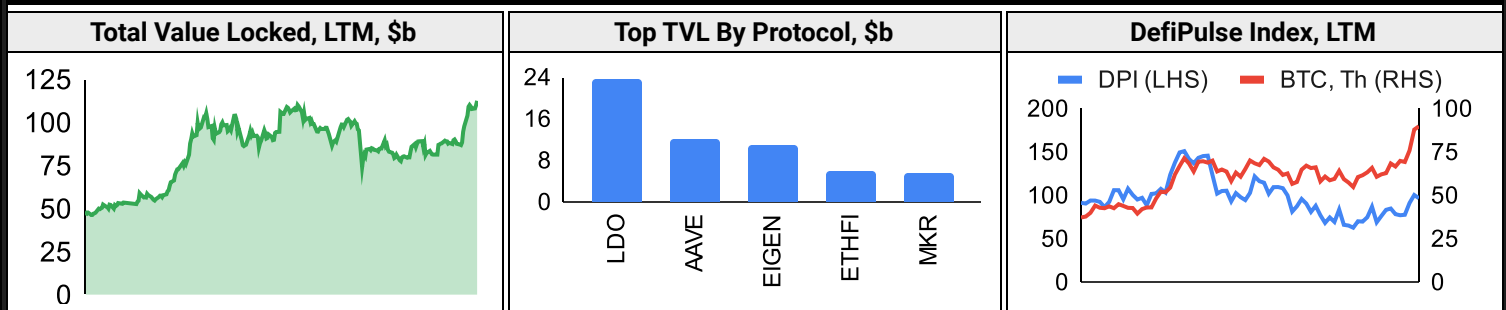
Top & Bottom Performers - Top 100 Tokens

24h		7 Days		30 Days		90 Days		365 Days	
OP	26%	OM	118%	DOGE	179%	OM	264%	OM	16624%
ARB	18%	HBAR	92%	XLM	156%	SUI	257%	PEPE	1777%
LDO	12%	XLM	86%	OM	155%	DOGE	245%	RAY	1465%
STRK	12%	XRP	54%	CRO	142%	RAY	233%	BONK	1051%
XTZ	-2%	FDUSD	0%	TAO	-5%	MATIC	-17%	ATOM	-28%
KAS	-2%	RUNE	-1%	FET	-5%	TON	-18%	POL	-42%
RENDER	-4%	POPCAT	-5%	TIA	-7%	MKR	-25%	MATIC	-42%
PNUT	-9%	WIF	-9%	IMX	-8%	AR	-32%	LDO	-52%

Category Performance

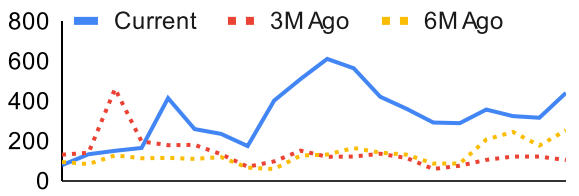
Category	7d	30d	90d	180d	365d	Ecosystem	7d	30d	90d	180d	365d
Meme	4%	62%	105%	28%	287%	Ethereum	16%	24%	10%	-20%	-9%
Currency	27%	58%	51%	30%	78%	Cosmos	20%	21%	22%	-23%	42%
CEXs	14%	36%	38%	25%	52%	Solana	9%	20%	26%	-10%	130%
Smart Contract	22%	34%	33%	-4%	68%	Avalanche	14%	20%	15%	-17%	27%
DEX	17%	26%	29%	-7%	85%	Tron	6%	17%	-2%	50%	121%
Lending	10%	22%	16%	-4%	45%	Polygon	9%	12%	11%	-29%	8%
Scaling	23%	20%	14%	-37%	16%	Polkadot	10%	3%	8%	-37%	5%
IoT/Data/Comp.	15%	14%	9%	-20%	48%	BSC	7%	1%	9%	-29%	27%
Privacy	12%	10%	0%	-12%	-1%						
Gaming/Entertai	11%	8%	14%	-34%	-13%						
Other DeFi	-1%	-2%	-7%	-32%	-3%						

DeFi

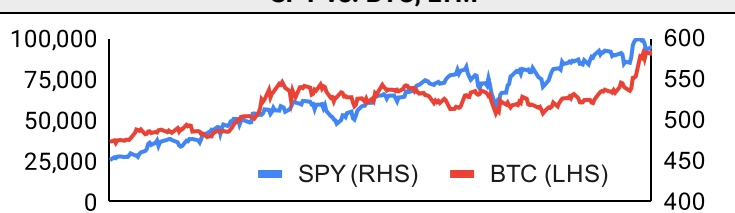


Trading Volume

Aggregate Volumes by Product, \$b					Top Derivatives Exchanges, \$m and bps					Top Spot Exchanges, \$m		
Product	1d	7d	30d	O/I	Exchange	1d Vol	O/I	Mkr	Tkr	Exchange	Mkts	1d Vol
Spot	119	813.2	2460	n/a	Binance	129,135	30,133	2.0	4.0	Binance	1,677	41,868
Perpetuals	405	2,340	7,680	763	Bybit	52,412	21,667	2.0	5.5	Bybit	1,062	8,920
Futures	0	3	13	1	OKX	51,796	9,999	2.0	5.0	Coinbase	411	7,881
Options	6	25	119	n/a	Bitget	47,912	16,738	2.0	6.0	OKX	784	7,393

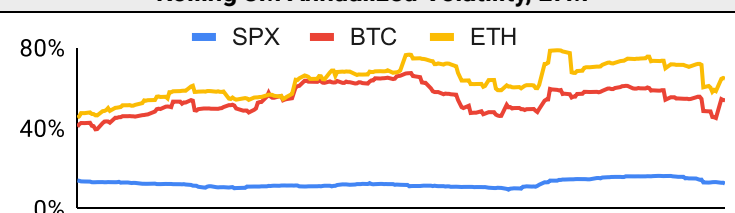
Daily Spot Volume, Top 100 Tokens Last 20d, \$b				Top Volume, 1d, \$m		Top Volume, %20d Avg		Low Volume, %20d Avg	
				USDT	192,910	BCH	321%	LBTC	0%
				BTC	103,254	BSV	264%	LEO	17%
				ETH	50,310	OP	262%	CRO	46%
				USDC	14,454	ARB	236%	MATIC	49%
				FDUSD	11,431	WBTC	203%	RETH	55%

Traditional Finance

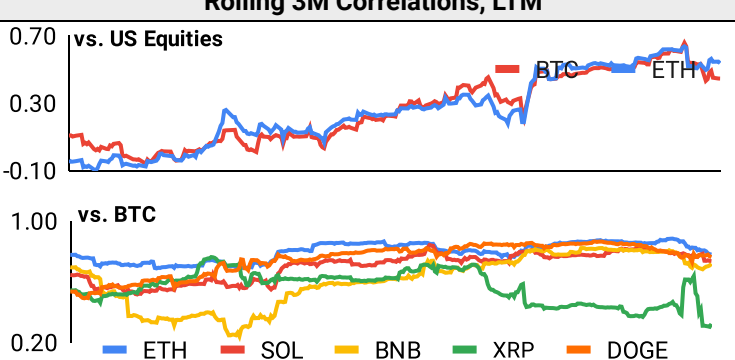
Global Equity Markets							SPY vs. BTC, LTM	
	US	USGrwth	UK	Germany	Japan	HK		
1D	0%	1%	-1%	0%	0%	-1%	SPY (RHS)	BTC (LHS)
7D	-1%	-2%	1%	0%	-1%	-2%		
90D	5%	4%	7%	-2%	-4%	10%		
365D	30%	29%	15%	12%	9%	-4%		

10-Year Treasury Yields							Commodities & FX					
	US	Brazil	UK	Germany	Japan	HK	Last	WTI	Gas	Gold	USD/EUR	USD/JPY
Last	4.43%	12.82%	4.44%	2.33%	1.09%	3.35%	Last	70.2	3.38	2,672	0.95	154.5
1d Chg	0.02	-0.11	0.00	0.01	-0.01	-0.06	1d % Chg	2.1%	5.8%	0.8%	0.6%	-0.6%

Volatility

Annualized Volatility							Rolling 3M Annualized Volatility, LTM		
	BTC	ETH	SOL	BNB	XRP	DOGE			
30D	60%	78%	84%	45%	126%	161%	SPX	BTC	ETH
90D	49%	63%	71%	41%	86%	112%			
180D	50%	62%	77%	51%	80%	97%			
365D	53%	63%	86%	57%	71%	100%			

Correlations

Intra-Crypto Correlations, LTM							Rolling 3M Correlations, LTM		
	BTC	ETH	SOL	BNB	XRP	DOGE			
BTC							vs. US Equities	BTC	ETH
ETH	0.80						vs. BTC	ETH	SOL
SOL	0.70	0.66						BNB	XRP
BNB	0.60	0.60	0.51					DOGE	
XRP	0.49	0.47	0.43	0.32					
DOGE	0.77	0.66	0.59	0.47	0.47				

Stablecoins

Stablecoin Market Size and Volume, \$m					Stablecoin Dominance (LHS) & Market Cap \$b (RHS), LTM	
Ticker	Price	1d Vol	20d Avg Vol	Market Cap		
USDT	1.00	192,910	143,418	130,171		
USDC	1.00	14,454	11,371	37,670		
DAI	1.00	187	140	5,365		
USDe	1.00	232	121	3,614		
USDD	1.00	8	8	761		
FRAX	1.00	23	13	647		

Ethereum Mainnet & Layer 2s

Mainnet & Layer 2 Transactions (m/day) and L2 TVL (\$m)					Transactions (m/day), Rolling 90-Day Average, LTM					
Network	1d	30d Avg	TVL	Tech Type						
Base	7.7	206.3		Optimistic Rollup						
Taiko	4.2	117.5		Optimistic Rollup						
Arbitrum One	2.0	63.9		Optimistic Rollup						
Ethereum	1.2	35.2	-	mainnet						
OP Mainnet	0.9	25.5		Optimistic Rollup						
Blast	0.5	16.4		Optimistic Rollup						
Starknet	0.2	15.6		ZK Rollup						
World Chain	0.5	14.3								
Linea	0.3	7.2		ZK Rollup						
Scroll	0.1	6.6		ZK Rollup						

Layer 2 Token Performance & Market Cap (\$b)					
	ARB	STX	IMX	MNT	OP
24h Return	+17.	+6.25%	+7.94%	+10.75%	+25.60%
Market Cap	3.2	2.9	2.8	2.7	2.6

NFTs and DAOs

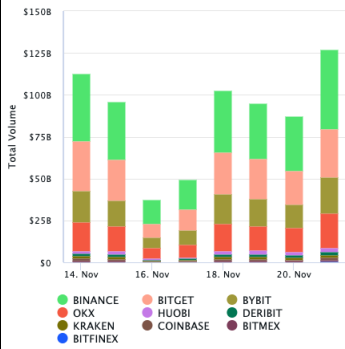
NFT Collection Stats (\$; Volume, MC in \$m)						DAO Treasury Amount (\$m) and Composition					
Collection	Floor	% Listed	3M Ret.	3M Vol	Market Cap	DAO	Treasury	Stables	BTC/ETH	Own Tokens	Other
CryptoPunks	120,148	41%	66%	124,497	1,200	Optimism	4,300	0%	0%	100%	0%
Bored Ape Yacht C	43,700	54%	29%	47,339	437	Uniswap	3,688	0%	0%	100%	0%
Pudgy Penguins	39,596	56%	45%	47,654	352	Mantle	2,667	1%	7%	87%	4%
Milady Maker	20,625	53%	106%	29,920	206	Arbitrum	2,286	0%	2%	98%	0%
Autoglyphs	333,743	32%	21%	765	171	ENS	1,281	2%	7%	86%	5%
Chromie Squiggle	15,932	28%	40%	1,798	159	Ethereum	903	0%	100%	0%	0%
Azuki	15,569	40%	27%	18,669	156	Gnosis	466	4%	14%	54%	27%
Mutant Ape Yacht	7,163	60%	27%	23,160	140	Golem	450	0%	89%	11%	0%
Bitcoin Puppets	13,926	66%	165%	15,134	139	Merit Circle	346	6%	1%	91%	2%
NodeMonkes	12,148	54%	43%	16,608	122	Lido	271	7%	45%	46%	2%

Crypto News

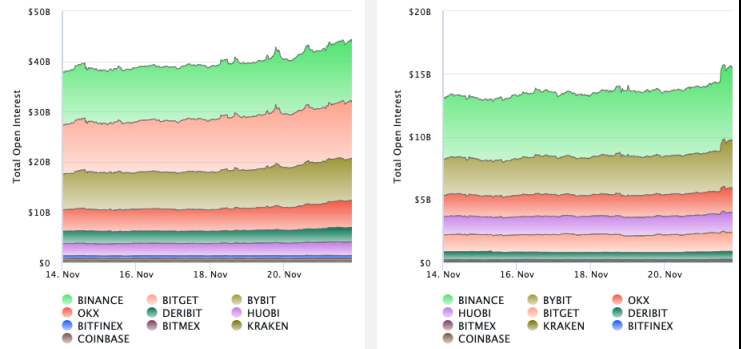
- [Stocks Settle Mostly Higher on Strength in Nvidia and Big Tech - Nasdaq](#)
- [Bitcoin Climbs Closer to \\$100,000 on Trump's Support for Crypto - Yahoo Finance](#)
- [Shanghai court says crypto ownership legal in China amid bitcoin price surge - South China Morning Post](#)
- [North Korea hackers behind 2019 \\$42 mln Ethereum heist, South Korea police say - Reuters](#)
- [Japan passes stimulus package, commits to crypto tax reform - Cointelegraph](#)
- [Ethereum falls to 4-year low against Bitcoin as BTC breaks above \\$94k - CryptoSlate](#)
- [Deutsche Bank, UBS settle tokenized deposit payments in Bundesbank Trigger solution experiment - Ledger Insights](#)
- [Gary Gensler announces departure from SEC, effective Jan. 20 - Blockworks](#)
- [U.S. SEC Loses Crypto Lawsuit Over 'Dealer' Definition That Pushed Into Crypto - CoinDesk](#)

Crypto Futures

Futures Volume (BTC LHS ; ETH RHS), 1d



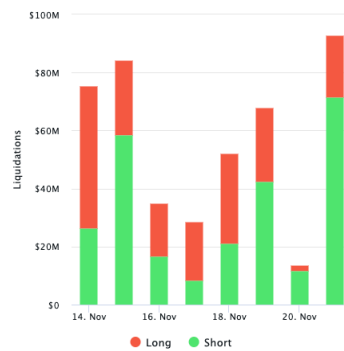
Futures Open Interest (BTC LHS ; ETH RHS)



OI Weighted Funding Rate (BTC LHS ; ETH RHS), 1d

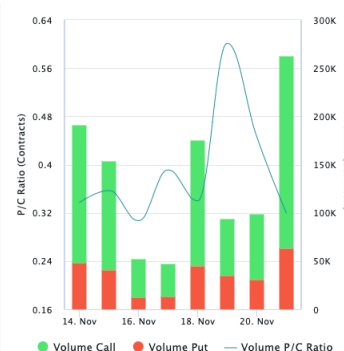
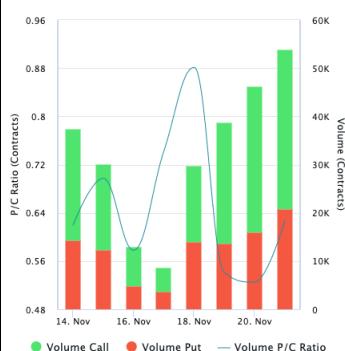


Liquidations (BTC LHS ; ETH RHS), 1d

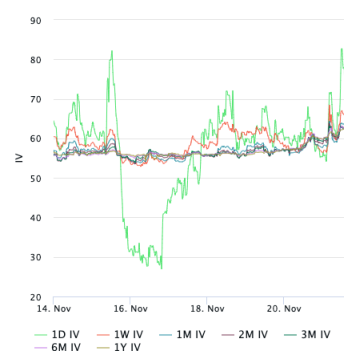


Crypto Options

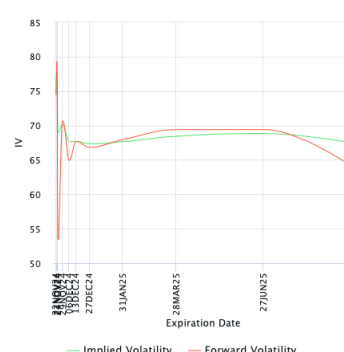
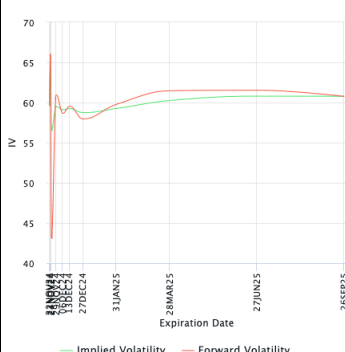
Options Volume & Put/Call Ratio (BTC LHS ; ETH RHS), 1d



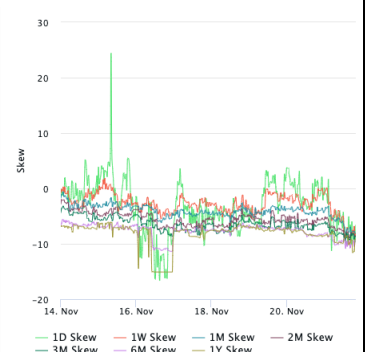
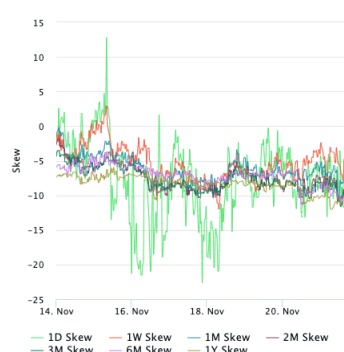
ATM Implied Volatility (BTC LHS ; ETH RHS)



ATM Implied Vol Term Structure (BTC LHS ; ETH RHS)



25 Delta Skew (BTC LHS ; ETH RHS)





November 21, 2024

About GSR

GSR has over a decade of extensive experience in the crypto market, serving as a trusted liquidity provider and active, multi-stage investor. Our suite of services includes OTC Trading, Derivatives, and Market Making. GSR is actively involved in every major sector of the digital asset ecosystem, working with token issuers, institutional investors, miners, and leading trading venues.

For more information or if we can help with anything, please see gsr.io or contact us at gsr@gsr.io.

Follow GSR for more content: [Twitter](#) [Telegram](#) [LinkedIn](#)

Authors

Brian Rudick, Senior Strategist	Twitter	Telegram
Carlos Guzman, Research Analyst	Twitter	Telegram
Toe Bautista, Research Analyst	Twitter	Telegram

Required Disclosures

This material is provided by GSR (the "Firm") solely for informational purposes, is intended only for sophisticated, institutional investors and does not constitute an offer or commitment, a solicitation of an offer or commitment, or any advice or recommendation, to enter into or conclude any transaction (whether on the terms shown or otherwise), or to provide investment services in any state or country where such an offer or solicitation or provision would be illegal. The Firm is not and does not act as an advisor or fiduciary in providing this material. GSR is not authorised or regulated in the UK by the Financial Conduct Authority. The protections provided by the UK regulatory system will not be available to you. Specifically, information provided herein is intended for institutional persons only and is not suitable for retail persons in the United Kingdom, and no solicitation or recommendation is being made to you in regards to any products or services.

This material is not a research report, and not subject to any of the independence and disclosure standards applicable to research reports prepared pursuant to FINRA or CFTC research rules. This material is not independent of the Firm's proprietary interests, which may conflict with the interests of any counterparty of the Firm. The Firm trades instruments discussed in this material for its own account, may trade contrary to the views expressed in this material, and may have positions in other related instruments.

Information contained herein is based on sources considered to be reliable, but is not guaranteed to be accurate or complete. Any opinions or estimates expressed herein reflect a judgment made by the author(s) as of the date of publication, and are subject to change without notice. Trading and investing in digital assets involves significant risks including price volatility and illiquidity and may not be suitable for all investors. The Firm is not liable whatsoever for any direct or consequential loss arising from the use of this material. Copyright of this material belongs to GSR. Neither this material nor any copy thereof may be taken, reproduced or redistributed, directly or indirectly, without prior written permission of GSR

Notes & Sources

All options data is based on Deribit and derivatives graphics are from Laevidas. Market returns are based on price returns for the following ETFs: VOO, QQQ, EWU, EWG, EWJ, and EWH. Onchain volumes are not considered and thus certain token volumes may be understated (e.g., stETH).

CoinGecko	Santiment	DefiLlama	CoinMarketCap	Laevidas
L2Beat	Google Finance	TradingView	Deribit	WorldCoinIndex
Cryptorank	Investing.com	NFT Price Floor	CryptoSlate	