


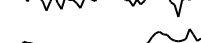








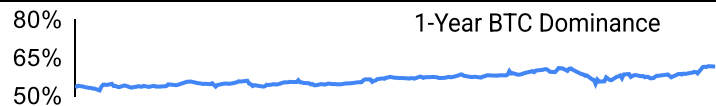
Crypto Leaderboard

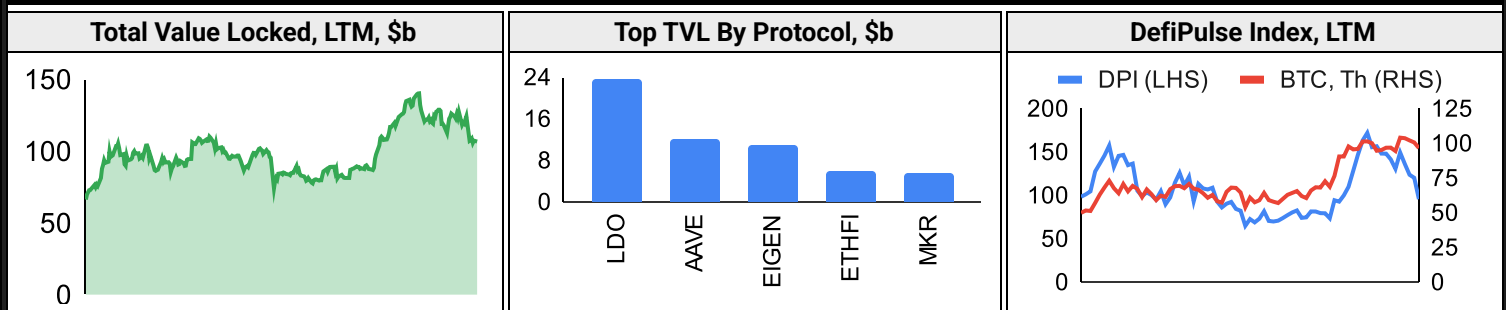
Rank	Name	Ticker	Price	24h	7d	30d	24h Vol \$m	MC \$m	1-Year Chart
1	Bitcoin	BTC	\$98,145	2%	-3%	4%	33,977	1,947,293	
2	Ethereum	ETH	\$2,676	2%	-7%	-18%	17,853	322,698	
3	XRP Ledger	XRP	\$2.46	2%	-9%	-4%	4,838	142,032	
4	Tether	USDT	\$1.00	0%	0%	0%	43,695	141,632	
5	Solana	SOL	\$208	5%	-3%	11%	4,512	101,674	
6	BNB	BNB	\$608	-3%	-1%	-13%	1,234	88,837	
7	USD Coin	USDC	\$1.00	0%	0%	0%	7,225	56,373	
8	Dogecoin	DOGE	\$0.25	1%	-11%	-25%	1,422	37,555	
9	Cardano	ADA	\$0.71	4%	-12%	-28%	772	25,546	
10	Lido stETH	STETH	\$2,668	2%	-7%	-18%	66	25,091	

Top & Bottom Performers - Top 100 Tokens

24h		7 Days		30 Days		90 Days		365 Days	
TAO	12%	LTC	11%	OM	59%	BGB	358%	OM	1929%
LTC	12%	TRX	4%	DEXE	23%	OM	303%	BGB	882%
APT	10%	OM	2%	GT	18%	HBAR	275%	PEPE	879%
STX	9%	LEO	1%	LTC	14%	XRP	248%	DEXE	554%
TRUMP	-1%	DEXE	-18%	LBTC	-41%	SEI	-51%	IMX	-70%
FLR	-1%	RAY	-19%	ENA	-45%	STX	-52%	ARB	-76%
BNB	-3%	ENA	-26%	PEPE	-45%	BONK	-52%	TRUMP	-79%
DEXE	-8%	TRUMP	-32%	TRUMP	-83%	TRUMP	-68%	TIA	-83%

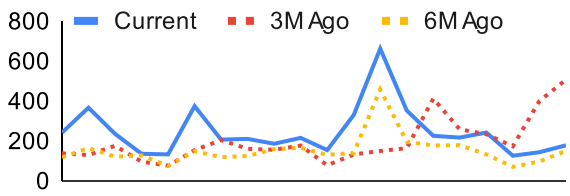
Category Performance

Category	7d	30d	90d	180d	365d	Ecosystem	7d	30d	90d	180d	365d
Lending	-7%	-8%	-5%	28%	31%	Tron	2%	-11%	5%	73%	87%
Other DeFi	-7%	-9%	29%	27%	10%	Solana	-9%	-22%	0%	10%	1%
Currency	0%	-12%	53%	95%	87%	Cosmos	16%	-23%	-17%	-10%	-29%
CEXs	-16%	-17%	3%	40%	64%	Avalanche	-7%	-24%	-6%	24%	-1%
Privacy	-1%	-23%	7%	15%	11%	Ethereum	-9%	-29%	4%	28%	-12%
Meme	-9%	-26%	-35%	50%	114%	BSC	-2%	-30%	-32%	-14%	-31%
Smart Contract	-5%	-27%	-4%	24%	-5%	Polkadot	-5%	-30%	-14%	7%	-26%
Scaling	-7%	-27%	-17%	3%	-46%	Polygon	-7%	-31%	-20%	2%	-27%
DEX	-7%	-31%	-11%	16%	-4%						
IoT/Data/Comp.	-8%	-31%	-18%	-2%	-31%						
Gaming/Entertai	-6%	-36%	-11%	10%	-33%						

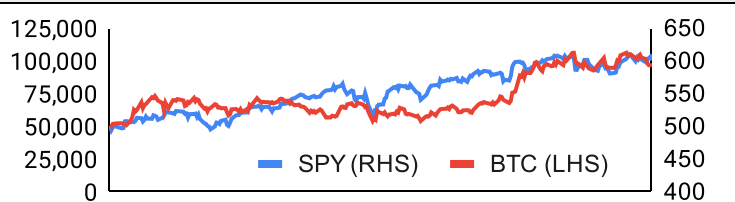
DeFi


Trading Volume

Aggregate Volumes by Product, \$b					Top Derivatives Exchanges, \$m and bps				Top Spot Exchanges, \$m			
Product	1d	7d	30d	O/I	Exchange	1d Vol	O/I	Mkr	Tkr	Exchange	Mkts	1d Vol
Spot	51	629.55	2260	n/a	Binance	57,599	24,081	2.0	4.0	Binance	1,787	18,407
Perpetuals	180	2,110	7,700	1,040	Bybit	23,148	16,931	2.0	5.5	Bybit	1,137	5,671
Futures	0	3	11	1	Bitget	22,930	15,932	2.0	6.0	Coinbase	417	3,005
Options	0	0	2	n/a	OKX	23,366	6,954	2.0	5.0	OKX	893	2,794

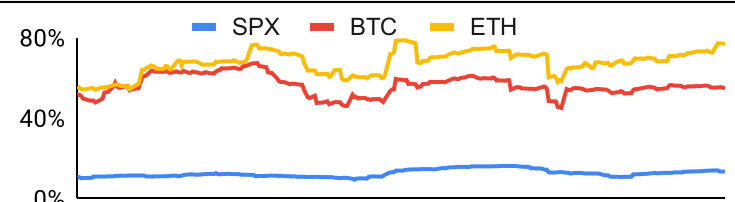
Daily Spot Volume, Top 100 Tokens Last 20d, \$b				Top Volume, 1d, \$m		Top Volume, %20d Avg		Low Volume, %20d Avg	
				USDT	81,889	THETA	141%	TRUMP	24%
				BTC	38,385	LTC	129%	JUP	27%
				ETH	19,636	STX	120%	RSETH	30%
				USDC	7,348	APT	118%	GT	31%
				XRP	5,502	RETH	114%	WEETH	42%

Traditional Finance

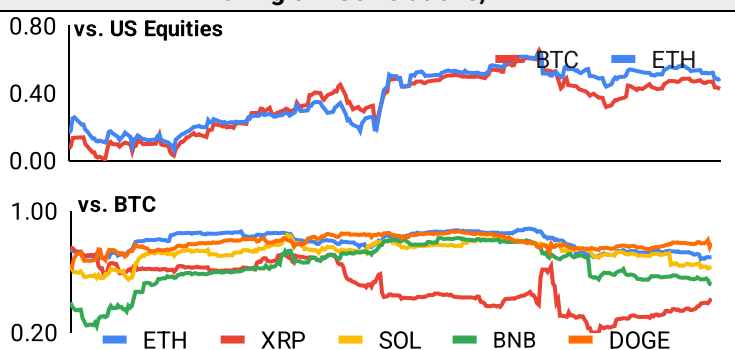
Global Equity Markets							SPY vs. BTC, LTM	
	US	USGrwth	UK	Germany	Japan	HK		
1D	-1%	-1%	0%	-1%	-1%	-1%	SPY (RHS)	BTC (LHS)
7D	0%	0%	-2%	0%	0%	-2%		
90D	0%	2%	-2%	8%	-1%	-10%		
365D	21%	21%	0%	18%	3%	2%		

10-Year Treasury Yields							Commodities & FX					
	US	Brazil	UK	Germany	Japan	HK	Last	WTI	Gas	Gold	USD/EUR	USD/JPY
Last	4.48%	14.83%	4.50%	2.36%	1.31%	3.65%	Last	71.8	3.40	0	0.97	151.8
1d Chg	0.00	0.00	0.02	-0.01	0.00	-0.06	1d % Chg	1.2%	2.6%	59.1%	0.0%	0.3%

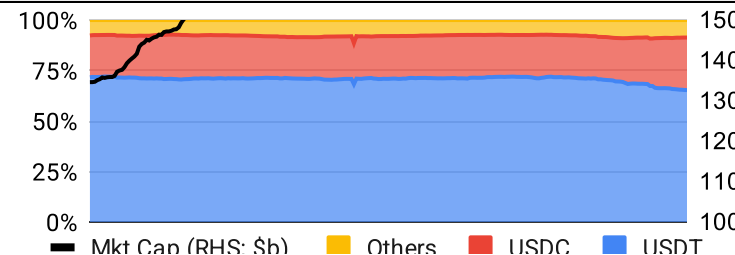
Volatility

Annualized Volatility							Rolling 3M Annualized Volatility, LTM				
	BTC	ETH	XRP	SOL	BNB	DOGE					
30D	40%	66%	100%	103%	48%	97%	SPX	BTC	ETH		
90D	44%	66%	133%	86%	55%	94%					
180D	47%	63%	102%	77%	49%	103%					
365D	53%	66%	89%	84%	59%	106%					

Correlations

Intra-Crypto Correlations, LTM							Rolling 3M Correlations, LTM					
	BTC	ETH	XRP	SOL	BNB	DOGE						
BTC							vs. US Equities	BTC	ETH			
ETH	0.80						vs. BTC	ETH	XRP	SOL	BNB	DOGE
XRP	0.45	0.44										
SOL	0.72	0.66	0.40									
BNB	0.65	0.63	0.32	0.59								
DOGE	0.79	0.68	0.46	0.62	0.52							

Stablecoins

Stablecoin Market Size and Volume, \$m					Stablecoin Dominance (LHS) & Market Cap \$b (RHS), LTM	
Ticker	Price	1d Vol	20d Avg Vol	Market Cap		
USDT	1.00	81,889	110,870	141,659		
USDC	1.00	7,348	10,308	56,419		
USDe	1.00	76	105	6,049		
DAI	1.00	189	243	5,365		
FDUSD				1,822		
USDO	1.00			1,161		

Ethereum Mainnet & Layer 2s

Mainnet & Layer 2 Transactions (m/day) and L2 TVL (\$m)					Transactions (m/day), Rolling 90-Day Average, LTM																													
Network	1d	30d Avg	TVL	Tech Type																														
Base	7.6	288.9		Optimistic Rollup	<table border="1"> <thead> <tr> <th colspan="6">Layer 2 Token Performance & Market Cap (\$b)</th> </tr> <tr> <td></td> <td></td> <td></td> <td></td> <td></td> <td>0.544</td> </tr> <tr> <td>24h Return</td> <td></td> <td></td> <td></td> <td></td> <td></td> </tr> <tr> <td>Market Cap</td> <td>+0.46%</td> <td>+4.28%</td> <td>+4.87%</td> <td>+9.19%</td> <td>+1.49%</td> </tr> </thead> </table>						Layer 2 Token Performance & Market Cap (\$b)											0.544	24h Return						Market Cap	+0.46%	+4.28%	+4.87%	+9.19%	+1.49%
Layer 2 Token Performance & Market Cap (\$b)																																		
											0.544																							
24h Return																																		
Market Cap	+0.46%	+4.28%	+4.87%	+9.19%							+1.49%																							
Taiko	2.3	72.2		Optimistic Rollup																														
Arbitrum One	1.4	59.9		Optimistic Rollup																														
World Chain	1.4	48.5																																
Ethereum	1.2	37.4	-	mainnet																														
OP Mainnet	0.9	26.8		Optimistic Rollup																														
Lisk	0.6	16.5		Optimistic Rollup																														
Soneium	0.8	11.7																																
Blast	0.4	11.1		Optimistic Rollup																														
Mint	0.3	7.7		Optimistic Rollup																														

NFTs and DAOs

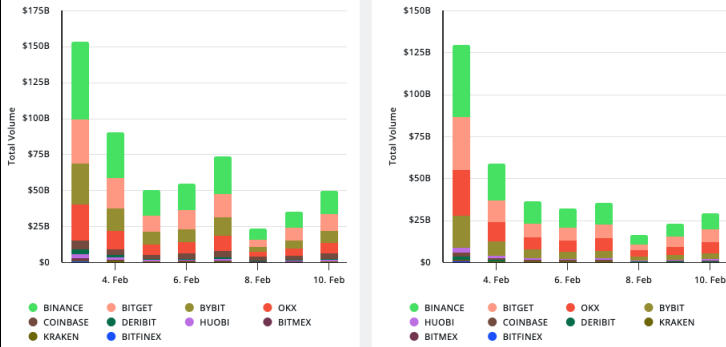
NFT Collection Stats (\$; Volume, MC in \$m)						DAO Treasury Amount (\$m) and Composition					
Collection	Floor	% Listed	3M Ret.	3M Vol	Market Cap	DAO	Treasury	Stables	BTC/ETH	Own Tokens	Other
CryptoPunks	96,424	41%	4%	116,558	964	Uniswap	3,683	0%	0%	100%	0%
Bored Ape Yacht C	38,036	54%	5%	105,473	380	Mantle	3,313	1%	4%	92%	2%
Pudgy Penguins	27,137	56%	-9%	450,788	241	Optimism	2,167	0%	0%	100%	0%
Autoglyphs	277,990	34%	-13%	2,445	142	ENS	1,823	1%	7%	91%	1%
Mutant Ape Yacht	6,164	60%	-1%	62,272	120	Arbitrum	1,344	0%	1%	99%	0%
Chromie Squiggle	11,887	28%	27%	4,141	119	Ethereum	713	0%	100%	0%	0%
Milady Maker	11,038	53%	-28%	76,535	110	Golem	349	0%	90%	10%	0%
Mad Lads	10,120	62%	54%	29,120	101	Gnosis	303	9%	4%	54%	33%
Doodles	9,843	39%	99%	86,429	98	Lido	272	8%	33%	58%	0%
Fidenza by Tyler H	15,900	50%	-3%	3,836	85	AAVE	253	22%	4%	63%	10%

Crypto News

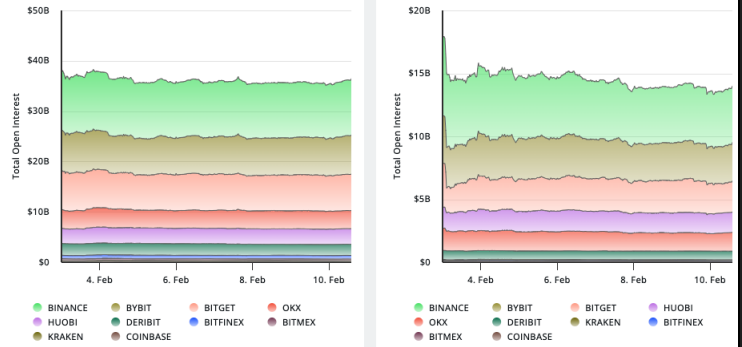
- [The race for the next big crypto ETF is on. Here's what investors should know - CNBC](#)
- [Trump says he will announce 25% steel and aluminum tariffs on Monday By Reuters - Investing.com](#)
- [Bitcoin's role as a reserve asset gains traction in US as states adopt - Cointelegraph](#)
- [More Than 800K Have Lost \\$2B on Trump's Meme Coin - The Daily Beast](#)
- [After rebrand, 'Strategy' shares 2025 targets - Blockworks](#)
- [Berachain mainnet debuts as BERA token hits \\$1B market cap - Blockworks](#)
- [Crypto Daybook Americas: Trump's Looming Tariff Escalation Fails to Rattle Bitcoin - CoinDesk](#)
- [U.S. Endowments Are Leaning Into Crypto: FT - CoinDesk](#)
- [Bitcoin HODLer Metaplanet Achieves \\$35M Unrealized Gains in 2024 Thanks to BTC Treasury - CoinDesk](#)

Crypto Futures

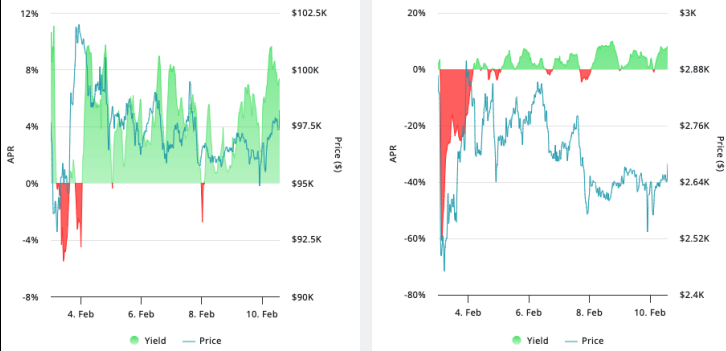
Futures Volume (BTC LHS ; ETH RHS), 1d



Futures Open Interest (BTC LHS ; ETH RHS)



OI Weighted Funding Rate (BTC LHS ; ETH RHS), 1d

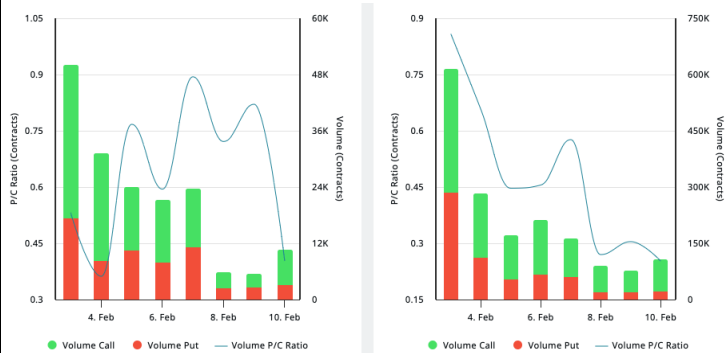


Liquidations (BTC LHS ; ETH RHS), 1d

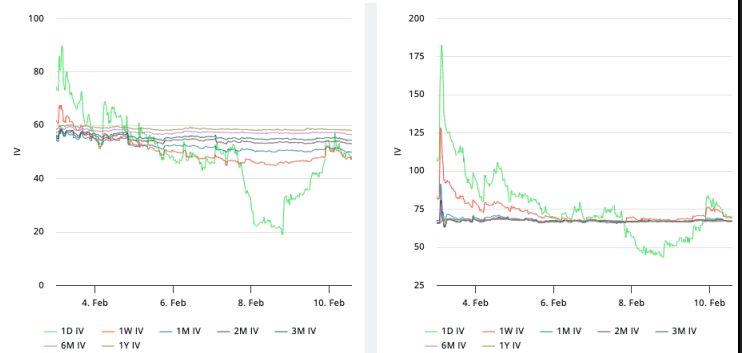


Crypto Options

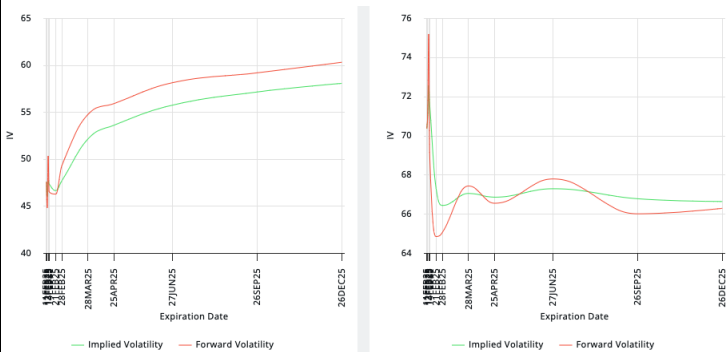
Options Volume & Put/Call Ratio (BTC LHS ; ETH RHS), 1d



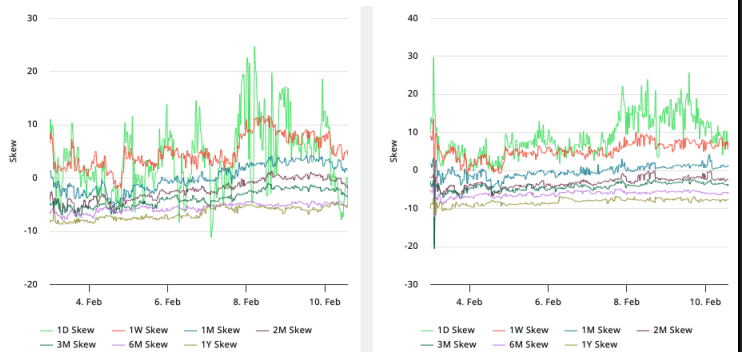
ATM Implied Volatility (BTC LHS ; ETH RHS)



ATM Implied Vol Term Structure (BTC LHS ; ETH RHS)



25 Delta Skew (BTC LHS ; ETH RHS)



About GSR

GSR has over a decade of extensive experience in the crypto market, serving as a trusted liquidity provider and active, multi-stage investor. Our suite of services includes OTC Trading, Derivatives, and Market Making. GSR is actively involved in every major sector of the digital asset ecosystem, working with token issuers, institutional investors, miners, and leading trading venues.

For more information or if we can help with anything, please see gsr.io or contact us at gsr@gsr.io.

Follow GSR for more content: [Twitter](#) [Telegram](#) [LinkedIn](#)

Authors

Brian Rudick, Senior Strategist	Twitter	Telegram
Carlos Guzman, Research Analyst	Twitter	Telegram
Toe Bautista, Research Analyst	Twitter	Telegram

Required Disclosures

This material is provided by GSR (the "Firm") solely for informational purposes. It is not intended to be advice or a recommendation to buy, sell or hold any investment mentioned. Investors should form their own views in relation to any proposed investment.

It is intended only for sophisticated, institutional investors and does not constitute an offer or commitment, a solicitation of an offer or commitment, or any advice or recommendation, to enter into or conclude any transaction (whether on the terms shown or otherwise), or to provide investment services in any state or country where such an offer or solicitation or provision would be illegal. The Firm is not and does not act as an advisor or fiduciary in providing this material.

This material is not an independent research report, and has not been prepared in accordance with any legal requirements by any regulator (including the FCA, FINRA or CFTC) designed to promote the independence of investment research.

This material is not independent of the Firm's proprietary interests, which may conflict with the interests of any counterparty of the Firm. The Firm may trade investments discussed in this material for its own account, may trade contrary to the views expressed in this material, and may have positions in other related instruments. The Firm is not subject to any prohibition on dealing ahead of the dissemination of this material.

Information contained herein is based on sources considered to be reliable, but is not guaranteed to be accurate or complete.

Any opinions or estimates expressed herein reflect a judgment made by the author(s) as of the date of publication, and are subject to change without notice. The Firm does not plan to update this information.

Trading and investing in digital assets involves significant risks including price volatility and illiquidity and may not be suitable for all investors. The Firm is not liable whatsoever for any direct or consequential loss arising from the use of this material.

Copyright of this material belongs to GSR. Neither this material nor any copy thereof may be taken, reproduced or redistributed, directly or indirectly, without prior written permission of GSR.

Please see [here](#) for additional Regulatory Legal Notices relevant to US, UK and Singapore

Notes & Sources

All options data is based on Deribit and derivatives graphics are from Laevidas. Market returns are based on price returns for the following ETFs: VOO, QQQ, EWU, EWG, EWJ, and EWH. Onchain volumes are not considered and thus certain token volumes may be understated (e.g., stETH).

CoinGecko	Santiment	DefiLlama	CoinMarketCap	Laevidas
L2Beat	Google Finance	TradingView	Deribit	WorldCoinIndex
Cryptorank	Investing.com	NFT Price Floor	CryptoSlate	