











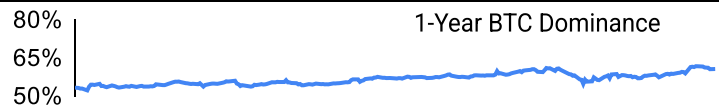
Crypto Leaderboard

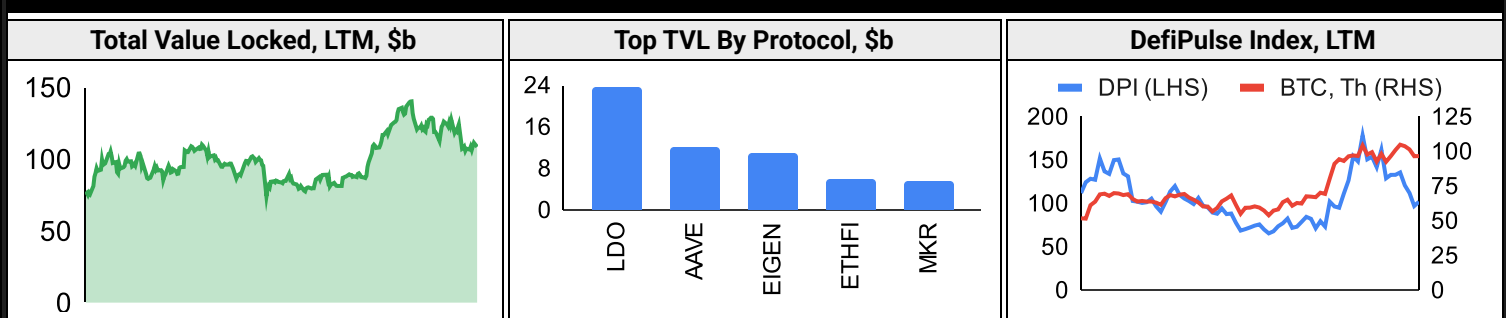
Rank	Name	Ticker	Price	24h	7d	30d	24h Vol \$m	MC \$m	1-Year Chart
1	Bitcoin	BTC	\$95,366	-1%	-1%	-8%	25,391	1,890,701	
2	Ethereum	ETH	\$2,703	3%	4%	-17%	23,567	325,350	
3	XRP Ledger	XRP	\$2.62	-3%	10%	-18%	4,278	151,633	
4	Tether	USDT	\$1.00	0%	0%	0%	58,769	142,000	
5	BNB	BNB	\$660	-1%	8%	-6%	1,079	96,372	
6	Solana	SOL	\$176	-4%	-10%	-31%	4,624	85,884	
7	USD Coin	USDC	\$1.00	0%	0%	0%	7,185	56,481	
8	Dogecoin	DOGE	\$0.26	-3%	2%	-34%	1,291	37,730	
9	Cardano	ADA	\$0.79	4%	14%	-26%	951	28,295	
10	Lido stETH	STETH	\$2,697	3%	4%	-17%	70	25,362	

Top & Bottom Performers - Top 100 Tokens

24h		7 Days		30 Days		90 Days		365 Days	
S	17%	OM	21%	OM	94%	BGB	274%	OM	2956%
OP	9%	LDO	18%	GT	14%	XRP	142%	PEPE	733%
PEPE	5%	ADA	14%	KCS	12%	GT	138%	DEXE	453%
ARB	5%	KAS	13%	XMR	9%	XDC	127%	BGB	386%
BNSOL	-4%	TRUMP	-9%	THETA	-41%	APT	-49%	IMX	-75%
RAY	-5%	RAY	-10%	PEPE	-45%	STX	-51%	ARB	-76%
JUP	-7%	SOL	-10%	ENA	-48%	SEI	-53%	SEI	-76%
TRUMP	-9%	BGB	-22%	BONK	-50%	BONK	-68%	TIA	-83%

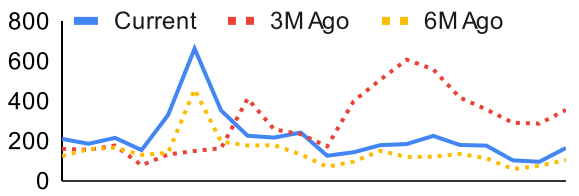
Category Performance

Category	7d	30d	90d	180d	365d	Ecosystem	7d	30d	90d	180d	365d
Lending	2%	-14%	-3%	16%	22%	Tron	-3%	-10%	2%	28%	63%
CEXs	-9%	-16%	7%	41%	68%	BSC	14%	-17%	-22%	-6%	-31%
Currency	2%	-17%	23%	95%	84%	Avalanche	3%	-27%	-6%	15%	-7%
Smart Contract	3%	-26%	-14%	20%	-12%	Cosmos	1%	-29%	-29%	-14%	-38%
Meme	2%	-27%	-32%	48%	103%	Ethereum	4%	-30%	3%	21%	-17%
Scaling	2%	-30%	-19%	-6%	-52%	Polygon	1%	-31%	-23%	-4%	-34%
IoT/Data/Comp.	3%	-31%	-23%	-6%	-44%	Polkadot	-3%	-32%	-23%	-6%	-37%
DEX	4%	-32%	-15%	14%	-9%	Solana	-6%	-34%	-28%	4%	-8%
Other DeFi	-8%	-32%	11%	14%	-16%						
Privacy	-11%	-33%	-13%	-1%	-7%						
Gaming/Entertai	-7%	-40%	-24%	4%	-40%						

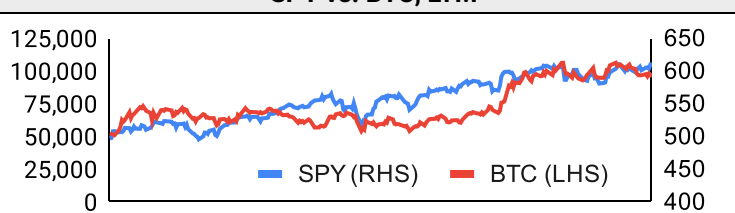
DeFi


Trading Volume

Aggregate Volumes by Product, \$b					Top Derivatives Exchanges, \$m and bps					Top Spot Exchanges, \$m		
Product	1d	7d	30d	O/I	Exchange	1d Vol	O/I	Mkr	Tkr	Exchange	Mkts	1d Vol
Spot	44	324.37	2170	n/a	Binance	56,294	24,330	2.0	4.0	Binance	1,801	17,102
Perpetuals	200	1,160	7,450	855	Bybit	22,282	17,331	2.0	5.5	Bybit	1,151	5,336
Futures	0	1	11	1	OKX	23,681	6,946	2.0	5.0	Coinbase	420	2,687
Options	0	0	2	n/a	Bitget	19,560	16,930	2.0	6.0	OKX	903	2,694

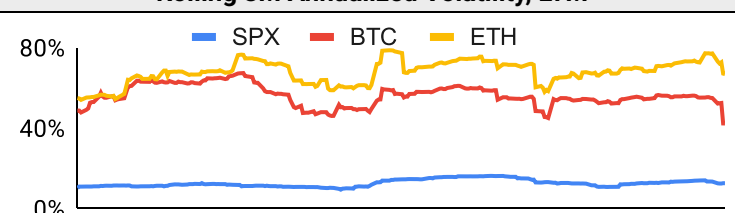
Daily Spot Volume, Top 100 Tokens Last 20d, \$b				Top Volume, 1d, \$m		Top Volume, %20d Avg		Low Volume, %20d Avg	
				USDT	74,997	RETH	271%	WBT	0%
				BTC	29,293	KCS	179%	TRUMP	26%
				ETH	24,312	METH	170%	JASMY	36%
				USDC	7,075	BGB	132%	FLR	45%
				FDUSD	4,949	INJ	104%	STETH	47%

Traditional Finance

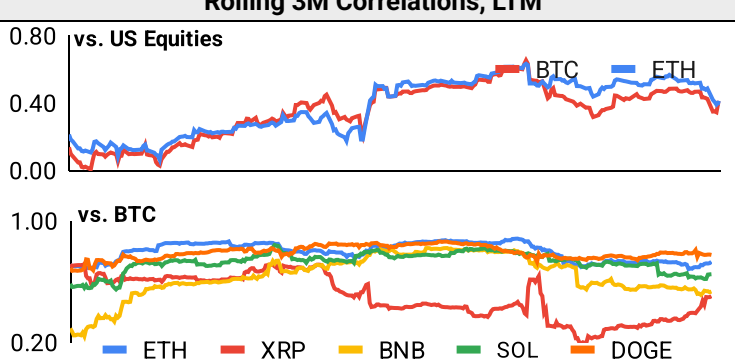
Global Equity Markets							SPY vs. BTC, LTM	
	US	USGrwth	UK	Germany	Japan	HK		
1D	0%	0%	0%	0%	0%	1%	125,000	650
7D	2%	3%	1%	5%	1%	5%	100,000	600
90D	4%	8%	0%	15%	3%	-1%	75,000	550
365D	22%	24%	2%	24%	3%	5%	50,000	500

10-Year Treasury Yields							Commodities & FX					
	US	Brazil	UK	Germany	Japan	HK	Last	WTI	Gas	Gold	USD/EUR	USD/JPY
Last	4.49%	14.63%	4.53%	2.48%	1.38%	3.73%	Last	71.4	3.60	0	0.95	151.5
1d Chg	0.02	-0.11	0.00	0.00	-0.01	-0.06	1d % Chg	1.0%	-3.3%	53.3%	0.0%	0.0%

Volatility

Annualized Volatility							Rolling 3M Annualized Volatility, LTM				
	BTC	ETH	XRP	BNB	SOL	DOGE					
30D	36%	58%	76%	60%	65%	81%	80%				
90D	43%	66%	117%	59%	83%	91%	40%				
180D	46%	64%	102%	51%	77%	103%	0%				
365D	53%	66%	89%	59%	84%	106%					

Correlations

Intra-Crypto Correlations, LTM							Rolling 3M Correlations, LTM	
	BTC	ETH	XRP	BNB	SOL	DOGE		
BTC							0.80	vs. US Equities
ETH	0.79						0.40	
XRP	0.44	0.43					0.00	
BNB	0.64	0.63	0.31				1.00	vs. BTC
SOL	0.72	0.65	0.40	0.58			0.20	
DOGE	0.79	0.68	0.46	0.52	0.62			

Stablecoins

Stablecoin Market Size and Volume, \$m					Stablecoin Dominance (LHS) & Market Cap \$b (RHS), LTM	
Ticker	Price	1d Vol	20d Avg Vol	Market Cap		
USDT	1.00	74,997	99,130	142,002		
USDC	1.00	7,075	8,912	56,474		
USDe	1.00	67	103	6,013		
DAI	1.00	186	234	5,367		
FDUSD				2,087		
USDO	1.00			1,137		

Ethereum Mainnet & Layer 2s

Mainnet & Layer 2 Transactions (m/day) and L2 TVL (\$m)					Transactions (m/day), Rolling 90-Day Average, LTM																													
Network	1d	30d Avg	TVL	Tech Type																														
Base	7.2	262.7		Optimistic Rollup	<table border="1"> <thead> <tr> <th colspan="6">Layer 2 Token Performance & Market Cap (\$b)</th> </tr> <tr> <td></td> <td></td> <td></td> <td></td> <td></td> <td>0.553</td> </tr> <tr> <td>24h Return</td> <td></td> <td></td> <td></td> <td></td> <td></td> </tr> <tr> <td>Market Cap</td> <td>+4.41%</td> <td>+5.22%</td> <td>+9.11%</td> <td>+0.02%</td> <td>+1.27%</td> </tr> </thead> </table>						Layer 2 Token Performance & Market Cap (\$b)											0.553	24h Return						Market Cap	+4.41%	+5.22%	+9.11%	+0.02%	+1.27%
Layer 2 Token Performance & Market Cap (\$b)																																		
											0.553																							
24h Return																																		
Market Cap	+4.41%	+5.22%	+9.11%	+0.02%							+1.27%																							
Taiko	2.2	73.8		Optimistic Rollup																														
Arbitrum One	1.2	57.3		Optimistic Rollup																														
World Chain	1.4	48.6																																
Ethereum	1.1	38.0	-	mainnet																														
OP Mainnet	0.7	26.7		Optimistic Rollup																														
Soneium	1.2	17.5																																
Lisk	0.6	17.4		Optimistic Rollup																														
Abstract	1.2	13.7																																
Blast	0.4	11.2		Optimistic Rollup																														

NFTs and DAOs

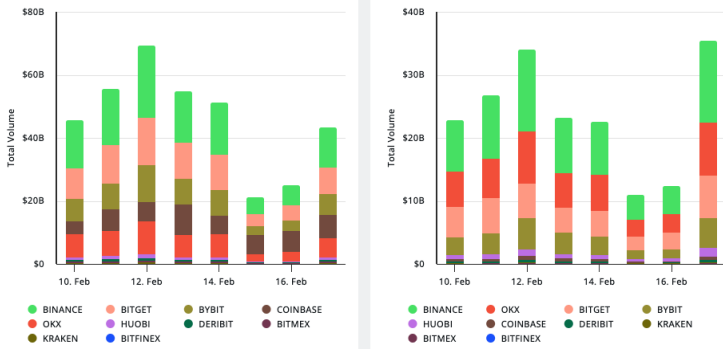
NFT Collection Stats (\$; Volume, MC in \$m)						DAO Treasury Amount (\$m) and Composition					
Collection	Floor	% Listed	3M Ret.	3M Vol	Market Cap	DAO	Treasury	Stables	BTC/ETH	Own Tokens	Other
CryptoPunks	97,940	42%	-11%	96,306	979	Uniswap	3,895	0%	0%	100%	0%
Bored Ape Yacht C	35,020	54%	-14%	104,976	350	Mantle	3,397	1%	3%	91%	5%
Pudgy Penguins	24,140	56%	-30%	469,617	215	Optimism	2,297	0%	0%	100%	0%
Autoglyphs	275,689	34%	-9%	2,445	141	ENS	1,902	1%	7%	91%	1%
Chromie Squiggle	12,391	28%	-3%	3,558	124	Arbitrum	1,398	0%	1%	99%	0%
Milady Maker	11,506	53%	-42%	80,404	115	Ethereum	679	0%	98%	0%	2%
Mutant Ape Yacht	5,463	60%	-18%	63,467	107	Golem	365	0%	88%	12%	0%
Doodles	10,235	39%	50%	111,946	102	Lido	306	8%	30%	61%	0%
Fidenza by Tyler H	101,169	50%	19%	3,478	101	Gnosis	291	8%	5%	53%	34%
Mad Lads	15,900	63%	-2%	27,908	84	AAVE	263	20%	4%	64%	12%

Crypto News

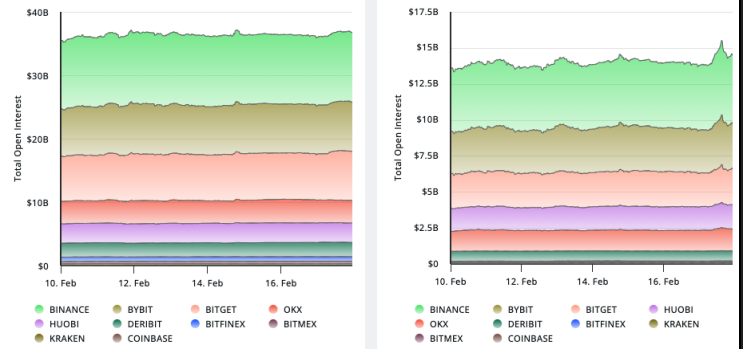
- [Argentina opposition calls for impeachment of Javier Milei after cryptocurrency collapse - The Guardian](#)
- [Solana, XRP Lead Crypto Drop With U.S. Closed for Presidents' Day - Yahoo Finance](#)
- [Sleuth says new evidence links Jack Dorsey to Bitcoin like never before - Cointelegraph](#)
- [The time to pick up the pace on CBDCs is now - OMFIE](#)
- [Poland risks legal action for failing to appoint digital regulator - Euronews](#)
- [Argentine lawyers accuse President Milei of fraud over cryptocurrency promotion - CNN](#)
- [U.S. Crypto Task Force to Focus on Delivering National Bitcoin \(BTC\) Reserve: Bernstein - CoinDesk](#)
- [Planned Cardano ETF signals a Grayscale strategy shift? - Blockworks](#)
- [Pump.fun releases mobile app - Blockworks](#)

Crypto Futures

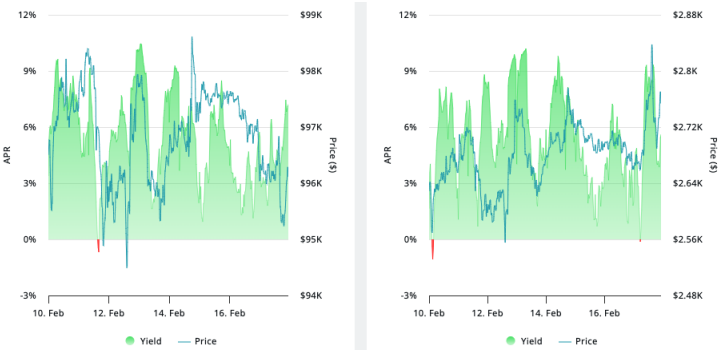
Futures Volume (BTC LHS ; ETH RHS), 1d



Futures Open Interest (BTC LHS ; ETH RHS)



OI Weighted Funding Rate (BTC LHS ; ETH RHS), 1d

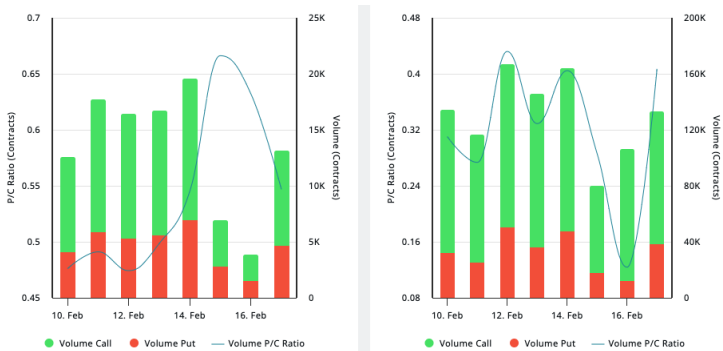


Liquidations (BTC LHS ; ETH RHS), 1d

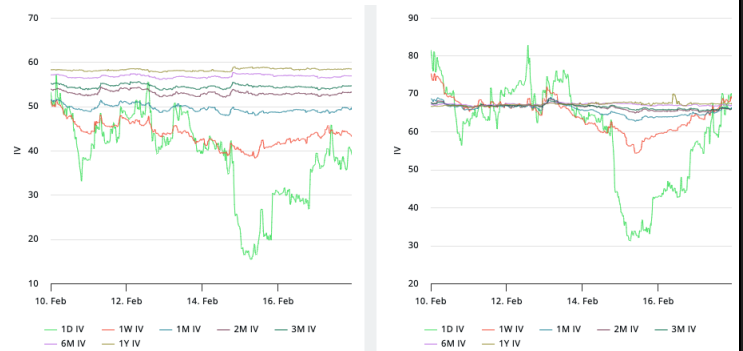


Crypto Options

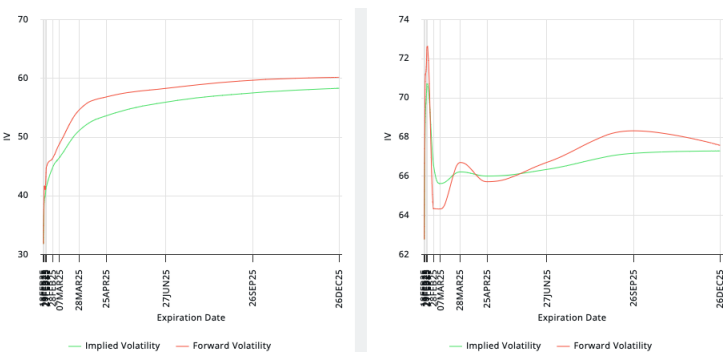
Options Volume & Put/Call Ratio (BTC LHS ; ETH RHS), 1d



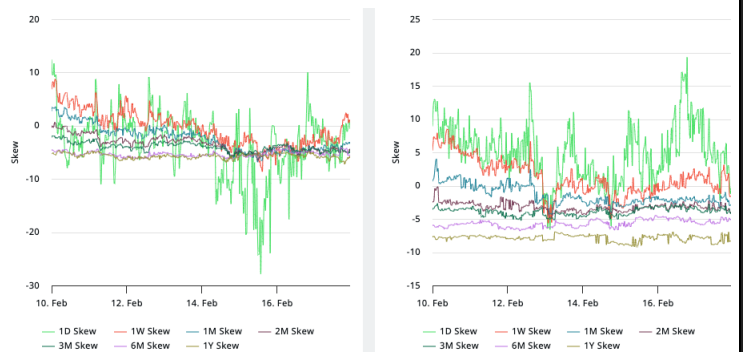
ATM Implied Volatility (BTC LHS ; ETH RHS)



ATM Implied Vol Term Structure (BTC LHS ; ETH RHS)



25 Delta Skew (BTC LHS ; ETH RHS)



About GSR

GSR has over a decade of extensive experience in the crypto market, serving as a trusted liquidity provider and active, multi-stage investor. Our suite of services includes OTC Trading, Derivatives, and Market Making. GSR is actively involved in every major sector of the digital asset ecosystem, working with token issuers, institutional investors, miners, and leading trading venues.

For more information or if we can help with anything, please see gsr.io or contact us at gsr@gsr.io.

Follow GSR for more content: [Twitter](#) [Telegram](#) [LinkedIn](#)

Authors

Brian Rudick, Senior Strategist	Twitter	Telegram
Carlos Guzman, Research Analyst	Twitter	Telegram
Toe Bautista, Research Analyst	Twitter	Telegram

Required Disclosures

This material is provided by GSR (the "Firm") solely for informational purposes. It is not intended to be advice or a recommendation to buy, sell or hold any investment mentioned. Investors should form their own views in relation to any proposed investment.

It is intended only for sophisticated, institutional investors and does not constitute an offer or commitment, a solicitation of an offer or commitment, or any advice or recommendation, to enter into or conclude any transaction (whether on the terms shown or otherwise), or to provide investment services in any state or country where such an offer or solicitation or provision would be illegal. The Firm is not and does not act as an advisor or fiduciary in providing this material.

This material is not an independent research report, and has not been prepared in accordance with any legal requirements by any regulator (including the FCA, FINRA or CFTC) designed to promote the independence of investment research.

This material is not independent of the Firm's proprietary interests, which may conflict with the interests of any counterparty of the Firm. The Firm may trade investments discussed in this material for its own account, may trade contrary to the views expressed in this material, and may have positions in other related instruments. The Firm is not subject to any prohibition on dealing ahead of the dissemination of this material.

Information contained herein is based on sources considered to be reliable, but is not guaranteed to be accurate or complete.

Any opinions or estimates expressed herein reflect a judgment made by the author(s) as of the date of publication, and are subject to change without notice. The Firm does not plan to update this information.

Trading and investing in digital assets involves significant risks including price volatility and illiquidity and may not be suitable for all investors. The Firm is not liable whatsoever for any direct or consequential loss arising from the use of this material.

Copyright of this material belongs to GSR. Neither this material nor any copy thereof may be taken, reproduced or redistributed, directly or indirectly, without prior written permission of GSR.

Please see [here](#) for additional Regulatory Legal Notices relevant to US, UK and Singapore

Notes & Sources

All options data is based on Deribit and derivatives graphics are from Laevidas. Market returns are based on price returns for the following ETFs: VOO, QQQ, EWU, EWG, EWJ, and EWH. Onchain volumes are not considered and thus certain token volumes may be understated (e.g., stETH).

CoinGecko	Santiment	DefiLlama	CoinMarketCap	Laevidas
L2Beat	Google Finance	TradingView	Deribit	WorldCoinIndex
Cryptorank	Investing.com	NFT Price Floor	CryptoSlate	