

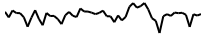









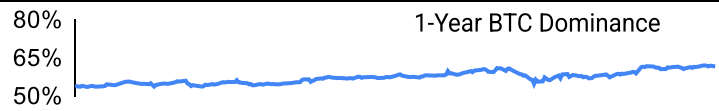
Crypto Leaderboard

Rank	Name	Ticker	Price	24h	7d	30d	24h Vol \$m	MC \$m	1-Year Chart
1	Bitcoin	BTC	\$84,185	0%	7%	-14%	25,473	1,670,072	
2	Ethereum	ETH	\$1,930	1%	4%	-28%	11,240	233,008	
3	Tether	USDT	\$1.00	0%	0%	0%	26,407	143,441	
4	XRP Ledger	XRP	\$2.36	2%	17%	-15%	2,974	136,943	
5	BNB	BNB	\$627	4%	18%	-5%	1,728	91,571	
6	Solana	SOL	\$128	-1%	9%	-34%	2,797	65,416	
7	USD Coin	USDC	\$1.00	0%	0%	0%	5,674	58,760	
8	Cardano	ADA	\$0.72	3%	8%	-7%	782	26,021	
9	Dogecoin	DOGE	\$0.17	2%	13%	-36%	1,034	25,897	
10	TRON	TRX	\$0.22	2%	-4%	-8%	698	20,838	

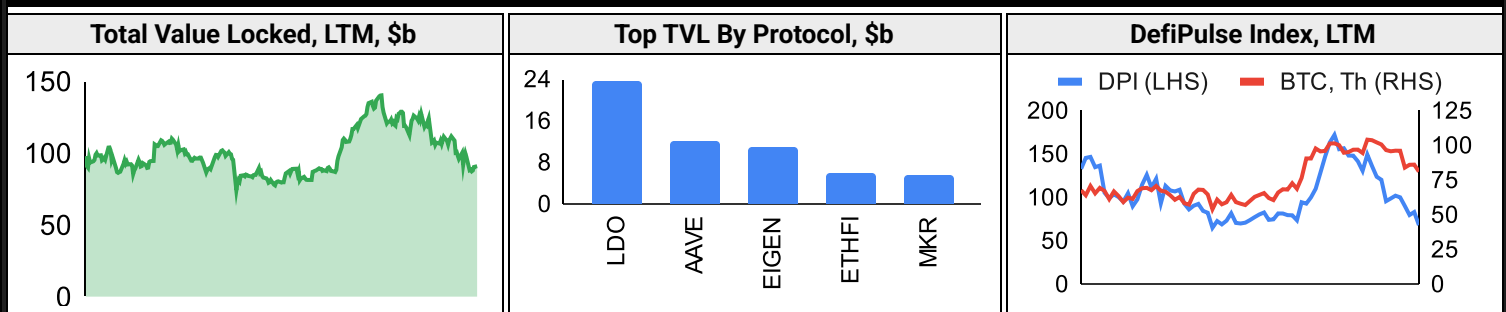
Top & Bottom Performers - Top 100 Tokens

24h		7 Days		30 Days		90 Days		365 Days	
TKX	10%	TON	37%	MKR	20%	DEXE	112%	OM	1044%
PEPE	8%	ATOM	28%	TIA	12%	OM	74%	BGB	413%
CRO	7%	KAS	27%	WBT	4%	GT	58%	XRP	281%
ICP	5%	PEPE	26%	BCH	3%	BGB	14%	WBT	248%
TIA	-2%	TRX	-4%	TRUMP	-36%	FET	-68%	ARB	-79%
IP	-4%	TRUMP	-5%	BONK	-38%	BONK	-69%	POL	-80%
SHIB	-5%	ENA	-9%	JUP	-44%	LBTC	-71%	IMX	-81%
PI	-6%	LBTC	-16%	LDO	-47%	STX	-72%	FET	-82%

Category Performance

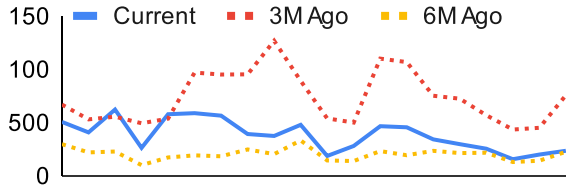
Category	7d	30d	90d	180d	365d	Ecosystem	7d	30d	90d	180d	365d
CEXs	12%	-10%	-17%	42%	12%	Tron	-3%	-12%	-28%	7%	18%
Privacy	9%	-11%	-38%	4%	-27%	BSC	22%	-15%	-48%	-25%	-58%
Lending	10%	-12%	-38%	1%	-27%	Ethereum	10%	-20%	-55%	-3%	-50%
Currency	10%	-17%	-32%	69%	32%	Avalanche	11%	-20%	-50%	-9%	-49%
Smart Contract	8%	-21%	-49%	0%	-47%	Polygon	12%	-22%	-54%	-19%	-62%
DEX	16%	-21%	-56%	-10%	-62%	Cosmos	14%	-22%	-54%	-28%	-68%
Other DeFi	9%	-22%	-27%	23%	-26%	Polkadot	13%	-24%	-53%	-24%	-66%
Scaling	14%	-22%	-55%	-24%	-69%	Solana	12%	-31%	-54%	-21%	-68%
IoT/Data/Comp.	13%	-23%	-58%	-26%	-64%						
Gaming/Entertai	10%	-26%	-57%	-22%	-71%						
Meme	11%	-29%	-56%	-4%	-43%						

DeFi

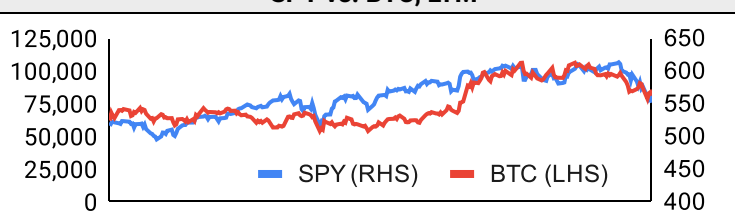


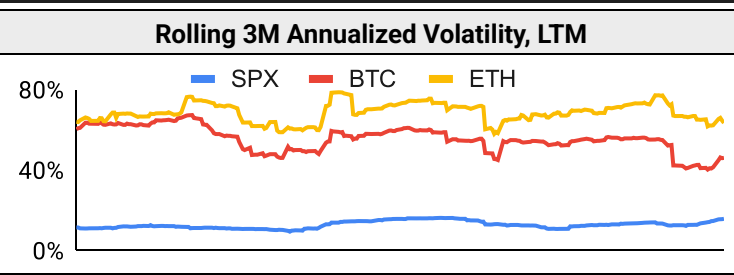
Trading Volume

Aggregate Volumes by Product, \$b					Top Derivatives Exchanges, \$m and bps					Top Spot Exchanges, \$m		
Product	1d	7d	30d	O/I	Exchange	1d Vol	O/I	Mkr	Tkr	Exchange	Mkts	1d Vol
Spot	30	325.72	1520	n/a	Binance	48,632	20,347	2.0	4.0	Binance	1,836	14,063
Perpetuals	140	1,520	7,250	844	Bybit	18,733	11,969	2.0	5.5	Bybit	1,198	2,053
Futures	0	1	7	1	OKX	21,140	6,344	2.0	5.0	Coinbase	432	2,249
Options	0	0	2	n/a	Bitget	17,658	12,187	2.0	6.0	OKX	1,020	2,215

Daily Spot Volume, Top 100 Tokens Last 20d, \$b				Top Volume, 1d, \$m		Top Volume, %20d Avg		Low Volume, %20d Avg	
				USDT	57,027	OKB	207%	RSETH	10%
				BTC	25,572	TON	153%	RETH	12%
				ETH	10,559	OM	149%	METH	25%
				USDC	7,202	GT	132%	STETH	29%
				FDUSD	4,050	BNB	132%	WSTETH	32%

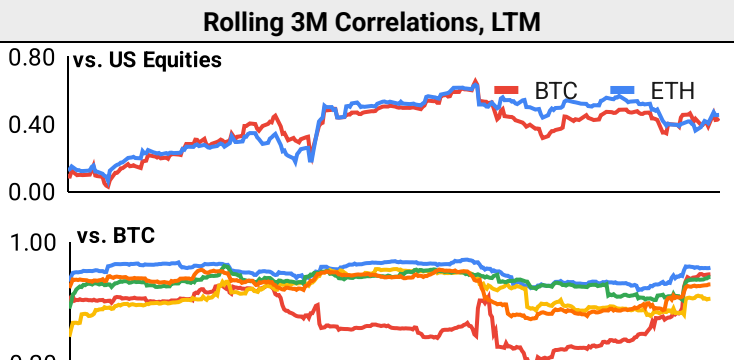
Traditional Finance

Global Equity Markets							SPY vs. BTC, LTM				
	US	USGrwth	UK	Germany	Japan	HK					
1D	-1%	-2%	-1%	-1%	0%	0%					
7D	-4%	-4%	5%	-3%	-1%	-1%					
90D	-9%	-12%	-6%	13%	0%	5%					
365D	7%	6%	14%	20%	0%	8%					

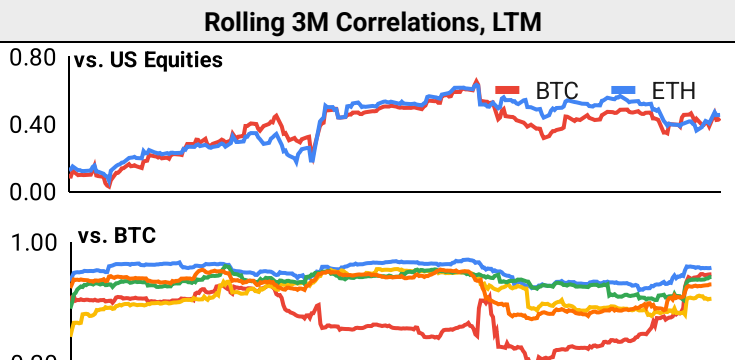
10-Year Treasury Yields							Commodities & FX				
	US	Brazil	UK	Germany	Japan	HK					
Last	4.28%	14.72%	4.70%	2.82%	1.49%	3.53%					
1d Chg	-0.03	0.04	0.06	0.02	-0.02	-0.06					

	WTI	Gas	Gold	USD/EUR	USD/JPY
Last	67.4	4.07	+0.12%	0.92	148.8
1d % Chg	0.7%	-0.9%	55.8%	-0.3%	0.1%

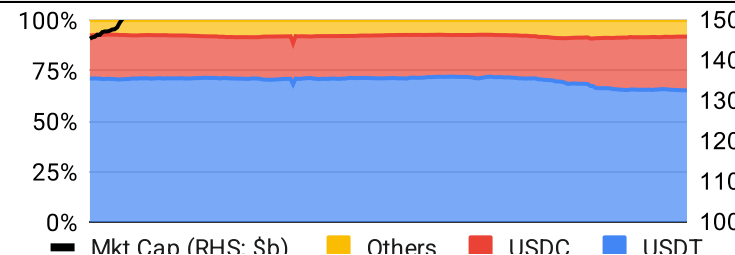
Volatility

Annualized Volatility							Rolling 3M Annualized Volatility, LTM				
	BTC	ETH	XRP	BNB	SOL	ADA					
30D	69%	101%	163%	64%	148%	286%					
90D	53%	77%	120%	57%	112%	180%					
180D	51%	72%	120%	54%	94%	149%					
365D	53%	70%	97%	55%	90%	115%					

Correlations

Intra-Crypto Correlations, LTM							Rolling 3M Correlations, LTM				
	BTC	ETH	XRP	BNB	SOL	ADA					
BTC											
ETH	0.82										
XRP	0.51	0.51									
BNB	0.70	0.70	0.40								
SOL	0.77	0.72	0.52	0.62							
ADA	0.63	0.65	0.69	0.50	0.66						

Stablecoins

Stablecoin Market Size and Volume, \$m					Stablecoin Dominance (LHS) & Market Cap \$b (RHS), LTM	
Ticker	Price	1d Vol	20d Avg Vol	Market Cap		
USDT	1.00	57,027	89,853	143,489		
USDC	1.00	7,202	10,279	58,752		
USDe	1.00	50	85	5,417		
DAI	1.00	114	144	5,366		
FDUSD				2,073		
USDO	1.00			985		

Ethereum Mainnet & Layer 2s

Mainnet & Layer 2 Transactions (m/day) and L2 TVL (\$m)					Transactions (m/day), Rolling 90-Day Average, LTM																													
Network	1d	30d Avg	TVL	Tech Type																														
Base	7.8	223.1		Optimistic Rollup	<table border="1"> <thead> <tr> <th colspan="6">Layer 2 Token Performance & Market Cap (\$b)</th> </tr> <tr> <th></th> <th>MNT</th> <th>ARB</th> <th>OP</th> <th>MOVE</th> <th>X</th> </tr> </thead> <tbody> <tr> <td>24h Return</td> <td>+2.34%</td> <td>+3.19%</td> <td>+3.60%</td> <td>-1%</td> <td>+2.67%</td> </tr> <tr> <td>Market Cap</td> <td>\$ 2.82</td> <td>\$ 1.62</td> <td>\$ 1.42</td> <td>\$ 1.09</td> <td>\$ 1.01</td> </tr> </tbody> </table>						Layer 2 Token Performance & Market Cap (\$b)							MNT	ARB	OP	MOVE	X	24h Return	+2.34%	+3.19%	+3.60%	-1%	+2.67%	Market Cap	\$ 2.82	\$ 1.62	\$ 1.42	\$ 1.09	\$ 1.01
Layer 2 Token Performance & Market Cap (\$b)																																		
	MNT	ARB	OP	MOVE							X																							
24h Return	+2.34%	+3.19%	+3.60%	-1%							+2.67%																							
Market Cap	\$ 2.82	\$ 1.62	\$ 1.42	\$ 1.09							\$ 1.01																							
Taiko Alethia	2.9	77.9																																
Arbitrum One	1.8	61.8		Optimistic Rollup																														
World Chain	1.4	44.7																																
Soneium	1.5	41.7																																
Ethereum	1.0	37.2	-	mainnet																														
OP Mainnet	0.7	27.4		Optimistic Rollup																														
Abstract	0.6	26.4																																
Starknet	1.7	12.0		ZK Rollup																														
Blast	0.4	10.7		Optimistic Rollup																														

NFTs and DAOs

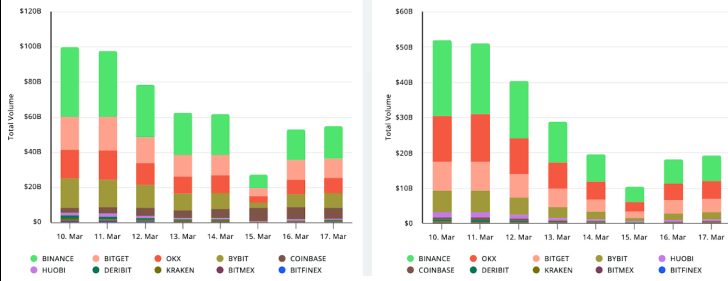
NFT Collection Stats (\$; Volume, MC in \$m)						DAO Treasury Amount (\$m) and Composition					
Collection	Floor	% Listed	3M Ret.	3M Vol	Market Cap	DAO	Treasury	Stables	BTC/ETH	Own Tokens	Other
CryptoPunks	73,725	41%	-52%	64,742	737	Mantle	2,685	1%	2%	92%	5%
Bored Ape Yacht Club	24,537	54%	-66%	59,151	245	Uniswap	2,448	0%	0%	100%	0%
Pudgy Penguins	17,340	56%	-71%	309,549	154	Optimism	1,722	0%	0%	100%	0%
Autoglyphs	229,952	33%	-54%	2,356	118	ENS	1,167	2%	5%	91%	1%
Mutant Ape Yacht Club	4,074	60%	-68%	30,011	79	Arbitrum	1,037	0%	1%	99%	0%
Chromie Squiggle	7,550	28%	-62%	2,026	76	Ethereum	470	0%	98%	0%	2%
Mad Lads	6,917	64%	-42%	19,564	69	Golem	251	0%	84%	16%	0%
The Band Bears	57,488	4%	85%	9,570	67	Olympus	234	74%	0%	26%	0%
Milady Maker	6,614	53%	-69%	67,161	66	Gnosis	224	9%	5%	51%	35%
Doodles	5,831	39%	-64%	102,028	58	AAVE	196	28%	4%	55%	13%

Crypto News

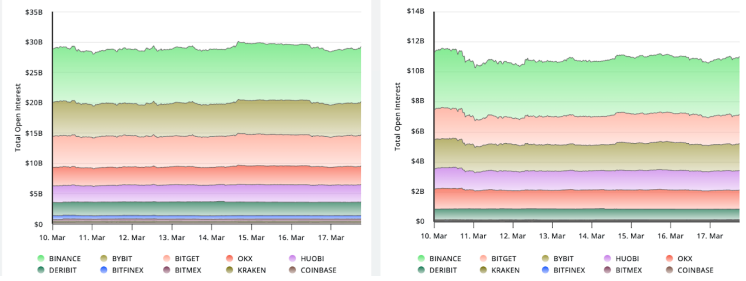
- [South Korea Dismisses Establishing Strategic Bitcoin Reserve - Bitcoin Magazine](#)
- [Bitcoin \(BTC\) Network Hashrate Inched Higher in March as Mining Economics Weakened: JPMorgan - CoinDesk](#)
- [Strategy Buys More Bitcoin After Announcing Preferred Sales - Bloomberg](#)
- [Nomura tests digital bond issuance settled using tokenized deposits - Ledger Insights](#)
- [Sam Altman's World Network and Razer Want to Defeat Gaming's Bot Problem - CoinDesk](#)
- [Developer Consensus May Be Converging on a Bitcoin Soft Fork Proposal: Blockspace - CoinDesk](#)
- [Kraken to Offer Superfast Trading With Planned Launch of Colocation Service - CoinDesk](#)
- [OKX Suspends DEX Aggregator as It 'Works Diligently' to Upgrade Security - CoinDesk](#)
- [Brazilian lawmaker introduces bill to regulate Bitcoin salaries - Cointelegraph](#)

Crypto Futures

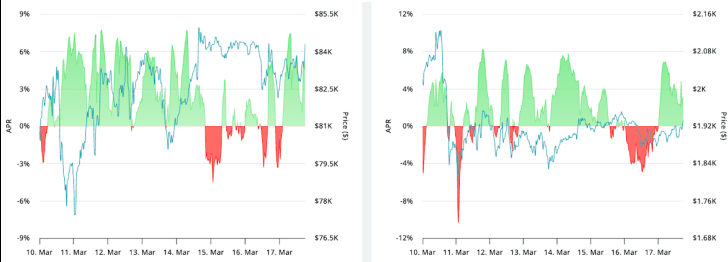
Futures Volume (BTC LHS ; ETH RHS), 1d



Futures Open Interest (BTC LHS ; ETH RHS)



OI Weighted Funding Rate (BTC LHS ; ETH RHS), 1d

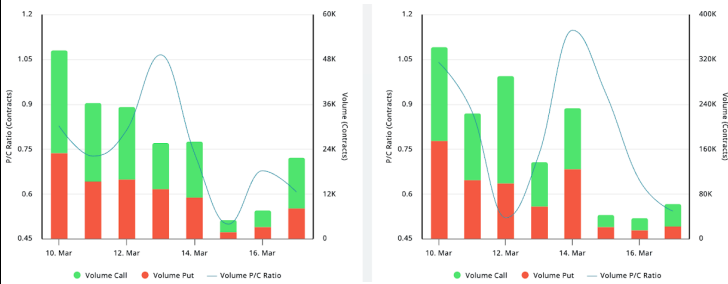


Liquidations (BTC LHS ; ETH RHS), 1d

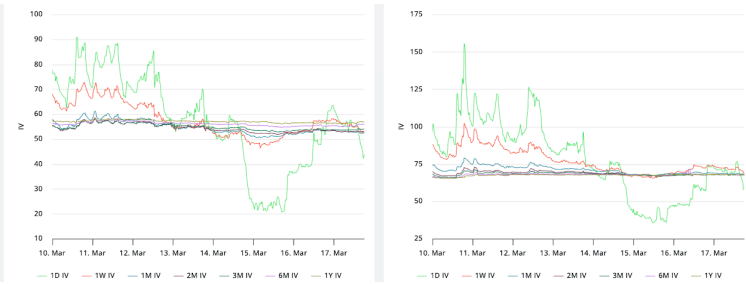


Crypto Options

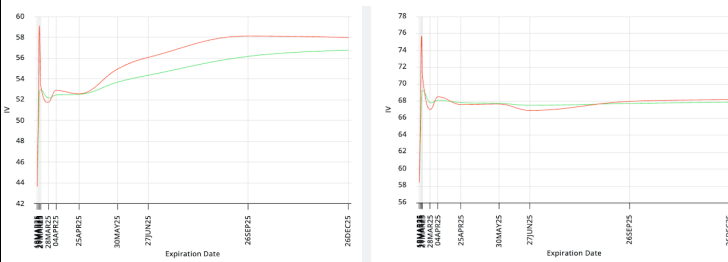
Options Volume & Put/Call Ratio (BTC LHS ; ETH RHS), 1d



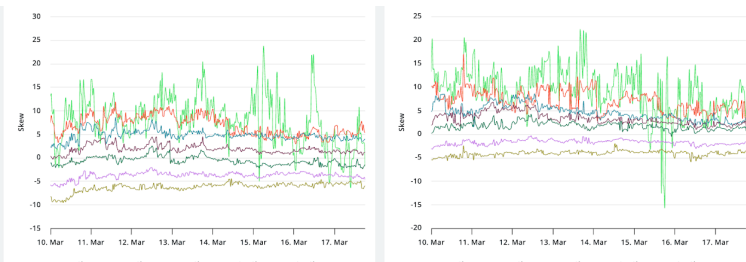
ATM Implied Volatility (BTC LHS ; ETH RHS)



ATM Implied Vol Term Structure (BTC LHS ; ETH RHS)



25 Delta Skew (BTC LHS ; ETH RHS)



About GSR

GSR has over a decade of extensive experience in the crypto market, serving as a trusted liquidity provider and active, multi-stage investor. Our suite of services includes OTC Trading, Derivatives, and Market Making. GSR is actively involved in every major sector of the digital asset ecosystem, working with token issuers, institutional investors, miners, and leading trading venues.

For more information or if we can help with anything, please see gsr.io or contact us at gsr@gsr.io.

Follow GSR for more content: [Twitter](#) [Telegram](#) [LinkedIn](#)

Authors

Brian Rudick, Senior Strategist	Twitter	Telegram
Carlos Guzman, Research Analyst	Twitter	Telegram
Toe Bautista, Research Analyst	Twitter	Telegram

Required Disclosures

This material is provided by GSR (the "Firm") solely for informational purposes. It is not intended to be advice or a recommendation to buy, sell or hold any investment mentioned. Investors should form their own views in relation to any proposed investment.

It is intended only for sophisticated, institutional investors and does not constitute an offer or commitment, a solicitation of an offer or commitment, or any advice or recommendation, to enter into or conclude any transaction (whether on the terms shown or otherwise), or to provide investment services in any state or country where such an offer or solicitation or provision would be illegal. The Firm is not and does not act as an advisor or fiduciary in providing this material.

This material is not an independent research report, and has not been prepared in accordance with any legal requirements by any regulator (including the FCA, FINRA or CFTC) designed to promote the independence of investment research.

This material is not independent of the Firm's proprietary interests, which may conflict with the interests of any counterparty of the Firm. The Firm may trade investments discussed in this material for its own account, may trade contrary to the views expressed in this material, and may have positions in other related instruments. The Firm is not subject to any prohibition on dealing ahead of the dissemination of this material.

Information contained herein is based on sources considered to be reliable, but is not guaranteed to be accurate or complete.

Any opinions or estimates expressed herein reflect a judgment made by the author(s) as of the date of publication, and are subject to change without notice. The Firm does not plan to update this information.

Trading and investing in digital assets involves significant risks including price volatility and illiquidity and may not be suitable for all investors. The Firm is not liable whatsoever for any direct or consequential loss arising from the use of this material.

Copyright of this material belongs to GSR. Neither this material nor any copy thereof may be taken, reproduced or redistributed, directly or indirectly, without prior written permission of GSR.

Please see [here](#) for additional Regulatory Legal Notices relevant to US, UK and Singapore

Notes & Sources

All options data is based on Deribit and derivatives graphics are from Laevidas. Market returns are based on price returns for the following ETFs: VOO, QQQ, EWU, EWG, EWJ, and EWH. Onchain volumes are not considered and thus certain token volumes may be understated (e.g., stETH).

CoinGecko	Santiment	DefiLlama	CoinMarketCap	Laevidas
L2Beat	Google Finance	TradingView	Deribit	WorldCoinIndex
Cryptorank	Investing.com	NFT Price Floor	CryptoSlate	