











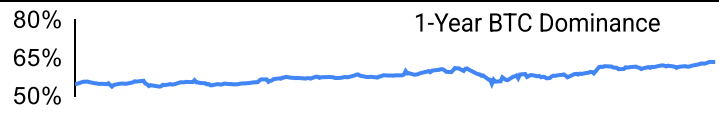
Crypto Leaderboard

Rank	Name	Ticker	Price	24h	7d	30d	24h Vol \$m	MC \$m	1-Year Chart
1	Bitcoin	BTC	\$79,324	2%	-5%	-4%	71,511	1,574,010	
2	Ethereum	ETH	\$1,506	0%	-17%	-21%	32,373	181,673	
3	Tether	USDT	\$1.00	0%	0%	0%	46,771	144,270	
4	XRP Ledger	XRP	\$1.94	5%	-6%	-10%	6,215	113,262	
5	BNB	BNB	\$571	1%	-3%	4%	1,355	83,244	
6	USD Coin	USDC	\$1.00	0%	0%	0%	15,916	59,836	
7	Solana	SOL	\$109	1%	-7%	-13%	7,317	56,392	
8	Dogecoin	DOGE	\$0.15	2%	-7%	-8%	1,912	22,450	
9	TRON	TRX	\$0.24	2%	-1%	5%	1,145	22,439	
10	Cardano	ADA	\$0.59	3%	-9%	-18%	1,372	21,377	

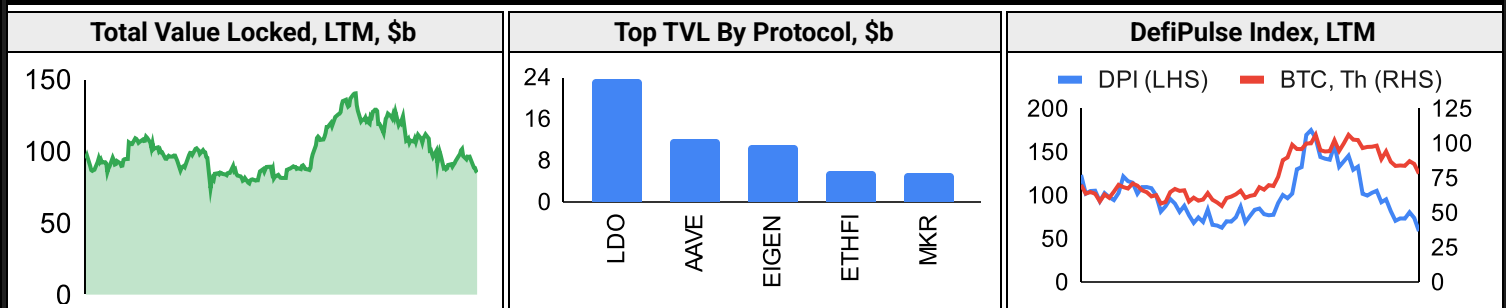
Top & Bottom Performers - Top 100 Tokens

24h		7 Days		30 Days		90 Days		365 Days	
FLR	23%	OKB	12%	EOS	27%	OM	60%	OM	603%
S	14%	FLR	8%	OKB	25%	XAUT	19%	BGB	234%
RENDER	12%	TAO	7%	MKR	12%	GT	16%	XRP	215%
TAO	11%	KAS	5%	TON	11%	OKB	8%	GT	173%
ATOM	-1%	WEETH	-17%	OP	-25%	THETA	-67%	ARB	-81%
TON	-4%	TON	-19%	AAVE	-29%	ENA	-67%	STX	-81%
IP	-5%	NEAR	-21%	JUP	-31%	FET	-67%	FET	-84%
EOS	-11%	EOS	-28%	TRUMP	-37%	TRUMP	-93%	TRUMP	-97%

Category Performance

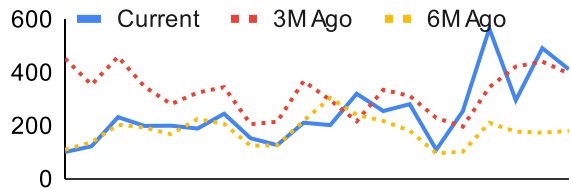
Category	7d	30d	90d	180d	365d	Ecosystem	7d	30d	90d	180d	365d
CEXs	-3%	1%	-26%	11%	3%	Tron	-3%	1%	-21%	8%	26%
Privacy	-5%	-1%	-33%	-1%	-30%	Ethereum	-11%	-11%	-53%	-19%	-55%
DEX	-8%	-7%	-54%	-28%	-61%	Cosmos	-8%	-11%	-55%	-42%	-74%
IoT/Data/Comp.	-6%	-8%	-55%	-39%	-67%	Avalanche	-8%	-11%	-50%	-29%	-54%
Meme	-6%	-9%	-55%	-28%	-52%	Solana	-9%	-13%	-56%	-41%	-68%
Lending	-7%	-11%	-35%	-21%	-44%	BSC	-11%	-15%	-52%	-49%	-69%
Smart Contract	-7%	-12%	-49%	-20%	-51%	Polygon	-13%	-19%	-57%	-39%	-68%
Currency	-7%	-15%	-37%	43%	4%	Polkadot	-14%	-24%	-61%	-47%	-74%
Gaming/Entertai	-9%	-16%	-61%	-40%	-73%						
Other DeFi	-15%	-18%	-59%	-38%	-63%						
Scaling	-11%	-28%	-63%	-51%	-81%						

DeFi

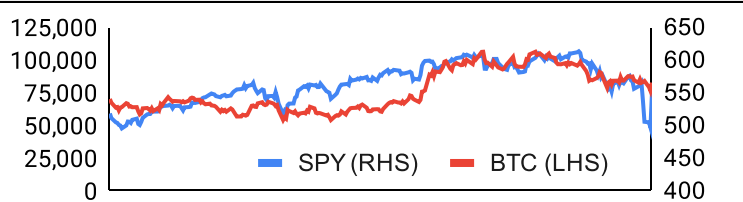


Trading Volume

Aggregate Volumes by Product, \$b					Top Derivatives Exchanges, \$m and bps					Top Spot Exchanges, \$m		
Product	1d	7d	30d	O/I	Exchange	1d Vol	O/I	Mkr	Tkr	Exchange	Mkts	1d Vol
Spot	68	280.52	1040	n/a	Binance	106,071	18,211	2.0	4.0	Binance	1,892	26,608
Perpetuals	333	1,470	4,950	1,250	Bybit	41,428	11,175	2.0	5.5	Bybit	1,171	4,265
Futures	0	1	5	1	OKX	48,957	5,798	2.0	5.0	Coinbase	435	4,864
Options	0	1	2	n/a	Bitget	38,968	11,937	2.0	6.0	Upbit	460	3,712

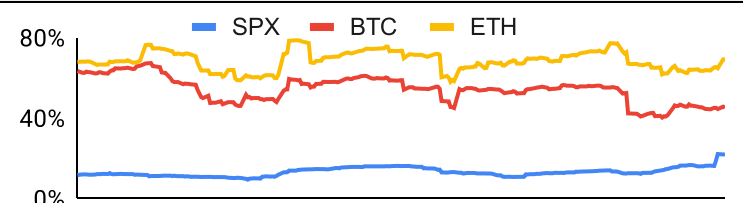
Daily Spot Volume, Top 100 Tokens Last 20d, \$b				Top Volume, 1d, \$m		Top Volume, %20d Avg		Low Volume, %20d Avg	
				USDT	118,440	DAI	438%	WBT	0%
				BTC	69,004	FLR	436%	WSTETH	79%
				ETH	31,835	STETH	229%	DEXE	80%
				USDC	17,939	ONDO	224%	FDUSD	86%
				XRP	7,235	BGB	220%	SUSDE	87%

Traditional Finance

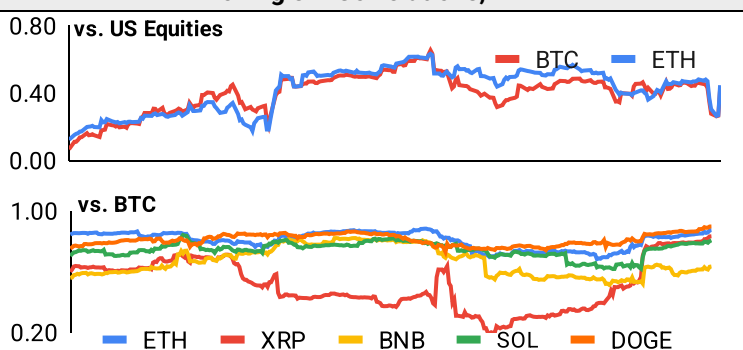
Global Equity Markets							SPY vs. BTC, LTM				
	US	USGrwth	UK	Germany	Japan	HK					
1D	9%	12%	-2%	9%	8%	4%					
7D	-4%	-2%	-3%	-3%	-3%	-11%					
90D	-8%	-10%	-7%	12%	-1%	-2%					
365D	5%	5%	7%	15%	-6%	0%					

10-Year Treasury Yields							Commodities & FX					
	US	Brazil	UK	Germany	Japan	HK		WTI	Gas	Gold	USD/EUR	USD/JPY
Last	4.36%	14.80%	4.69%	2.57%	1.35%	3.30%	Last	59.7	3.55	+0.35%	0.89	144.4
1d Chg	-0.04	-0.06	0.04	-0.02	-0.02	-0.06	1d % Chg	-4.3%	-7.0%	63.7%	-2.1%	-2.3%

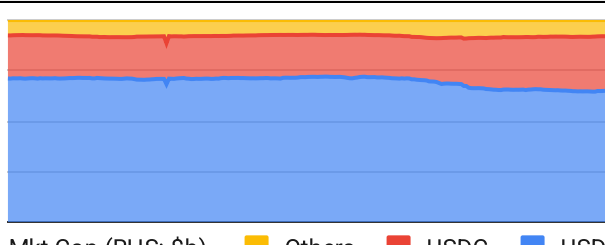
Volatility

Annualized Volatility							Rolling 3M Annualized Volatility, LTM				
	BTC	ETH	XRP	BNB	SOL	DOGE					
30D	57%	91%	95%	51%	103%	99%					
90D	55%	87%	124%	56%	117%	104%					
180D	53%	79%	124%	55%	99%	115%					
365D	52%	72%	99%	53%	90%	99%					

Correlations

Intra-Crypto Correlations, LTM							Rolling 3M Correlations, LTM				
	BTC	ETH	XRP	BNB	SOL	DOGE					
BTC											
ETH	0.82										
XRP	0.54	0.54									
BNB	0.68	0.69	0.40								
SOL	0.77	0.73	0.55	0.61							
DOGE	0.82	0.74	0.56	0.63	0.71						

Stablecoins

Stablecoin Market Size and Volume, \$m					Stablecoin Dominance (LHS) & Market Cap \$b (RHS), LTM	
Ticker	Price	1d Vol	20d Avg Vol	Market Cap		
USDT	1.00	118,440	71,990	144,295		150
USDC	1.00	17,939	11,507	59,904		140
DAI	1.00	2,596	592	5,366		130
USDe	1.00	84	108	5,044		120
FDUSD				1,776		110
PYUSD	1.00	127	71	810		100
					<div> <div></div> Mkt Cap (RHS: \$b) <div></div> Others <div></div> USDC <div></div> USDT </div>	

Ethereum Mainnet & Layer 2s

Mainnet & Layer 2 Transactions (m/day) and L2 TVL (\$m)					Transactions (m/day), Rolling 90-Day Average, LTM						
Network	1d	30d Avg	TVL	Tech Type							
Base	7.0	222.0		Optimistic Rollup							
Taiko Alethia	2.4	72.3									
Arbitrum One	2.9	66.2		Optimistic Rollup							
World Chain	1.6	46.8									
Soneium	1.0	39.1									
Ethereum	1.4	36.4	-	mainnet							
OP Mainnet	1.1	31.0		Optimistic Rollup	Layer 2 Token Performance & Market Cap (\$b)						
Starknet	0.8	21.0		ZK Rollup		MNT	ARB	OP	MOVE	STX	
Abstract	0.7	17.5			24h Return	+1.91%	+0.33%	+2.53%	-1%	+4.05%	
Blast	0.6	15.3		Optimistic Rollup	Market Cap	\$ 2.29	\$ 1.29	\$ 1.05	\$ 934.34	\$ 884.56	

NFTs and DAOs

NFT Collection Stats (\$; Volume, MC in \$m)						DAO Treasury Amount (\$m) and Composition					
Collection	Floor	% Listed	3M Ret.	3M Vol	Market Cap	DAO	Treasury	Stables	BTC/ETH	Own Tokens	Other
CryptoPunks	63,154	41%	-46%	64,803	632	Mantle	2,225	1%	2%	92%	5%
Bored Ape Yacht C	21,104	55%	-57%	47,470	211	Uniswap	1,899	0%	0%	100%	0%
Pudgy Penguins	13,748	56%	-82%	166,930	122	Optimism	1,275	0%	0%	100%	0%
Autoglyphs	178,317	33%	-55%	2,954	91	ENS	991	3%	5%	91%	1%
Mutant Ape Yacht	3,640	60%	-57%	24,440	71	Usual	820	0%	0%	0%	100%
Chromie Squiggle	6,538	28%	-58%	1,889	65	Arbitrum	798	0%	1%	99%	0%
Mad Lads	5,197	64%	-61%	11,856	52	Ethereum	418	0%	91%	0%	9%
Fidenza by Tyler H	48,279	51%	-66%	1,448	48	Sky	238	50%	0%	49%	0%
Milady Maker	4,712	53%	-59%	61,414	47	Golem	210	0%	84%	16%	0%
Doodles	4,205	39%	-73%	66,548	42	Gnosis	195	14%	5%	44%	37%

Crypto News

[Pakistan plans to fuel bitcoin mining with surplus electricity: Reuters - The Block](#)

[Digital Assets Subcommittee Holds First Market Structure Hearing This Congress - U.S. House Financial Services Committee \(.gov\)](#)

[NFT marketplace Magic Eden acquires Slingshot trading app - Blockworks](#)

[PancakeSwap veCAKE gets sliced in new proposal - Blockworks](#)

[Babylon, Which Has Over \\$4B BTC Locked, Launches Layer 1 'Genesis' to Advance Its BTC Yield Platform - CoinDesk](#)

[Atkins Confirmed by U.S. Senate to Take Over SEC Formerly Run by Gensler - CoinDesk](#)

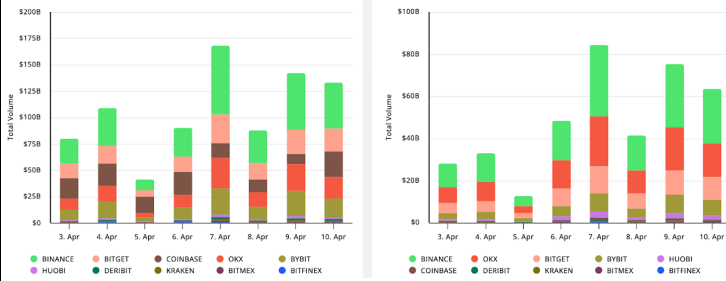
[Standard Chartered and OKX pilot crypto, tokenized fund collaterals - Cointelegraph](#)

[Cosmos launches Eureka to connect Ethereum and IBC networks - Cointelegraph](#)

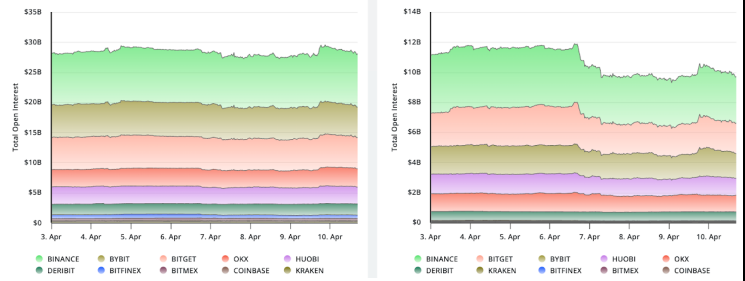
[Nasdaq files to list VanEck spot Avalanche ETF - Cointelegraph](#)

Crypto Futures

Futures Volume (BTC LHS ; ETH RHS), 1d



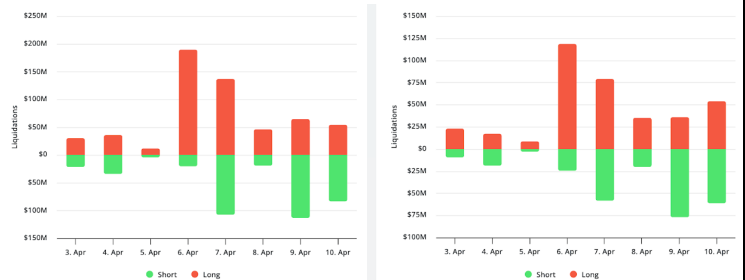
Futures Open Interest (BTC LHS ; ETH RHS)



OI Weighted Funding Rate (BTC LHS ; ETH RHS), 1d

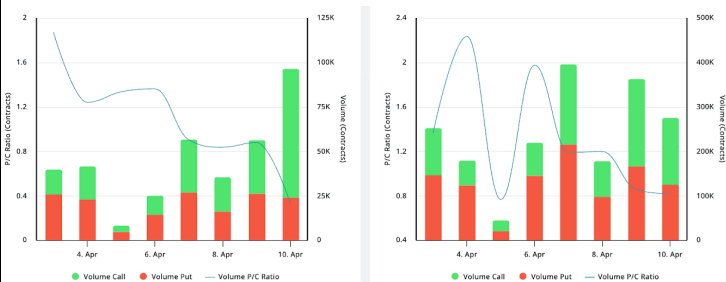


Liquidations (BTC LHS ; ETH RHS), 1d

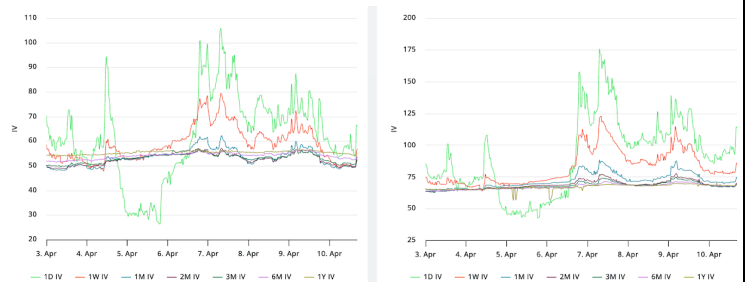


Crypto Options

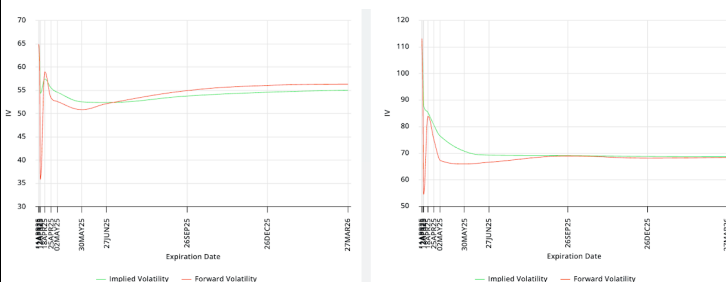
Options Volume & Put/Call Ratio (BTC LHS ; ETH RHS), 1d



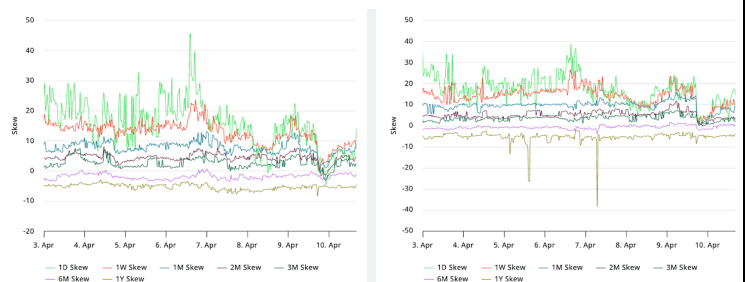
ATM Implied Volatility (BTC LHS ; ETH RHS)



ATM Implied Vol Term Structure (BTC LHS ; ETH RHS)



25 Delta Skew (BTC LHS ; ETH RHS)





April 10, 2025

About GSR

GSR has over a decade of extensive experience in the crypto market, serving as a trusted liquidity provider and active, multi-stage investor. Our suite of services includes OTC Trading, Derivatives, and Market Making. GSR is actively involved in every major sector of the digital asset ecosystem, working with token issuers, institutional investors, miners, and leading trading venues.

For more information or if we can help with anything, please see gsr.io or contact us at gsr@gsr.io.

Follow GSR for more content: [Twitter](#) [Telegram](#) [LinkedIn](#)

Authors

Brian Rudick, Senior Strategist	Twitter	Telegram
Carlos Guzman, Research Analyst	Twitter	Telegram
Toe Bautista, Research Analyst	Twitter	Telegram

Required Disclosures

This material is provided by GSR (the "Firm") solely for informational purposes. It is not intended to be advice or a recommendation to buy, sell or hold any investment mentioned. Investors should form their own views in relation to any proposed investment.

It is intended only for sophisticated, institutional investors and does not constitute an offer or commitment, a solicitation of an offer or commitment, or any advice or recommendation, to enter into or conclude any transaction (whether on the terms shown or otherwise), or to provide investment services in any state or country where such an offer or solicitation or provision would be illegal. The Firm is not and does not act as an advisor or fiduciary in providing this material.

This material is not an independent research report, and has not been prepared in accordance with any legal requirements by any regulator (including the FCA, FINRA or CFTC) designed to promote the independence of investment research.

This material is not independent of the Firm's proprietary interests, which may conflict with the interests of any counterparty of the Firm. The Firm may trade investments discussed in this material for its own account, may trade contrary to the views expressed in this material, and may have positions in other related instruments. The Firm is not subject to any prohibition on dealing ahead of the dissemination of this material.

Information contained herein is based on sources considered to be reliable, but is not guaranteed to be accurate or complete.

Any opinions or estimates expressed herein reflect a judgment made by the author(s) as of the date of publication, and are subject to change without notice. The Firm does not plan to update this information.

Trading and investing in digital assets involves significant risks including price volatility and illiquidity and may not be suitable for all investors. The Firm is not liable whatsoever for any direct or consequential loss arising from the use of this material.

Copyright of this material belongs to GSR. Neither this material nor any copy thereof may be taken, reproduced or redistributed, directly or indirectly, without prior written permission of GSR.

Please see [here](#) for additional Regulatory Legal Notices relevant to US, UK and Singapore

Notes & Sources

All options data is based on Deribit and derivatives graphics are from Laevidas. Market returns are based on price returns for the following ETFs: VOO, QQQ, EWU, EWG, EWJ, and EWH. Onchain volumes are not considered and thus certain token volumes may be understated (e.g., stETH).

CoinGecko	Santiment	DefiLlama	CoinMarketCap	Laevidas
L2Beat	Google Finance	TradingView	Deribit	WorldCoinIndex
Cryptorank	Investing.com	NFT Price Floor	CryptoSlate	