











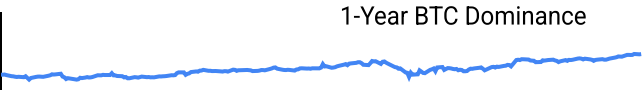
Crypto Leaderboard

Rank	Name	Ticker	Price	24h	7d	30d	24h Vol \$m	MC \$m	1-Year Chart
1	Bitcoin	BTC	\$83,974	-1%	10%	2%	25,844	1,667,827	
2	Ethereum	ETH	\$1,609	-2%	9%	-15%	11,684	194,067	
3	Tether	USDT	\$1.00	0%	0%	0%	26,148	144,581	
4	XRP Ledger	XRP	\$2.12	-1%	18%	-8%	2,425	123,722	
5	BNB	BNB	\$583	-1%	5%	-3%	474	85,084	
6	Solana	SOL	\$128	-2%	21%	2%	3,621	66,053	
7	USD Coin	USDC	\$1.00	0%	0%	0%	6,729	60,409	
8	TRON	TRX	\$0.25	-1%	9%	18%	729	23,825	
9	Dogecoin	DOGE	\$0.16	-3%	9%	-8%	777	23,080	
10	Cardano	ADA	\$0.62	-3%	11%	-12%	688	22,278	

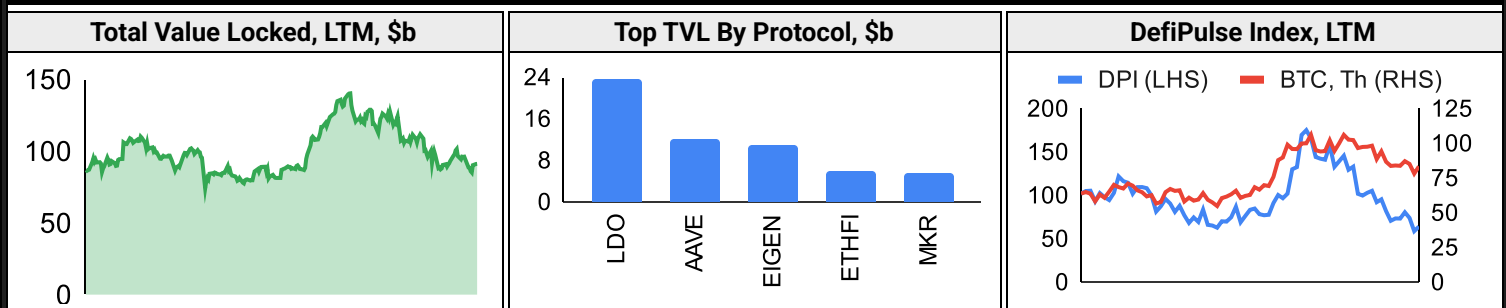
Top & Bottom Performers - Top 100 Tokens

24h		7 Days		30 Days		90 Days		365 Days	
OM	38%	FLR	40%	CRV	44%	XAUT	21%	XRP	326%
IP	3%	CRV	31%	EOS	25%	GT	16%	BGB	270%
TON	3%	BONK	26%	TRX	18%	TRX	5%	GT	220%
FTN	2%	KAS	25%	MKR	16%	XMR	3%	WBT	212%
BONK	-8%	DEXE	-9%	LBTC	-27%	INJ	-66%	STX	-77%
XDC	-8%	EOS	-11%	TIA	-27%	ENA	-70%	FET	-77%
FARTCOIN	-8%	LBTC	-11%	TRUMP	-34%	OM	-79%	LBTC	-86%
PI	-11%	OM	-87%	OM	-88%	TRUMP	-93%	TRUMP	-96%

Category Performance

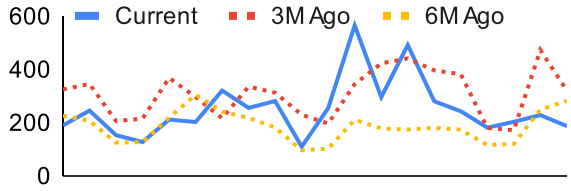
Category	7d	30d	90d	180d	365d	Ecosystem	7d	30d	90d	180d	365d
Privacy	4%	-1%	-35%	0%	-12%	Tron	8%	11%	-15%	17%	46%
DEX	13%	-3%	-53%	-21%	-42%	Ethereum	11%	-8%	-54%	-10%	-34%
CEXs	4%	-5%	-24%	33%	25%	Avalanche	10%	-10%	-50%	-24%	-37%
IoT/Data/Comp.	13%	-5%	-53%	-36%	-54%	Cosmos	8%	-13%	-54%	-42%	-65%
Meme	11%	-8%	-56%	-30%	-37%	Polygon	12%	-14%	-55%	-33%	-53%
Smart Contract	8%	-9%	-48%	-17%	-36%	Solana	4%	-16%	-57%	-41%	-53%
Currency	13%	-10%	-38%	48%	38%	Polkadot	11%	-18%	-59%	-41%	-63%
Lending	10%	-12%	-35%	-19%	-23%	BSC	8%	-20%	-51%	-47%	-58%
Other DeFi	-3%	-18%	-50%	5%	-28%	<div>  <p>1-Year BTC Dominance</p> </div>					
Gaming/Entertai	0%	-21%	-65%	-38%	-62%						
Scaling	6%	-30%	-63%	-49%	-74%						

DeFi

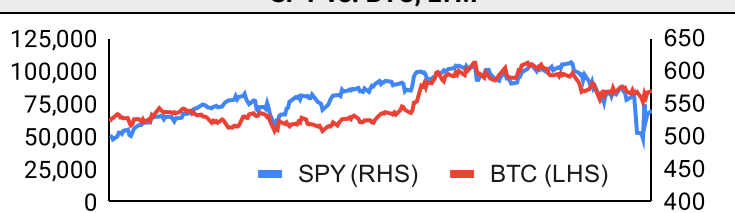


Trading Volume

Aggregate Volumes by Product, \$b					Top Derivatives Exchanges, \$m and bps					Top Spot Exchanges, \$m		
Product	1d	7d	30d	O/I	Exchange	1d Vol	O/I	Mkr	Tkr	Exchange	Mkts	1d Vol
Spot	32	388.65	1080	n/a	Binance	50,253	19,408	2.0	4.0	Binance	1,913	12,803
Perpetuals	162	2,030	5,260	1,240	Bybit	20,969	12,261	2.0	5.5	Bybit	1,177	2,355
Futures	0	2	6	1	OKX	23,741	6,228	2.0	5.0	Coinbase	437	1,972
Options	0	1	2	n/a	Bitget	18,378	12,699	2.0	6.0	Upbit	460	2,512

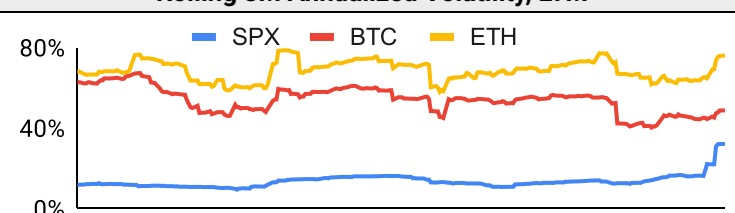
Daily Spot Volume, Top 100 Tokens Last 20d, \$b				Top Volume, 1d, \$m		Top Volume, %20d Avg		Low Volume, %20d Avg	
				USDT	53,895	OM	471%	CRO	44%
				BTC	27,415	DEXE	227%	KCS	45%
				ETH	12,264	RSETH	169%	EOS	50%
				USDC	9,457	VET	141%	FIL	53%
				SOL	3,182	XAUT	125%	XRP	57%

Traditional Finance

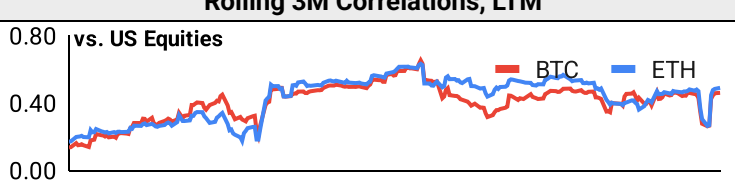
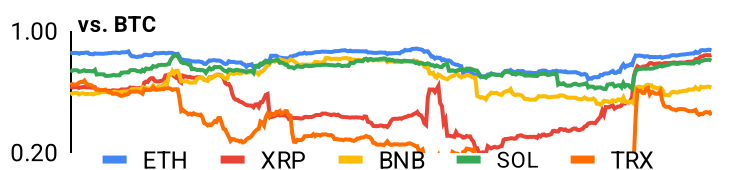
Global Equity Markets							SPY vs. BTC, LTM	
	US	USGrwth	UK	Germany	Japan	HK		
1D	1%	1%	3%	1%	2%	2%		
7D	7%	8%	6%	10%	9%	4%		
90D	-7%	-9%	0%	14%	2%	3%		
365D	6%	4%	14%	22%	-3%	8%		

10-Year Treasury Yields							Commodities & FX					
	US	Brazil	UK	Germany	Japan	HK		WTI	Gas	Gold	USD/EUR	USD/JPY
Last	4.34%	14.63%	4.65%	2.53%	1.37%	3.33%	Last	61.5	3.32	0	0.89	143.2
1d Chg	-0.02	0.03	0.00	-0.01	0.00	-0.06	1d % Chg	-0.1%	0.0%	64.5%	0.6%	0.2%

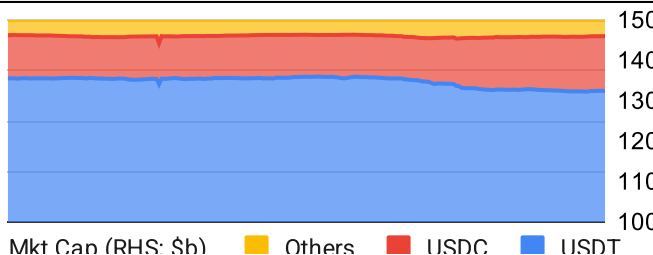
Volatility

Annualized Volatility							Rolling 3M Annualized Volatility, LTM	
	BTC	ETH	XRP	BNB	SOL	TRX		
30D	57%	92%	94%	45%	101%	44%		
90D	56%	86%	116%	56%	117%	52%		
180D	53%	78%	124%	55%	99%	150%		
365D	51%	71%	98%	53%	89%	108%		

Correlations

Intra-Crypto Correlations, LTM							Rolling 3M Correlations, LTM	
	BTC	ETH	XRP	BNB	SOL	TRX		
BTC								
ETH	0.81							
XRP	0.53	0.53						
BNB	0.67	0.68	0.39					
SOL	0.76	0.72	0.54	0.60				
TRX	0.15	0.15	0.14	0.39	0.18			

Stablecoins

Stablecoin Market Size and Volume, \$m					Stablecoin Dominance (LHS) & Market Cap \$b (RHS), LTM	
Ticker	Price	1d Vol	20d Avg Vol	Market Cap		
USDT	1.00	53,895	72,346	144,573		
USDC	1.00	9,457	11,818	60,392		
DAI	1.00	898	933	5,366		
USDe	1.00	49	106	4,911		
FDUSD				1,636		
PYUSD	1.00	44	66	837		

Ethereum Mainnet & Layer 2s

Mainnet & Layer 2 Transactions (m/day) and L2 TVL (\$m)					Transactions (m/day), Rolling 90-Day Average, LTM					
Network	1d	30d Avg	TVL	Tech Type						
Base	8.0	222.3		Optimistic Rollup						
Taiko Alethia	2.2	69.1								
Arbitrum One	1.9	65.7		Optimistic Rollup						
World Chain	1.7	47.7								
Soneium	1.2	37.8								
Ethereum	1.3	36.7	-	mainnet						
OP Mainnet	0.9	31.6		Optimistic Rollup						
Starknet	0.6	20.2		ZK Rollup						
Abstract	0.7	17.4								
Blast	0.6	16.1		Optimistic Rollup						

Layer 2 Token Performance & Market Cap (\$b)					
	MNT	ARB	OP	STX	MOVE
24h Return	+0.95%	-5%	-4%	-3%	-7%
Market Cap	\$ 2.36	\$ 1.31	\$ 1.06	\$ 891.36	\$ 825.33

NFTs and DAOs

NFT Collection Stats (\$; Volume, MC in \$m)						DAO Treasury Amount (\$m) and Composition					
Collection	Floor	% Listed	3M Ret.	3M Vol	Market Cap	DAO	Treasury	Stables	BTC/ETH	Own Tokens	Other
CryptoPunks	68,115	41%	-47%	67,169	681	Mantle	2,257	1%	3%	92%	5%
Bored Ape Yacht C	23,197	55%	-49%	46,587	232	Uniswap	1,976	0%	0%	100%	0%
Pudgy Penguins	15,415	56%	-79%	155,613	137	Optimism	1,282	0%	0%	100%	0%
Autoglyphs	192,688	33%	-51%	2,954	99	ENS	1,010	3%	5%	91%	1%
Mutant Ape Yacht	3,952	60%	-50%	23,757	77	Arbitrum	809	0%	1%	99%	0%
Chromie Squiggle	7,226	28%	-53%	1,994	72	Ethereum	433	0%	91%	0%	9%
Mad Lads	6,150	65%	-54%	11,439	61	Sky	243	48%	0%	52%	0%
Fidenza by Tyler H	54,049	51%	-62%	1,448	54	Olympus	220	76%	0%	24%	0%
Milady Maker	4,808	53%	-61%	60,395	48	Golem	215	0%	84%	16%	0%
Doodles	4,464	39%	-71%	62,888	45	Gnosis	211	13%	4%	47%	36%

Crypto News

[Exclusive: Securitize acquires MG Stover's Fund Administration business - Blockworks](#)

[Exclusive: Solayer launches crypto rewards Visa debit card - Blockworks](#)

[WalletConnect unlocks transferability of WCT token, marking a major step in its decentralization journey - Blockworks](#)

[Exclusive: Glow Finance goes live - Blockworks](#)

[Execs share 'wish lists' for SEC at agency's second crypto roundtable - Blockworks](#)

[How does ColliderVM, StarkWare's Bitcoin bridge play, stack up? - Blockworks](#)

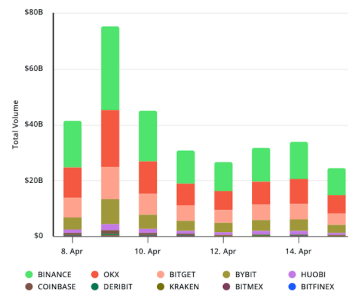
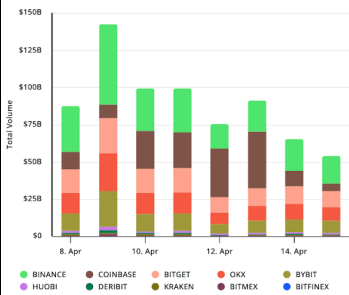
[Fusaka fork takes shape as Pectra enters final stretch - Blockworks](#)

[Zero Hash Processed \\$2B in Flows to Tokenized Funds as RWA Demand Accelerates - CoinDesk](#)

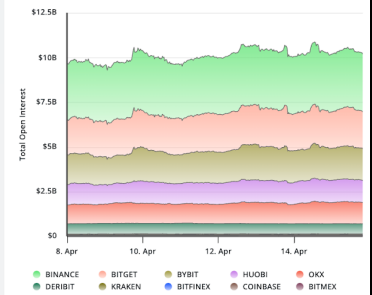
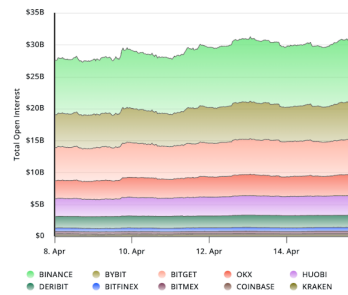
[MIT-Incubated Optimum Raises \\$11M Seed Round to Build Web3's Missing Memory Layer - CoinDesk](#)

Crypto Futures

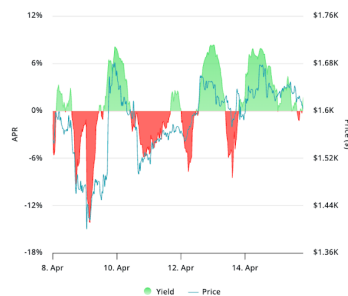
Futures Volume (BTC LHS ; ETH RHS), 1d



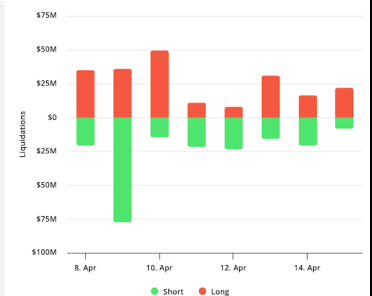
Futures Open Interest (BTC LHS ; ETH RHS)



OI Weighted Funding Rate (BTC LHS ; ETH RHS), 1d

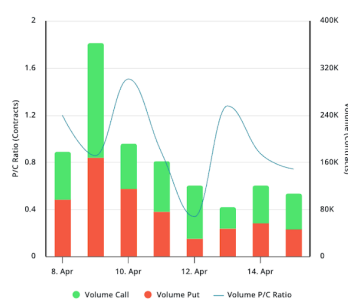
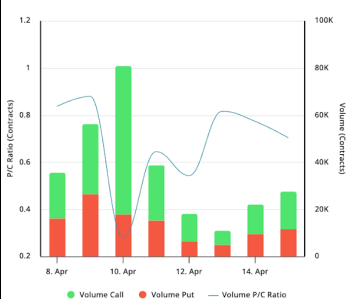


Liquidations (BTC LHS ; ETH RHS), 1d

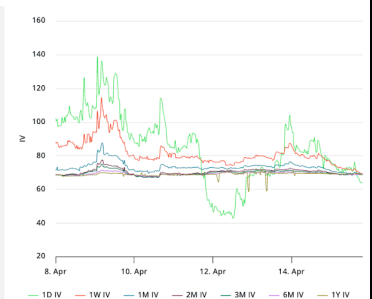
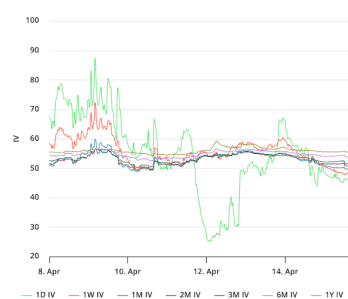


Crypto Options

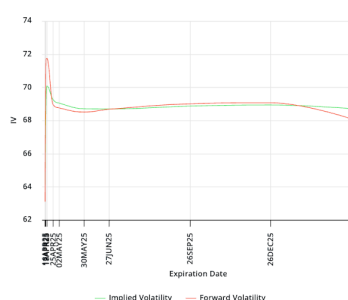
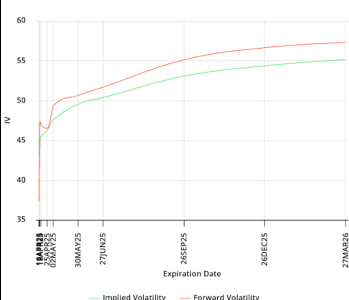
Options Volume & Put/Call Ratio (BTC LHS ; ETH RHS), 1d



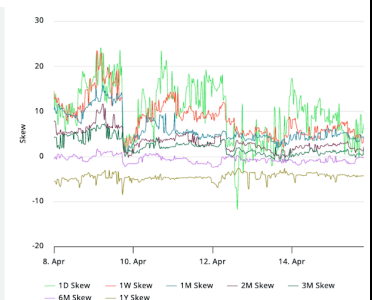
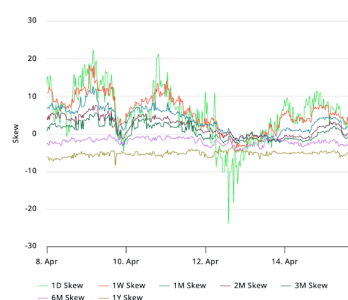
ATM Implied Volatility (BTC LHS ; ETH RHS)



ATM Implied Vol Term Structure (BTC LHS ; ETH RHS)



25 Delta Skew (BTC LHS ; ETH RHS)





April 15, 2025

About GSR

GSR has over a decade of extensive experience in the crypto market, serving as a trusted liquidity provider and active, multi-stage investor. Our suite of services includes OTC Trading, Derivatives, and Market Making. GSR is actively involved in every major sector of the digital asset ecosystem, working with token issuers, institutional investors, miners, and leading trading venues.

For more information or if we can help with anything, please see gsr.io or contact us at gsr@gsr.io.

Follow GSR for more content: [Twitter](#) [Telegram](#) [LinkedIn](#)

Authors

Brian Rudick, Senior Strategist	Twitter	Telegram
Carlos Guzman, Research Analyst	Twitter	Telegram
Toe Bautista, Research Analyst	Twitter	Telegram

Required Disclosures

This material is provided by GSR (the "Firm") solely for informational purposes. It is not intended to be advice or a recommendation to buy, sell or hold any investment mentioned. Investors should form their own views in relation to any proposed investment.

It is intended only for sophisticated, institutional investors and does not constitute an offer or commitment, a solicitation of an offer or commitment, or any advice or recommendation, to enter into or conclude any transaction (whether on the terms shown or otherwise), or to provide investment services in any state or country where such an offer or solicitation or provision would be illegal. The Firm is not and does not act as an advisor or fiduciary in providing this material.

This material is not an independent research report, and has not been prepared in accordance with any legal requirements by any regulator (including the FCA, FINRA or CFTC) designed to promote the independence of investment research.

This material is not independent of the Firm's proprietary interests, which may conflict with the interests of any counterparty of the Firm. The Firm may trade investments discussed in this material for its own account, may trade contrary to the views expressed in this material, and may have positions in other related instruments. The Firm is not subject to any prohibition on dealing ahead of the dissemination of this material.

Information contained herein is based on sources considered to be reliable, but is not guaranteed to be accurate or complete.

Any opinions or estimates expressed herein reflect a judgment made by the author(s) as of the date of publication, and are subject to change without notice. The Firm does not plan to update this information.

Trading and investing in digital assets involves significant risks including price volatility and illiquidity and may not be suitable for all investors. The Firm is not liable whatsoever for any direct or consequential loss arising from the use of this material.

Copyright of this material belongs to GSR. Neither this material nor any copy thereof may be taken, reproduced or redistributed, directly or indirectly, without prior written permission of GSR.

Please see [here](#) for additional Regulatory Legal Notices relevant to US, UK and Singapore

Notes & Sources

All options data is based on Deribit and derivatives graphics are from Laevidas. Market returns are based on price returns for the following ETFs: VOO, QQQ, EWU, EWG, EWJ, and EWH. Onchain volumes are not considered and thus certain token volumes may be understated (e.g., stETH).

CoinGecko	Santiment	DefiLlama	CoinMarketCap	Laevidas
L2Beat	Google Finance	TradingView	Deribit	WorldCoinIndex
Cryptorank	Investing.com	NFT Price Floor	CryptoSlate	