











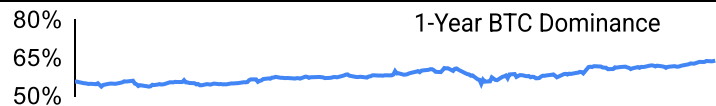
Crypto Leaderboard

Rank	Name	Ticker	Price	24h	7d	30d	24h Vol \$m	MC \$m	1-Year Chart
1	Bitcoin	BTC	\$84,312	0%	2%	0%	27,861	1,673,783	
2	Ethereum	ETH	\$1,575	-1%	-5%	-18%	13,312	190,083	
3	Tether	USDT	\$1.00	0%	0%	0%	44,733	144,639	
4	XRP Ledger	XRP	\$2.09	-1%	2%	-11%	3,057	122,189	
5	BNB	BNB	\$584	0%	0%	-8%	601	85,166	
6	Solana	SOL	\$132	3%	11%	3%	5,060	68,149	
7	USD Coin	USDC	\$1.00	0%	0%	0%	7,890	60,508	
8	TRON	TRX	\$0.25	-1%	4%	13%	784	23,663	
9	Dogecoin	DOGE	\$0.16	0%	-3%	-11%	821	23,139	
10	Cardano	ADA	\$0.61	-1%	-3%	-15%	599	22,044	

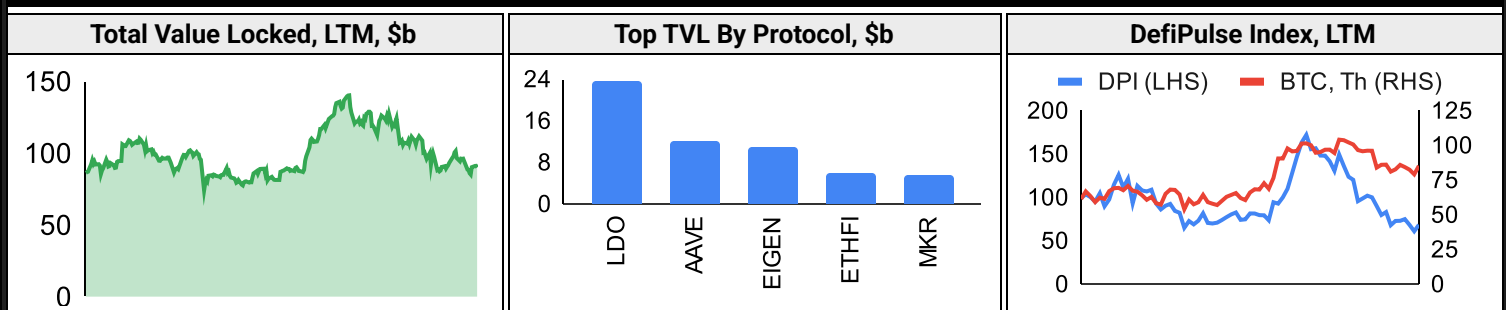
Top & Bottom Performers - Top 100 Tokens

24h		7 Days		30 Days		90 Days		365 Days	
FARTCOIN	12%	CRV	21%	CRV	46%	XAUT	24%	XRP	321%
CRV	7%	KAS	12%	EOS	23%	PAXG	24%	BGB	264%
EOS	5%	SOL	11%	TRX	13%	GT	16%	GT	229%
HYPE	4%	SEI	9%	PAXG	12%	TRX	5%	WBT	199%
NEAR	-4%	TIA	-11%	ENA	-28%	FET	-65%	FET	-78%
FLR	-7%	EOS	-13%	JUP	-30%	INJ	-66%	TIA	-80%
TIA	-7%	DEXE	-13%	TIA	-33%	ENA	-70%	LBTC	-85%
PI	-8%	ENA	-15%	TRUMP	-35%	TRUMP	-94%	TRUMP	-96%

Category Performance

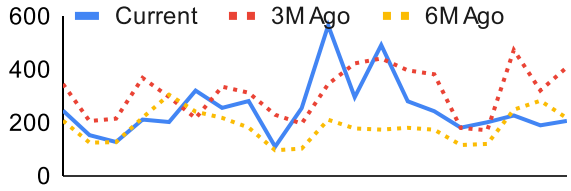
Category	7d	30d	90d	180d	365d	Ecosystem	7d	30d	90d	180d	365d
Privacy	-3%	-5%	-36%	-1%	-12%	Tron	4%	7%	-15%	17%	46%
DEX	3%	-8%	-52%	-22%	-40%	Solana	5%	-12%	-54%	-37%	-51%
CEXs	-3%	-8%	-23%	31%	26%	Ethereum	-1%	-12%	-53%	-12%	-34%
Meme	-1%	-11%	-54%	-33%	-36%	Avalanche	-3%	-16%	-50%	-27%	-38%
IoT/Data/Comp.	1%	-13%	-53%	-38%	-53%	Cosmos	-1%	-16%	-54%	-43%	-65%
Currency	1%	-13%	-39%	45%	36%	Polygon	-2%	-22%	-56%	-36%	-54%
Smart Contract	-2%	-13%	-48%	-19%	-36%	Polkadot	-3%	-24%	-60%	-45%	-64%
Other DeFi	-4%	-13%	-43%	4%	-12%	BSC	-3%	-27%	-52%	-50%	-59%
Lending	0%	-14%	-32%	-19%	-23%						
Gaming/Entertai	-3%	-19%	-61%	-42%	-63%						
Scaling	-4%	-34%	-63%	-52%	-74%						

DeFi

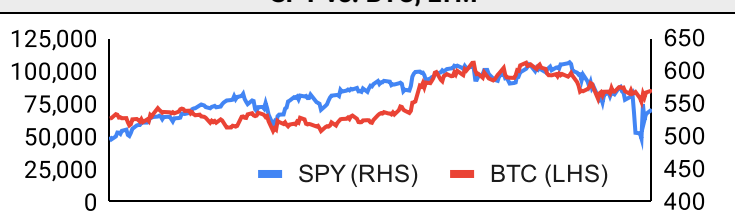


Trading Volume

Aggregate Volumes by Product, \$b					Top Derivatives Exchanges, \$m and bps					Top Spot Exchanges, \$m		
Product	1d	7d	30d	O/I	Exchange	1d Vol	O/I	Mkr	Tkr	Exchange	Mkts	1d Vol
Spot	37	328.29	1100	n/a	Binance	62,117	19,240	2.0	4.0	Binance	1,914	14,134
Perpetuals	198	1,710	5,420	1,260	Bybit	24,822	11,978	2.0	5.5	Bybit	1,177	2,458
Futures	0	2	6	1	OKX	27,904	6,051	2.0	5.0	Coinbase	437	2,440
Options	0	0	2	n/a	Bitget	22,020	12,600	2.0	6.0	Upbit	467	4,465

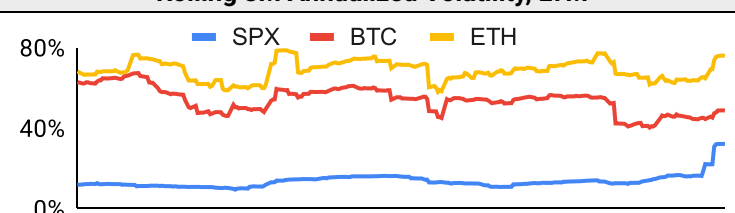
Daily Spot Volume, Top 100 Tokens Last 20d, \$b				Top Volume, 1d, \$m		Top Volume, %20d Avg		Low Volume, %20d Avg	
				USDT	59,681	VET	154%	BGB	47%
				BTC	30,641	CRV	142%	CRO	50%
				ETH	14,266	XAUT	132%	KCS	53%
				USDC	10,035	XMR	124%	FIL	55%
				SOL	4,341	PAXG	123%	RETH	63%

Traditional Finance

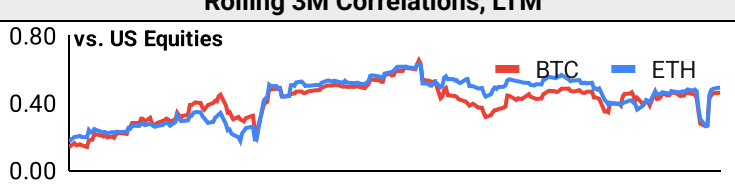
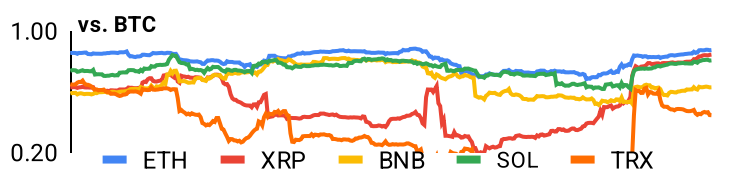
Global Equity Markets							SPY vs. BTC, LTM	
	US	USGrwth	UK	Germany	Japan	HK		
1D	0%	0%	1%	1%	1%	0%		
7D	8%	10%	3%	12%	9%	8%		
90D	-9%	-11%	-2%	13%	2%	2%		
365D	7%	6%	16%	23%	-2%	9%		

10-Year Treasury Yields							Commodities & FX					
	US	Brazil	UK	Germany	Japan	HK		WTI	Gas	Gold	USD/EUR	USD/JPY
Last	4.28%	14.64%	4.61%	2.50%	1.29%	3.22%	Last	62.6	3.26	+0.09%	0.88	142.0
1d Chg	-0.05	-0.01	0.00	0.00	0.00	-0.06	1d % Chg	2.1%	-2.0%	70.1%	-1.0%	-0.8%

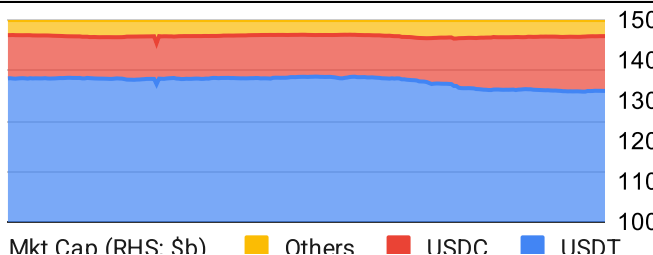
Volatility

Annualized Volatility							Rolling 3M Annualized Volatility, LTM	
	BTC	ETH	XRP	BNB	SOL	TRX		
30D	56%	91%	94%	41%	103%	42%		
90D	56%	85%	116%	56%	117%	52%		
180D	53%	78%	124%	55%	100%	150%		
365D	51%	71%	98%	53%	89%	108%		

Correlations

Intra-Crypto Correlations, LTM							Rolling 3M Correlations, LTM	
	BTC	ETH	XRP	BNB	SOL	TRX		
BTC								
ETH	0.81							
XRP	0.53	0.53						
BNB	0.67	0.68	0.39					
SOL	0.76	0.72	0.54	0.60				
TRX	0.15	0.15	0.14	0.39	0.18			

Stablecoins

Stablecoin Market Size and Volume, \$m					Stablecoin Dominance (LHS) & Market Cap \$b (RHS), LTM	
Ticker	Price	1d Vol	20d Avg Vol	Market Cap		
USDT	1.00	59,681	72,587	144,629		150
USDC	1.00	10,035	11,862	60,500		140
DAI	1.00	1,029	981	5,366		130
USDe	1.00	65	101	4,884		120
FDUSD				1,603		110
PYUSD	1.00	48	66	859		100
					<div> <div></div> Mkt Cap (RHS: \$b) <div></div> Others <div></div> USDC <div></div> USDT </div>	

Ethereum Mainnet & Layer 2s

Mainnet & Layer 2 Transactions (m/day) and L2 TVL (\$m)					Transactions (m/day), Rolling 90-Day Average, LTM						
Network	1d	30d Avg	TVL	Tech Type							
Base	7.3	221.8		Optimistic Rollup							
Taiko Alethia	2.1	68.3									
Arbitrum One	1.8	65.7		Optimistic Rollup							
World Chain	1.7	48.0									
Soneium	1.3	37.5									
Ethereum	1.2	36.9	-	mainnet							
OP Mainnet	1.4	32.3		Optimistic Rollup	Layer 2 Token Performance & Market Cap (\$b)						
Starknet	0.2	18.8		ZK Rollup		MNT	ARB	OP	STX	X	
Abstract	0.7	17.5		Optimistic Rollup	24h Return	+0.04%	0%	0%	-1%	+2.69%	
Blast	0.5	16.3	Market Cap		\$ 2.36	\$ 1.30	\$ 1.06	\$ 881.68	\$ 736.77		

NFTs and DAOs

NFT Collection Stats (\$; Volume, MC in \$m)						DAO Treasury Amount (\$m) and Composition					
Collection	Floor	% Listed	3M Ret.	3M Vol	Market Cap	DAO	Treasury	Stables	BTC/ETH	Own Tokens	Other
CryptoPunks	66,756	41%	-46%	66,164	668	Mantle	2,243	1%	2%	92%	5%
Bored Ape Yacht C	22,346	55%	-55%	46,194	224	Uniswap	1,925	0%	0%	100%	0%
Pudgy Penguins	15,246	56%	-80%	152,236	136	Optimism	1,231	0%	0%	100%	0%
Autoglyphs	190,777	33%	-53%	2,954	98	ENS	964	3%	5%	91%	1%
Mutant Ape Yacht	3,858	60%	-53%	23,089	75	Arbitrum	785	0%	1%	99%	0%
Chromie Squiggle	6,979	28%	-55%	2,000	70	Ethereum	417	0%	91%	0%	9%
Mad Lads	6,553	65%	-54%	11,531	65	Sky	238	48%	0%	51%	0%
Fidenza by Tyler H	53,513	51%	-63%	1,448	54	Olympus	220	76%	0%	24%	0%
Milady Maker	4,720	53%	-64%	60,019	47	Golem	212	0%	84%	16%	0%
Doodles	4,488	39%	-73%	62,708	45	Gnosis	210	13%	4%	47%	36%

Crypto News

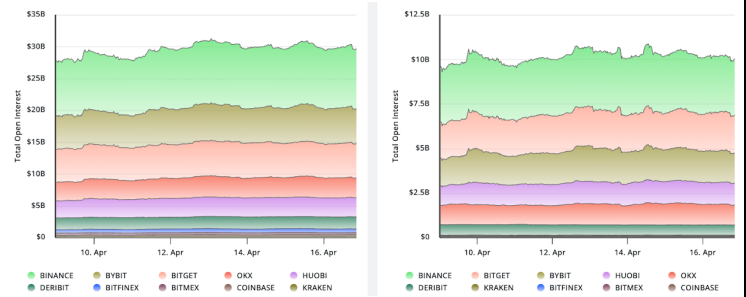
[Bitcoin Treasury bonds may help US refinance \\$14T debt — VanEck exec - Cointelegraph](#)
[Standard Chartered expects stablecoin supply to surge to \\$2 trillion by 2028 - The Block](#)
[Optimum aims to deliver Web3's missing memory layer - Blockworks](#)
[Neutr1 Raises \\$5M to Tokenize a Popular Hedge Fund Altcoin Trade - CoinDesk](#)
[Mantra Plans 'Comprehensive Burn Program' of OM Following 90% Crash - CoinDesk](#)
[Resolv Labs Raises \\$10M as Crypto Investor Appetite for Yield-Bearing Stablecoins Soars - CoinDesk](#)
[Auradine raises \\$153M, debuts business group for AI data centers - Cointelegraph](#)
[Bitwise lists four crypto ETPs on London stock exchange - Cointelegraph](#)
[Italy finance minister warns US stablecoins pose bigger threat than tariffs - Cointelegraph](#)

Crypto Futures

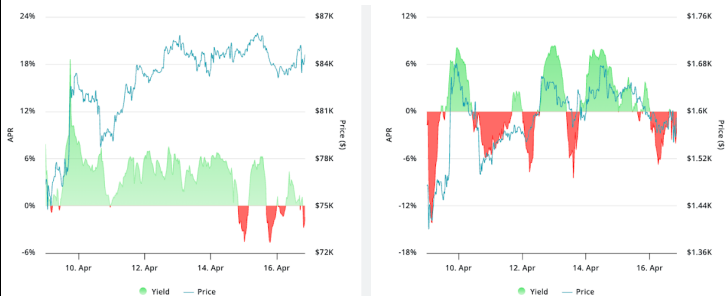
Futures Volume (BTC LHS ; ETH RHS), 1d



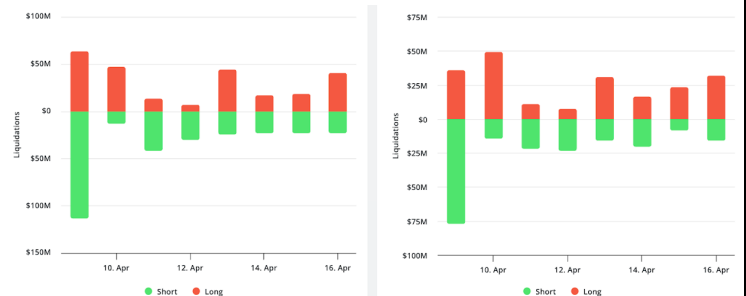
Futures Open Interest (BTC LHS ; ETH RHS)



OI Weighted Funding Rate (BTC LHS ; ETH RHS), 1d

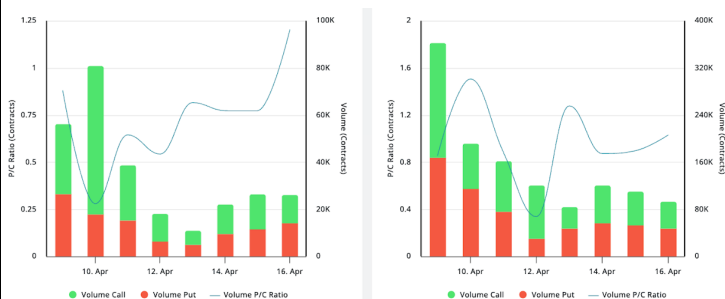


Liquidations (BTC LHS ; ETH RHS), 1d



Crypto Options

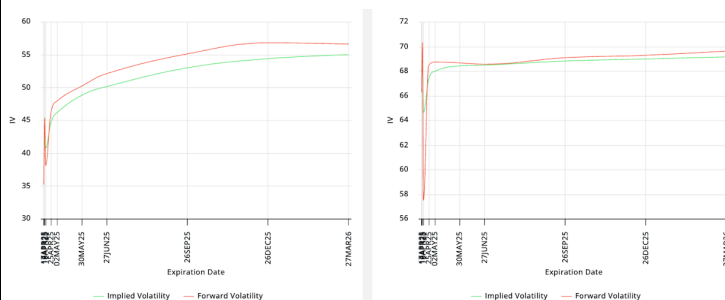
Options Volume & Put/Call Ratio (BTC LHS ; ETH RHS), 1d



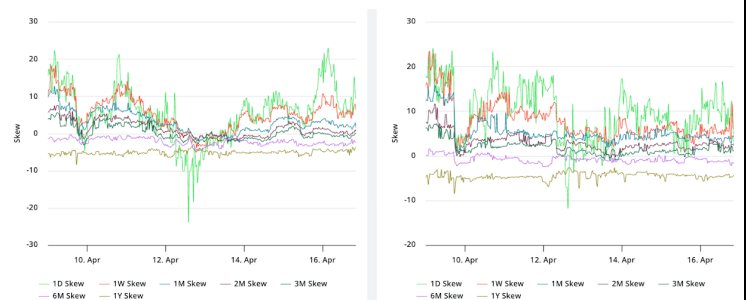
ATM Implied Volatility (BTC LHS ; ETH RHS)



ATM Implied Vol Term Structure (BTC LHS ; ETH RHS)



25 Delta Skew (BTC LHS ; ETH RHS)





April 16, 2025

About GSR

GSR has over a decade of extensive experience in the crypto market, serving as a trusted liquidity provider and active, multi-stage investor. Our suite of services includes OTC Trading, Derivatives, and Market Making. GSR is actively involved in every major sector of the digital asset ecosystem, working with token issuers, institutional investors, miners, and leading trading venues.

For more information or if we can help with anything, please see gsr.io or contact us at gsr@gsr.io.

Follow GSR for more content: [Twitter](#) [Telegram](#) [LinkedIn](#)

Authors

Brian Rudick, Senior Strategist	Twitter	Telegram
Carlos Guzman, Research Analyst	Twitter	Telegram
Toe Bautista, Research Analyst	Twitter	Telegram

Required Disclosures

This material is provided by GSR (the "Firm") solely for informational purposes. It is not intended to be advice or a recommendation to buy, sell or hold any investment mentioned. Investors should form their own views in relation to any proposed investment.

It is intended only for sophisticated, institutional investors and does not constitute an offer or commitment, a solicitation of an offer or commitment, or any advice or recommendation, to enter into or conclude any transaction (whether on the terms shown or otherwise), or to provide investment services in any state or country where such an offer or solicitation or provision would be illegal. The Firm is not and does not act as an advisor or fiduciary in providing this material.

This material is not an independent research report, and has not been prepared in accordance with any legal requirements by any regulator (including the FCA, FINRA or CFTC) designed to promote the independence of investment research.

This material is not independent of the Firm's proprietary interests, which may conflict with the interests of any counterparty of the Firm. The Firm may trade investments discussed in this material for its own account, may trade contrary to the views expressed in this material, and may have positions in other related instruments. The Firm is not subject to any prohibition on dealing ahead of the dissemination of this material.

Information contained herein is based on sources considered to be reliable, but is not guaranteed to be accurate or complete.

Any opinions or estimates expressed herein reflect a judgment made by the author(s) as of the date of publication, and are subject to change without notice. The Firm does not plan to update this information.

Trading and investing in digital assets involves significant risks including price volatility and illiquidity and may not be suitable for all investors. The Firm is not liable whatsoever for any direct or consequential loss arising from the use of this material.

Copyright of this material belongs to GSR. Neither this material nor any copy thereof may be taken, reproduced or redistributed, directly or indirectly, without prior written permission of GSR.

Please see [here](#) for additional Regulatory Legal Notices relevant to US, UK and Singapore

Notes & Sources

All options data is based on Deribit and derivatives graphics are from Laevidas. Market returns are based on price returns for the following ETFs: VOO, QQQ, EWU, EWG, EWJ, and EWH. Onchain volumes are not considered and thus certain token volumes may be understated (e.g., stETH).

CoinGecko	Santiment	DefiLlama	CoinMarketCap	Laevidas
L2Beat	Google Finance	TradingView	Deribit	WorldCoinIndex
Cryptorank	Investing.com	NFT Price Floor	CryptoSlate	