











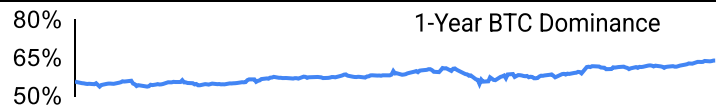
### Crypto Leaderboard

Rank	Name	Ticker	Price	24h	7d	30d	24h Vol \$m	MC \$m	1-Year Chart
1	Bitcoin	BTC	\$84,836	0%	7%	3%	22,999	1,683,455	
2	Ethereum	ETH	\$1,603	1%	6%	-17%	11,123	193,137	
3	Tether	USDT	\$1.00	0%	0%	0%	40,914	144,785	
4	XRP Ledger	XRP	\$2.08	0%	6%	-9%	2,490	121,574	
5	BNB	BNB	\$592	1%	3%	-6%	571	86,315	
6	Solana	SOL	\$135	5%	20%	8%	5,155	69,339	
7	USD Coin	USDC	\$1.00	0%	0%	0%	10,750	60,437	
8	TRON	TRX	\$0.25	-2%	6%	5%	908	23,679	
9	Dogecoin	DOGE	\$0.16	1%	2%	-6%	696	23,336	
10	Cardano	ADA	\$0.63	3%	3%	-11%	566	22,541	

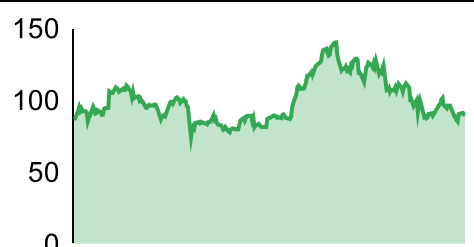
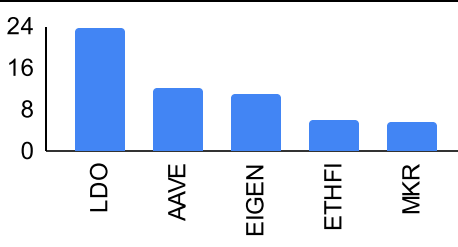
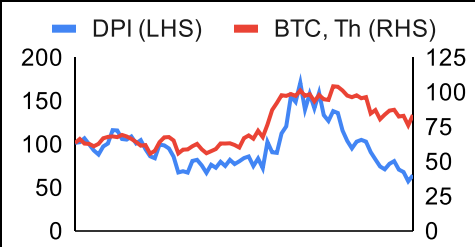
### Top & Bottom Performers - Top 100 Tokens

24h		7 Days		30 Days		90 Days		365 Days	
RENDER	9%	SOL	20%	CRV	35%	XAUT	23%	XRP	322%
HYPE	5%	BCH	16%	XAUT	9%	PAXG	23%	BGB	247%
SOL	5%	SEI	14%	BONK	9%	GT	10%	GT	236%
BNSOL	5%	KAS	12%	PAXG	9%	SUSDE	2%	WBT	201%
EOS	-2%	ATOM	-4%	OP	-25%	OP	-67%	TIA	-76%
TRUMP	-4%	LBTC	-6%	TIA	-27%	INJ	-69%	FET	-76%
LEO	-4%	ENA	-9%	JUP	-27%	ENA	-72%	LBTC	-87%
FARTCOIN	-5%	DEXE	-9%	TRUMP	-35%	TRUMP	-95%	TRUMP	-96%

### Category Performance

Category	7d	30d	90d	180d	365d	Ecosystem	7d	30d	90d	180d	365d
Privacy	-1%	-6%	-39%	-3%	-10%	Tron	5%	-1%	-18%	18%	50%
Meme	5%	-7%	-57%	-34%	-32%	Ethereum	4%	-11%	-56%	-12%	-31%
CEXs	-2%	-8%	-28%	19%	27%	Solana	8%	-12%	-56%	-36%	-49%
IoT/Data/Comp.	6%	-9%	-55%	-37%	-51%	Cosmos	3%	-12%	-56%	-44%	-64%
DEX	6%	-10%	-55%	-22%	-38%	Avalanche	3%	-14%	-53%	-25%	-35%
Currency	6%	-10%	-41%	46%	40%	Polygon	2%	-18%	-57%	-36%	-51%
Lending	6%	-11%	-37%	-18%	-19%	Polkadot	4%	-19%	-61%	-43%	-61%
Other DeFi	0%	-11%	-45%	19%	-13%	BSC	1%	-22%	-52%	-49%	-57%
Smart Contract	4%	-11%	-49%	-17%	-32%						
Gaming/Entertai	0%	-17%	-63%	-42%	-61%						
Scaling	3%	-32%	-65%	-51%	-73%						

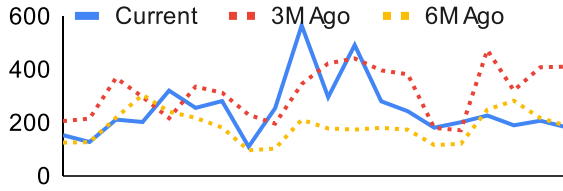
### DeFi

Total Value Locked, LTM, \$b	Top TVL By Protocol, \$b	DefiPulse Index, LTM
		

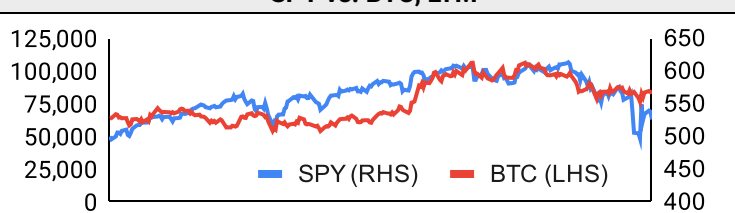
### Trading Volume

Aggregate Volumes by Product, \$b					Top Derivatives Exchanges, \$m and bps					Top Spot Exchanges, \$m		
Product	1d	7d	30d	O/I	Exchange	1d Vol	O/I	Mkr	Tkr	Exchange	Mkts	1d Vol
Spot	32	312.31	1110	n/a	Binance	51,365	19,560	2.0	4.0	Binance	1,911	12,566
Perpetuals	165	1,620	5,460	1,270	Bybit	20,301	12,118	2.0	5.5	Bybit	1,179	2,050
Futures	0	2	6	1	OKX	23,591	6,270	2.0	5.0	Coinbase	438	2,213
Options	0	0	2	n/a	Bitget	19,127	12,766	2.0	6.0	Upbit	467	3,115

Daily Spot Volume, Top 100 Tokens Last 20d, \$b				Top Volume, 1d, \$m		Top Volume, %20d Avg		Low Volume, %20d Avg	
				USDT	51,802	XAUT	125%	RSETH	9%
				BTC	24,956	XMR	122%	RETH	25%
				ETH	13,572	TRX	122%	BGB	26%
				USDC	9,953	WBNB	112%	DEXE	39%
				SOL	4,488	CRV	106%	OKB	42%

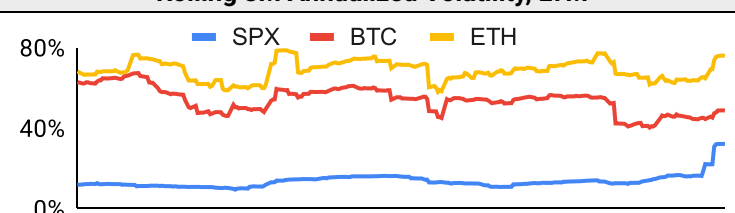
### Traditional Finance

Global Equity Markets							SPY vs. BTC, LTM	
	US	USGrwth	UK	Germany	Japan	HK		
1D	-2%	-3%	0%	0%	-1%	0%		
7D	-3%	-5%	6%	3%	1%	3%		
90D	-11%	-13%	0%	13%	1%	1%		
365D	4%	3%	19%	24%	-2%	11%		

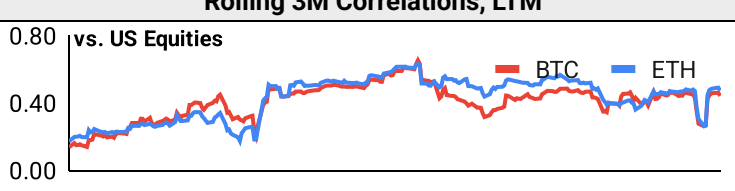
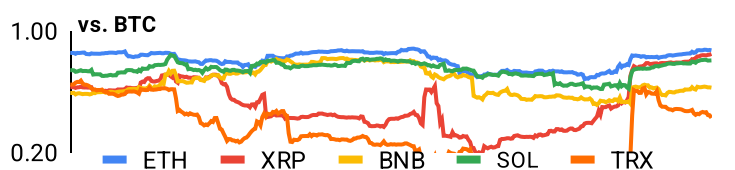
  

10-Year Treasury Yields							Commodities & FX					
	US	Brazil	UK	Germany	Japan	HK		WTI	Gas	Gold	USD/EUR	USD/JPY
Last	4.31%	14.64%	4.62%	2.47%	1.31%	3.26%	Last	64.4	3.27	+0.19%	0.88	142.3
1d Chg	0.03	-0.06	0.05	0.00	0.00	-0.06	1d % Chg	3.1%	0.8%	66.9%	0.3%	0.3%

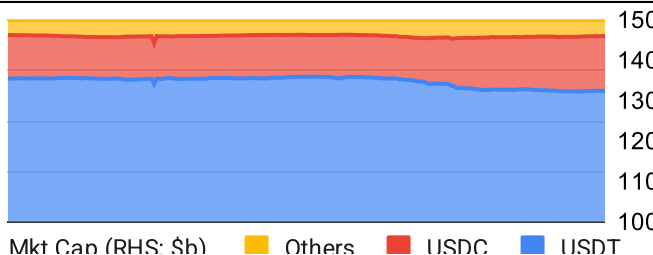
### Volatility

Annualized Volatility							Rolling 3M Annualized Volatility, LTM	
	BTC	ETH	XRP	BNB	SOL	TRX		
30D	56%	91%	94%	42%	102%	34%		
90D	55%	85%	116%	56%	117%	51%		
180D	53%	78%	124%	55%	100%	150%		
365D	51%	71%	98%	53%	89%	108%		

### Correlations

Intra-Crypto Correlations, LTM							Rolling 3M Correlations, LTM	
	BTC	ETH	XRP	BNB	SOL	TRX		
BTC								
ETH	0.81							
XRP	0.53	0.53						
BNB	0.67	0.68	0.39					
SOL	0.76	0.72	0.54	0.60				
TRX	0.15	0.15	0.14	0.39	0.18			

## Stablecoins

Stablecoin Market Size and Volume, \$m					Stablecoin Dominance (LHS) & Market Cap \$b (RHS), LTM	
Ticker	Price	1d Vol	20d Avg Vol	Market Cap		
USDT	1.00	51,802	71,625	144,771		
USDC	1.00	9,953	11,782	60,437		
DAI	1.00	843	1,015	5,365		
USDe	1.00	48	95	4,843		
FDUSD				1,587		
PYUSD	1.00	46	66	860		
					<div> <div></div> Mkt Cap (RHS: \$b) <div></div> Others <div></div> USDC <div></div> USDT </div>	

## Ethereum Mainnet & Layer 2s

Mainnet & Layer 2 Transactions (m/day) and L2 TVL (\$m)					Transactions (m/day), Rolling 90-Day Average, LTM						
Network	1d	30d Avg	TVL	Tech Type							
Base	7.3	221.9		Optimistic Rollup							
Taiko Alethia	2.7	67.3									
Arbitrum One	1.9	65.7		Optimistic Rollup							
World Chain	1.7	48.2									
Soneium	0.9	37.1									
Ethereum	1.2	37.0	-	mainnet							
OP Mainnet	1.0	32.5		Optimistic Rollup	Layer 2 Token Performance & Market Cap (\$b)						
Starknet	0.3	18.0		ZK Rollup		MNT	ARB	OP	STX	X	
Abstract	0.6	17.4			24h Return	+1.23%	0%	+0.96%	-1%	+1.69%	
Blast	0.5	16.5		Optimistic Rollup	Market Cap	\$ 2.37	\$ 1.30	\$ 1.07	\$ 882.15	\$ 740.16	

## NFTs and DAOs

NFT Collection Stats (\$; Volume, MC in \$m)						DAO Treasury Amount (\$m) and Composition					
Collection	Floor	% Listed	3M Ret.	3M Vol	Market Cap	DAO	Treasury	Stables	BTC/ETH	Own Tokens	Other
CryptoPunks	66,489	41%	-46%	64,812	665	Mantle	2,253	1%	2%	92%	5%
Bored Ape Yacht C	22,359	55%	-56%	46,109	224	Uniswap	1,933	0%	0%	100%	0%
Pudgy Penguins	15,257	56%	-80%	149,761	136	Optimism	1,259	0%	0%	100%	0%
Autoglyphs	189,752	33%	-53%	2,954	97	ENS	985	3%	5%	91%	1%
Mutant Ape Yacht	3,775	60%	-54%	23,093	74	Arbitrum	785	0%	1%	99%	0%
Chromie Squiggle	6,942	28%	-58%	2,000	69	Ethereum	424	0%	91%	0%	9%
Mad Lads	6,552	65%	-57%	11,399	65	Sky	241	48%	0%	52%	0%
Fidenza by Tyler H	53,225	51%	-64%	1,448	53	Olympus	220	76%	0%	24%	0%
Milady Maker	4,652	53%	-65%	59,947	47	Golem	213	0%	84%	16%	0%
Doodles	4,637	39%	73%	61,666	46	Gnosis	211	12%	4%	46%	37%

## Crypto News

[Global crypto exchange OKX pushes into U.S. market with trading and wallet offering - CNBC](#)

[WalletConnect unlocks transferability of WCT token, marking a major step in its decentralization journey - Blockworks](#)

[Stellar Sees \\$3B of Real World Assets Coming On-Chain in 2025 - CoinDesk](#)

[EigenLayer Adds Key 'Slashing' Feature, Completing Original Vision - CoinDesk](#)

[Ethena, Securitize Target Q2 Mainnet Launch for RWA-Focused Blockchain, Tap Arbitrum, Celestia - CoinDesk](#)

[Lombard Finance Launches Toolkit to Unlock Bitcoin's \\$154B DeFi Opportunity - CoinDesk](#)

[Eliza Labs launches auto.fun, a no-code AI spin on Pump.Fun - Cointelegraph](#)

[Bybit shuts down four more Web3 services after axing NFT marketplace - Cointelegraph](#)

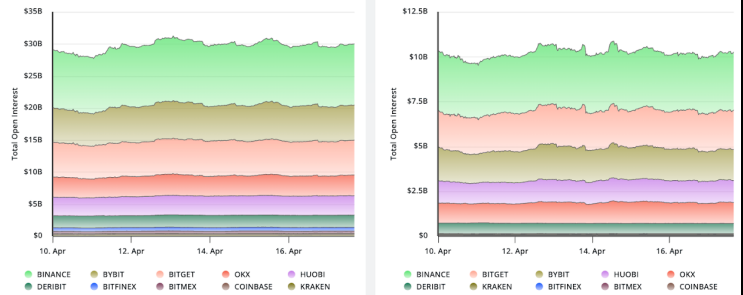
[Polygon's Nailwal: Jio partnership to drive real-world Web3 adoption for 450M users - Cointelegraph](#)

### Crypto Futures

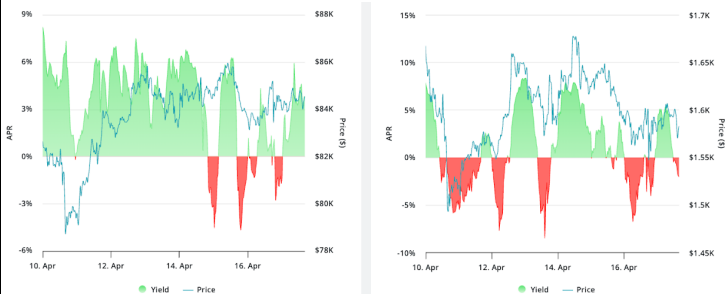
#### Futures Volume (BTC LHS ; ETH RHS), 1d



#### Futures Open Interest (BTC LHS ; ETH RHS)



#### OI Weighted Funding Rate (BTC LHS ; ETH RHS), 1d

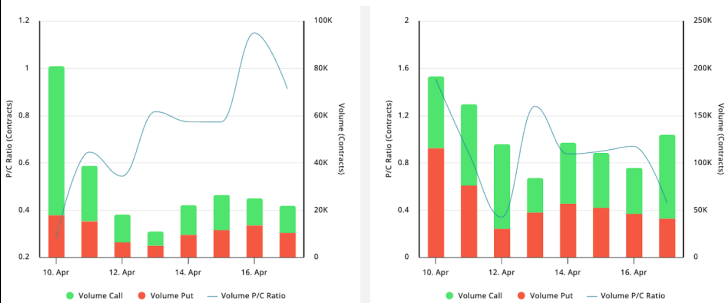


#### Liquidations (BTC LHS ; ETH RHS), 1d



### Crypto Options

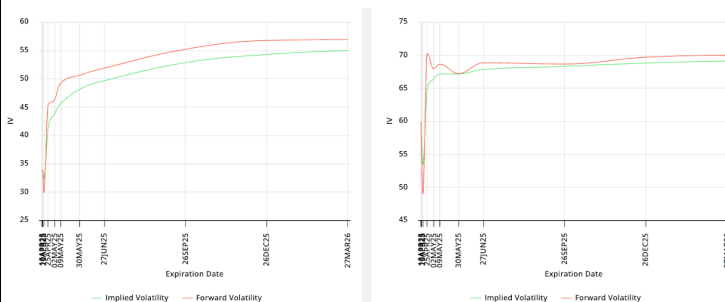
#### Options Volume & Put/Call Ratio (BTC LHS ; ETH RHS), 1d



#### ATM Implied Volatility (BTC LHS ; ETH RHS)



#### ATM Implied Vol Term Structure (BTC LHS ; ETH RHS)



#### 25 Delta Skew (BTC LHS ; ETH RHS)





April 17, 2025

## About GSR

GSR has over a decade of extensive experience in the crypto market, serving as a trusted liquidity provider and active, multi-stage investor. Our suite of services includes OTC Trading, Derivatives, and Market Making. GSR is actively involved in every major sector of the digital asset ecosystem, working with token issuers, institutional investors, miners, and leading trading venues.

For more information or if we can help with anything, please see [gsr.io](https://gsr.io) or contact us at [gsr@gsr.io](mailto:gsr@gsr.io).

Follow GSR for more content: [Twitter](#) [Telegram](#) [LinkedIn](#)

## Authors

Brian Rudick, Senior Strategist	<a href="#">Twitter</a>	<a href="#">Telegram</a>
Carlos Guzman, Research Analyst	<a href="#">Twitter</a>	<a href="#">Telegram</a>
Toe Bautista, Research Analyst	<a href="#">Twitter</a>	<a href="#">Telegram</a>

## Required Disclosures

This material is provided by GSR (the "Firm") solely for informational purposes. It is not intended to be advice or a recommendation to buy, sell or hold any investment mentioned. Investors should form their own views in relation to any proposed investment.

It is intended only for sophisticated, institutional investors and does not constitute an offer or commitment, a solicitation of an offer or commitment, or any advice or recommendation, to enter into or conclude any transaction (whether on the terms shown or otherwise), or to provide investment services in any state or country where such an offer or solicitation or provision would be illegal. The Firm is not and does not act as an advisor or fiduciary in providing this material.

This material is not an independent research report, and has not been prepared in accordance with any legal requirements by any regulator (including the FCA, FINRA or CFTC) designed to promote the independence of investment research.

This material is not independent of the Firm's proprietary interests, which may conflict with the interests of any counterparty of the Firm. The Firm may trade investments discussed in this material for its own account, may trade contrary to the views expressed in this material, and may have positions in other related instruments. The Firm is not subject to any prohibition on dealing ahead of the dissemination of this material.

Information contained herein is based on sources considered to be reliable, but is not guaranteed to be accurate or complete.

Any opinions or estimates expressed herein reflect a judgment made by the author(s) as of the date of publication, and are subject to change without notice. The Firm does not plan to update this information.

Trading and investing in digital assets involves significant risks including price volatility and illiquidity and may not be suitable for all investors. The Firm is not liable whatsoever for any direct or consequential loss arising from the use of this material.

Copyright of this material belongs to GSR. Neither this material nor any copy thereof may be taken, reproduced or redistributed, directly or indirectly, without prior written permission of GSR.

Please see [here](#) for additional Regulatory Legal Notices relevant to US, UK and Singapore

## Notes & Sources

All options data is based on Deribit and derivatives graphics are from Laevidas. Market returns are based on price returns for the following ETFs: VOO, QQQ, EWU, EWG, EWJ, and EWH. Onchain volumes are not considered and thus certain token volumes may be understated (e.g., stETH).

CoinGecko	Santiment	DefiLlama	CoinMarketCap	Laevidas
L2Beat	Google Finance	TradingView	Deribit	WorldCoinIndex
Cryptorank	Investing.com	NFT Price Floor	CryptoSlate	