












Crypto Leaderboard

Rank	Name	Ticker	Price	24h	7d	30d	24h Vol \$m	MC \$m	1-Year Chart
1	Bitcoin	BTC	\$91,263	3%	9%	6%	42,377	1,812,210	
2	Ethereum	ETH	\$1,714	5%	8%	-14%	18,591	207,698	
3	Tether	USDT	\$1.00	0%	0%	0%	53,356	144,795	
4	XRP Ledger	XRP	\$2.18	3%	4%	-10%	2,996	127,373	
5	BNB	BNB	\$611	1%	6%	-2%	748	89,177	
6	Solana	SOL	\$145	4%	15%	10%	4,881	75,046	
7	USD Coin	USDC	\$1.00	0%	0%	0%	9,902	61,004	
8	Dogecoin	DOGE	\$0.17	7%	12%	0%	1,285	25,747	
9	Cardano	ADA	\$0.66	3%	9%	-6%	716	23,907	
10	TRON	TRX	\$0.25	2%	-1%	7%	762	23,465	

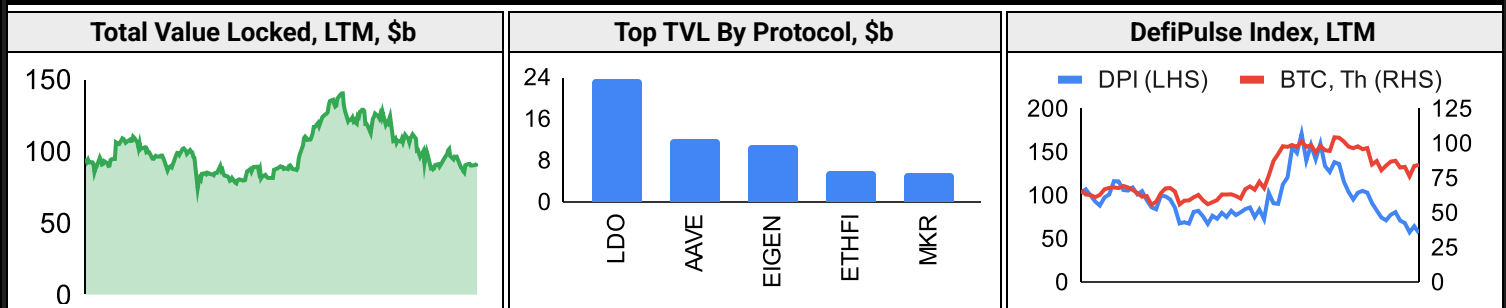
Top & Bottom Performers - Top 100 Tokens

24h		7 Days		30 Days		90 Days		365 Days	
FARTCOIN	21%	TAO	49%	CRV	37%	XAUT	25%	XRP	292%
CRV	12%	IMX	36%	TAO	35%	MKR	17%	BGB	254%
KAS	12%	FET	34%	STX	22%	GT	8%	GT	216%
TAO	10%	STX	32%	MKR	19%	SUSDE	2%	TRX	120%
ICP	-2%	KCS	-2%	LBTC	-20%	INJ	-58%	TIA	-77%
FIL	-3%	LEO	-4%	JUP	-22%	LBTC	-60%	IMX	-77%
IP	-4%	LBTC	-4%	TIA	-25%	ENA	-63%	LBTC	-87%
FET	-4%	WBT	-100%	TRUMP	-27%	TRUMP	-74%	TRUMP	-96%

Category Performance

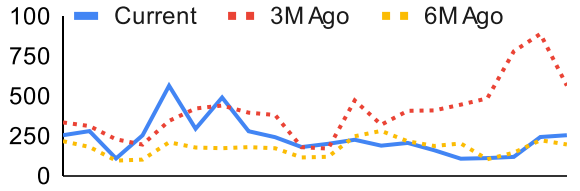
Category	7d	30d	90d	180d	365d	Ecosystem	7d	30d	90d	180d	365d
Privacy	12%	6%	-21%	10%	-13%	Tron	1%	5%	-15%	17%	45%
Meme	14%	-1%	-48%	-23%	-35%	Solana	12%	-3%	-49%	-32%	-52%
DEX	13%	-2%	-42%	-16%	-41%	Ethereum	15%	-4%	-41%	3%	-30%
Lending	16%	-3%	-21%	-7%	-16%	Cosmos	12%	-6%	-44%	-36%	-65%
Currency	10%	-4%	-28%	57%	33%	Avalanche	12%	-7%	-41%	-18%	-38%
Gaming/Entertai	16%	-5%	-49%	-32%	-61%	BSC	9%	-16%	-37%	-43%	-61%
CEXs	1%	-5%	-23%	25%	20%	Polygon	4%	-17%	-49%	-30%	-55%
Smart Contract	11%	-6%	-39%	-10%	-37%	Polkadot	3%	-18%	-51%	-39%	-66%
IoT/Data/Comp.	7%	-10%	-46%	-32%	-54%	 <p>1-Year BTC Dominance</p>					
Other DeFi	2%	-17%	-52%	-30%	-50%						
Scaling	14%	-24%	-54%	-45%	-74%						

DeFi

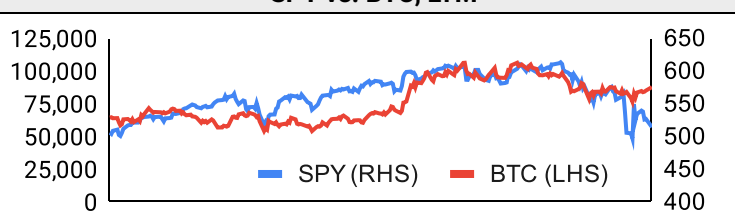


Trading Volume

Aggregate Volumes by Product, \$b					Top Derivatives Exchanges, \$m and bps					Top Spot Exchanges, \$m		
Product	1d	7d	30d	O/I	Exchange	1d Vol	O/I	Mkr	Tkr	Exchange	Mkts	1d Vol
Spot	44	207.81	1140	n/a	Binance	72,228	22,557	2.0	4.0	Binance	1,893	16,513
Perpetuals	252	1,080	5,760	1,220	OKX	32,392	7,490	2.0	5.0	Bybit	1,173	2,895
Futures	0	1	6	1	Bybit	26,004	13,948	2.0	5.5	Coinbase	438	3,380
Options	0	0	2	n/a	Bitget	24,525	14,602	2.0	6.0	Upbit	468	2,466

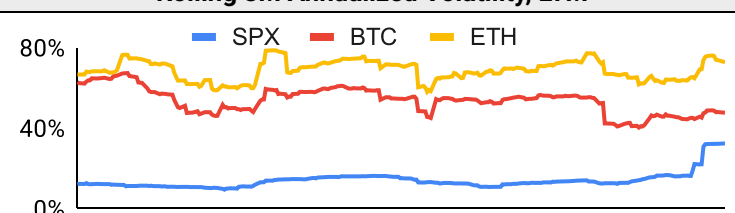
Daily Spot Volume, Top 100 Tokens Last 20d, \$b				Top Volume, 1d, \$m		Top Volume, %20d Avg		Low Volume, %20d Avg	
				USDT	75,745	STX	404%	WBT	0%
				BTC	40,523	IMX	353%	RSETH	10%
				ETH	17,771	WEETH	338%	RETH	18%
				USDC	11,097	FET	221%	OKB	38%
				SOL	4,087	CRO	210%	EOS	51%

Traditional Finance

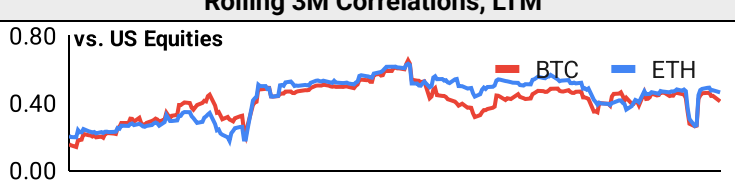
Global Equity Markets							SPY vs. BTC, LTM				
	US	USGrwth	UK	Germany	Japan	HK					
1D	-2%	-2%	0%	-1%	0%	0%					
7D	-5%	-5%	2%	1%	2%	0%					
90D	-15%	-17%	1%	9%	1%	-1%					
365D	4%	4%	20%	23%	2%	11%					

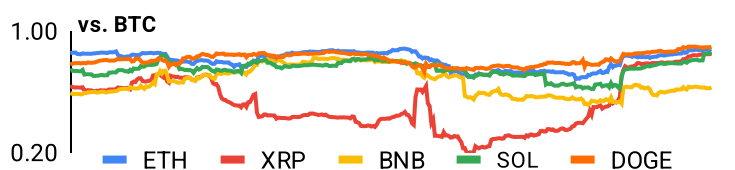
10-Year Treasury Yields							Commodities & FX					
	US	Brazil	UK	Germany	Japan	HK		WTI	Gas	Gold	USD/EUR	USD/JPY
Last	4.40%	14.62%	4.61%	2.45%	1.31%	3.31%	Last	63.2	3.00	+0.26%	0.87	140.8
1d Chg	-0.01	0.00	0.03	-0.02	0.00	-0.06	1d % Chg	1.3%	-0.4%	78.1%	0.3%	0.0%

Volatility

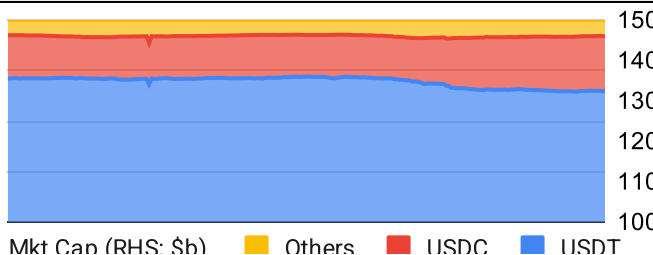
Annualized Volatility							Rolling 3M Annualized Volatility, LTM			
	BTC	ETH	XRP	BNB	SOL	DOGE				
30D	54%	92%	83%	42%	98%	94%				
90D	55%	85%	114%	55%	110%	99%				
180D	54%	79%	124%	55%	100%	115%				
365D	51%	71%	98%	52%	89%	97%				

Correlations

Intra-Crypto Correlations, LTM							Rolling 3M Correlations, LTM				
	BTC	ETH	XRP	BNB	SOL	DOGE					
BTC											
ETH	0.81										
XRP	0.53	0.53									
BNB	0.67	0.68	0.39								
SOL	0.76	0.72	0.54	0.60							
DOGE	0.82	0.73	0.55	0.62	0.70						

Rolling 3M Correlations, LTM					
					

Stablecoins

Stablecoin Market Size and Volume, \$m					Stablecoin Dominance (LHS) & Market Cap \$b (RHS), LTM	
Ticker	Price	1d Vol	20d Avg Vol	Market Cap		
USDT	1.00	75,745	69,339	144,773		
USDC	1.00	11,097	11,083	60,989		
DAI	1.00	1,174	1,224	5,366		
USDe	1.00	50	77	4,993		
FDUSD				1,569		
PYUSD	1.00	50	60	868		

Ethereum Mainnet & Layer 2s

Mainnet & Layer 2 Transactions (m/day) and L2 TVL (\$m)					Transactions (m/day), Rolling 90-Day Average, LTM					
Network	1d	30d Avg	TVL	Tech Type						
Base	6.9	213.6		Optimistic Rollup						
Taiko Alethia	1.8	65.0								
Arbitrum One	1.9	63.5		Optimistic Rollup						
World Chain	1.9	49.2								
Ethereum	1.2	36.8	-	mainnet						
Soneium	1.3	35.1								
OP Mainnet	0.9	30.5		Optimistic Rollup						
Abstract	0.8	18.0								
Starknet	0.6	15.7		ZK Rollup						
Blast	0.4	15.5		Optimistic Rollup						

Layer 2 Token Performance & Market Cap (\$b)					
	MNT	ARB	OP	STX	X
24h Return	+2.92%	-1%	-2%	+7.20%	+9.66%
Market Cap	\$ 2.30	\$ 1.47	\$ 1.19	\$ 1.16	\$ 984.40

NFTs and DAOs

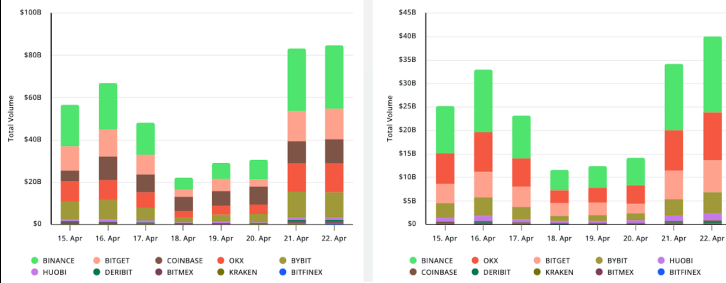
NFT Collection Stats (\$; Volume, MC in \$m)						DAO Treasury Amount (\$m) and Composition					
Collection	Floor	% Listed	3M Ret.	3M Vol	Market Cap	DAO	Treasury	Stables	BTC/ETH	Own Tokens	Other
CryptoPunks	71,825	41%	-42%	60,386	718	Mantle	2,222	1%	3%	92%	5%
Bored Ape Yacht C	23,920	55%	-45%	42,865	239	Uniswap	2,010	0%	0%	100%	0%
Pudgy Penguins	16,469	56%	-75%	134,338	146	Optimism	1,375	0%	0%	100%	0%
Autoglyphs	174,484	33%	-55%	2,252	89	ENS	1,074	3%	5%	91%	1%
Mutant Ape Yacht	4,092	61%	-43%	21,771	80	Arbitrum	846	0%	1%	99%	0%
Chromie Squiggle	7,226	28%	-54%	1,871	72	Ethereum	435	0%	91%	0%	9%
Mad Lads	6,689	65%	-56%	9,961	67	Sky	236	45%	0%	55%	0%
Fidenza by Tyler H	55,407	51%	-57%	1,299	55	Olympus	217	76%	0%	23%	0%
Doodles	4,979	39%	-65%	59,079	50	Golem	217	0%	84%	16%	0%
Milady Maker	4,954	53%	-70%	45,696	50	Gnosis	205	11%	5%	46%	38%

Crypto News

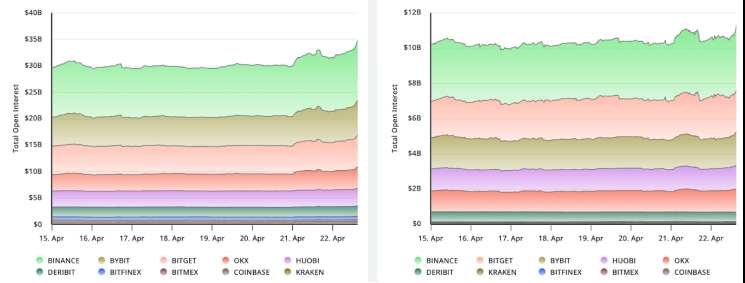
[Strategy Boosts Bitcoin Holdings Above \\$47 Billion With Latest Buy - Decrypt](#)
[Singapore Exchange to Introduce Bitcoin Perpetual Futures Derivative Product - Bitcoin.com News](#)
[Ripple's RLUSD Stablecoin Goes Live on Aave V3 Ethereum Market - CoinDesk](#)
[Mantra to Burn \\$160M OM Tokens, 50% From DAO's Founder, Following 90% Price Crash - CoinDesk](#)
[WazirX to Get Day in Court Next Month, With Payouts After 10 Days If Recovery Plan is Approved - CoinDesk](#)
[Bitdeer secures \\$60M to boost Bitcoin ASIC production amid record hashrate - Cointelegraph](#)
[Coinbase considering applying for US banking license - Cointelegraph](#)
[US judge transfers Binance lawsuit to Florida, citing first-to-file rule - Cointelegraph](#)
[KuCoin's settlement with CFTC in flux after Trump policy shift - Cointelegraph](#)

Crypto Futures

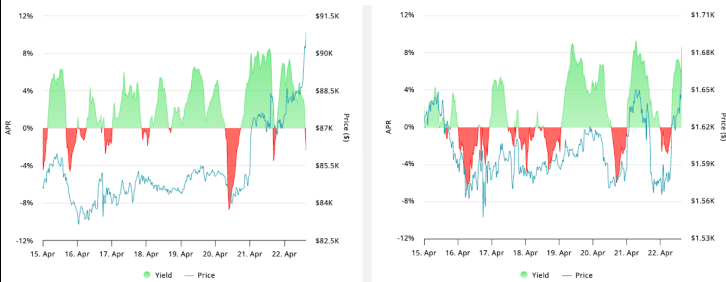
Futures Volume (BTC LHS ; ETH RHS), 1d



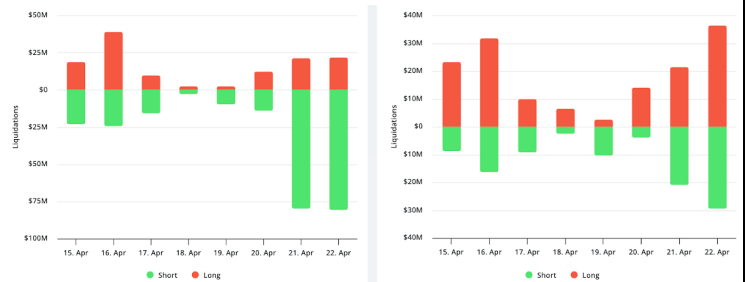
Futures Open Interest (BTC LHS ; ETH RHS)



OI Weighted Funding Rate (BTC LHS ; ETH RHS), 1d

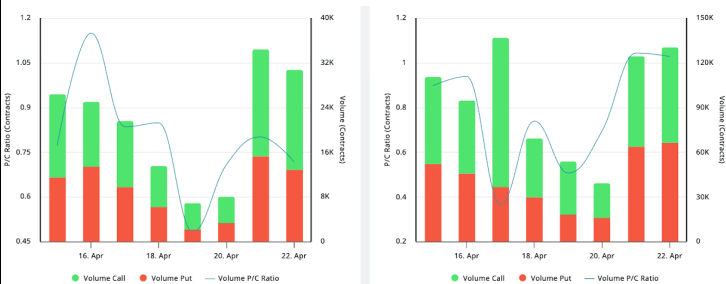


Liquidations (BTC LHS ; ETH RHS), 1d



Crypto Options

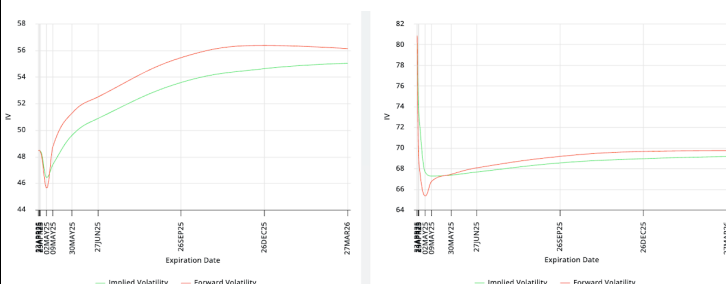
Options Volume & Put/Call Ratio (BTC LHS ; ETH RHS), 1d



ATM Implied Volatility (BTC LHS ; ETH RHS)



ATM Implied Vol Term Structure (BTC LHS ; ETH RHS)



25 Delta Skew (BTC LHS ; ETH RHS)





April 22, 2025

About GSR

GSR has over a decade of extensive experience in the crypto market, serving as a trusted liquidity provider and active, multi-stage investor. Our suite of services includes OTC Trading, Derivatives, and Market Making. GSR is actively involved in every major sector of the digital asset ecosystem, working with token issuers, institutional investors, miners, and leading trading venues.

For more information or if we can help with anything, please see gsr.io or contact us at gsr@gsr.io.

Follow GSR for more content: [Twitter](#) [Telegram](#) [LinkedIn](#)

Authors

Brian Rudick, Senior Strategist	Twitter	Telegram
Carlos Guzman, Research Analyst	Twitter	Telegram
Toe Bautista, Research Analyst	Twitter	Telegram

Required Disclosures

This material is provided by GSR (the "Firm") solely for informational purposes. It is not intended to be advice or a recommendation to buy, sell or hold any investment mentioned. Investors should form their own views in relation to any proposed investment.

It is intended only for sophisticated, institutional investors and does not constitute an offer or commitment, a solicitation of an offer or commitment, or any advice or recommendation, to enter into or conclude any transaction (whether on the terms shown or otherwise), or to provide investment services in any state or country where such an offer or solicitation or provision would be illegal. The Firm is not and does not act as an advisor or fiduciary in providing this material.

This material is not an independent research report, and has not been prepared in accordance with any legal requirements by any regulator (including the FCA, FINRA or CFTC) designed to promote the independence of investment research.

This material is not independent of the Firm's proprietary interests, which may conflict with the interests of any counterparty of the Firm. The Firm may trade investments discussed in this material for its own account, may trade contrary to the views expressed in this material, and may have positions in other related instruments. The Firm is not subject to any prohibition on dealing ahead of the dissemination of this material.

Information contained herein is based on sources considered to be reliable, but is not guaranteed to be accurate or complete.

Any opinions or estimates expressed herein reflect a judgment made by the author(s) as of the date of publication, and are subject to change without notice. The Firm does not plan to update this information.

Trading and investing in digital assets involves significant risks including price volatility and illiquidity and may not be suitable for all investors. The Firm is not liable whatsoever for any direct or consequential loss arising from the use of this material.

Copyright of this material belongs to GSR. Neither this material nor any copy thereof may be taken, reproduced or redistributed, directly or indirectly, without prior written permission of GSR.

Please see [here](#) for additional Regulatory Legal Notices relevant to US, UK and Singapore

Notes & Sources

All options data is based on Deribit and derivatives graphics are from Laevidas. Market returns are based on price returns for the following ETFs: VOO, QQQ, EWU, EWG, EWJ, and EWH. Onchain volumes are not considered and thus certain token volumes may be understated (e.g., stETH).

CoinGecko	Santiment	DefiLlama	CoinMarketCap	Laevidas
L2Beat	Google Finance	TradingView	Deribit	WorldCoinIndex
Cryptorank	Investing.com	NFT Price Floor	CryptoSlate	