












### Crypto Leaderboard

Rank	Name	Ticker	Price	24h	7d	30d	24h Vol \$m	MC \$m	1-Year Chart
1	Bitcoin	BTC	\$92,719	2%	11%	7%	52,344	1,840,851	
2	Ethereum	ETH	\$1,782	5%	14%	-13%	25,167	215,158	
3	Tether	USDT	\$1.00	0%	0%	0%	46,651	145,300	
4	XRP Ledger	XRP	\$2.22	3%	8%	-8%	5,615	129,445	
5	BNB	BNB	\$605	-1%	5%	-4%	1,069	88,215	
6	Solana	SOL	\$151	4%	15%	7%	6,469	78,040	
7	USD Coin	USDC	\$1.00	0%	0%	0%	15,704	61,608	
8	Dogecoin	DOGE	\$0.18	3%	16%	-2%	2,156	26,342	
9	Cardano	ADA	\$0.69	6%	15%	-4%	1,051	24,926	
10	TRON	TRX	\$0.24	-1%	-1%	7%	837	23,166	

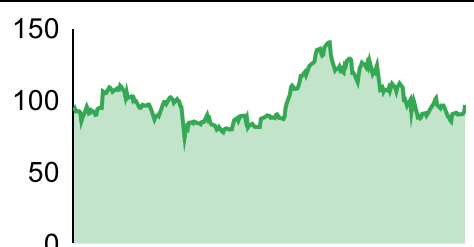
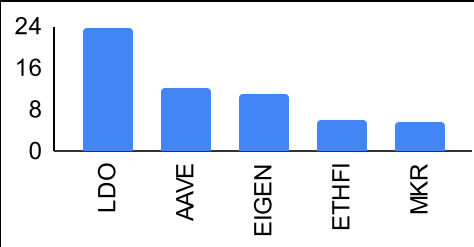
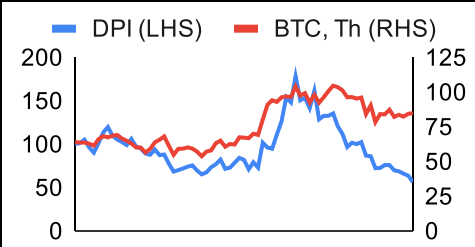
### Top & Bottom Performers - Top 100 Tokens

24h		7 Days		30 Days		90 Days		365 Days	
SUI	23%	IMX	48%	CRV	31%	XAUT	20%	XRP	313%
IMX	11%	SUI	47%	SUI	26%	MKR	16%	BGB	264%
ENA	10%	TAO	42%	TAO	22%	GT	4%	GT	214%
AAVE	9%	FET	37%	KAS	21%	XMR	4%	WBT	187%
NEXO	-1%	TRX	-1%	LBTC	-17%	OP	-56%	IMX	-74%
HYPE	-1%	XAUT	-2%	JUP	-18%	ENA	-59%	TIA	-77%
TAO	-2%	LEO	-4%	TIA	-23%	LBTC	-65%	LBTC	-88%
XAUT	-4%	LBTC	-16%	TRUMP	-25%	TRUMP	-78%	TRUMP	-96%

### Category Performance

Category	7d	30d	90d	180d	365d	Ecosystem	7d	30d	90d	180d	365d
Privacy	14%	4%	-18%	18%	-9%	Tron	2%	5%	-14%	22%	42%
Meme	21%	0%	-45%	-11%	-30%	Solana	15%	-3%	-47%	-23%	-50%
Lending	17%	-2%	-22%	2%	-12%	Ethereum	20%	-3%	-39%	14%	-27%
DEX	15%	-3%	-40%	-8%	-38%	Cosmos	18%	-6%	-42%	-29%	-64%
Currency	12%	-5%	-27%	69%	38%	Avalanche	17%	-7%	-39%	-8%	-34%
Smart Contract	14%	-6%	-37%	0%	-34%	Polygon	15%	-10%	-44%	-20%	-52%
Other DeFi	17%	-7%	-35%	29%	-15%	Polkadot	21%	-11%	-46%	-26%	-62%
Gaming/Entertai	21%	-7%	-47%	-24%	-60%	BSC	14%	-16%	-35%	-36%	-59%
CEXs	3%	-7%	-23%	30%	21%	 <p>1-Year BTC Dominance</p>					
IoT/Data/Comp.	13%	-8%	-43%	-22%	-51%						
Scaling	20%	-14%	-53%	-37%	-73%						

### DeFi

Total Value Locked, LTM, \$b	Top TVL By Protocol, \$b	DefiPulse Index, LTM
		



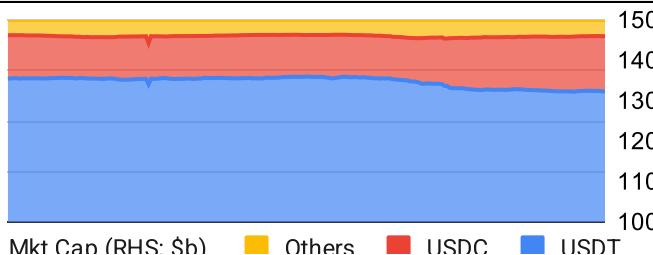
Intra-Crypto Correlations, LTM						
	BTC	ETH	XRP	BNB	SOL	DOGE
BTC						
ETH	0.82					
XRP	0.53	0.53				
BNB	0.67	0.68	0.39			
SOL	0.76	0.72	0.54	0.60		
DOGE	0.82	0.73	0.55	0.62	0.70	

**Rolling 3M Correlations, LTM**

**vs. US Equities**

**vs. BTC**

## Stablecoins

Stablecoin Market Size and Volume, \$m					Stablecoin Dominance (LHS) & Market Cap \$b (RHS), LTM	
Ticker	Price	1d Vol	20d Avg Vol	Market Cap		
USDT	1.00	108,924	72,118	145,310		150
USDC	1.00	15,893	11,413	61,767		140
DAI	1.00	1,091	1,281	5,366		130
USDe	1.00	71	73	4,783		120
FDUSD				1,525		110
PYUSD	1.00	49	60	873		100
					<div> <div></div> Mkt Cap (RHS: \$b) <div></div> Others <div></div> USDC <div></div> USDT </div>	

## Ethereum Mainnet & Layer 2s

Mainnet & Layer 2 Transactions (m/day) and L2 TVL (\$m)					Transactions (m/day), Rolling 90-Day Average, LTM						
Network	1d	30d Avg	TVL	Tech Type							
Base	7.1	213.3	-	Optimistic Rollup							
Taiko Alethia	1.8	64.7		Optimistic Rollup							
Arbitrum One	2.1	63.8									
World Chain	1.9	49.5									
Ethereum	1.3	37.1			mainnet						
Soneium	1.1	34.5									
OP Mainnet	0.9	30.2		Optimistic Rollup	Layer 2 Token Performance & Market Cap (\$b)						
Paradex	0.1	21.7		ZK Rollup		MNT	ARB	OP	STX	X	
Abstract	0.8	18.2			24h Return	+2.16%	+4.09%	+3.14%	+0.58%	+10.48%	
Starknet	0.4	15.1		ZK Rollup	Market Cap	\$ 2.36	\$ 1.55	\$ 1.24	\$ 1.17	\$ 1.07	

## NFTs and DAOs

NFT Collection Stats (\$; Volume, MC in \$m)						DAO Treasury Amount (\$m) and Composition					
Collection	Floor	% Listed	3M Ret.	3M Vol	Market Cap	DAO	Treasury	Stables	BTC/ETH	Own Tokens	Other
CryptoPunks	76,548	41%	-40%	60,124	766	Mantle	2,301	1%	3%	91%	5%
Bored Ape Yacht C	23,911	55%	-47%	42,269	239	Uniswap	2,225	0%	0%	100%	0%
Pudgy Penguins	17,872	56%	-72%	132,875	159	Optimism	1,489	0%	0%	100%	0%
Autoglyphs	212,485	33%	-44%	1,586	109	ENS	1,179	2%	5%	92%	1%
Mutant Ape Yacht	4,320	61%	-43%	21,495	85	Arbitrum	921	0%	1%	99%	0%
Chromie Squiggle	7,667	28%	-50%	1,890	77	Ethereum	481	0%	91%	0%	9%
Mad Lads	6,735	65%	-53%	9,772	67	Sky	249	43%	0%	57%	0%
Fidenza by Tyler H	59,602	51%	-53%	1,299	60	Golem	240	0%	85%	15%	0%
Milady Maker	5,614	53%	-64%	41,669	56	Gnosis	221	10%	5%	46%	38%
Doodles	5,234	39%	-62%	57,959	52	Olympus	217	76%	0%	23%	0%

## Crypto News

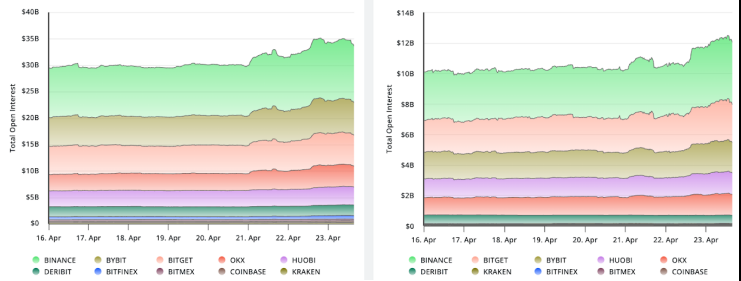
[Bitcoin ETFs log \\$912M inflows in 'dramatic' investor sentiment boost - Cointelegraph](#)  
[PayPal Aims To Boost Stablecoin Use By Offering 3.7% on Balances - Bloomberg](#)  
[Cantor in Talks on \\$3 Billion Crypto SPAC With Tether \(XDT\), SoftBank - Bloomberg.com](#)  
[Scroll's Euclid Upgrade Pushes It Into 'Stage 1' Decentralization Era - CoinDesk](#)  
[Travel Rule Compliance Surges on New Regs, Stablecoin Payments, Notabene Says - CoinDesk](#)  
[Pantera Leads \\$29M Funding for EigenLayer Rival Symbiotic to Expand Staking Play - CoinDesk](#)  
[PayPal to Pay 3.7% Annual Yield on Stablecoin PYUSD to Encourage Broader Use - CoinDesk](#)  
[Strategy, Coinbase, Miners Among Crypto Stocks Rallying as Bitcoin Surges Above \\$90K - CoinDesk](#)  
[Ubisoft taps Immutable to launch Web3 card game 'Might & Magic: Fates' - Cointelegraph](#)

### Crypto Futures

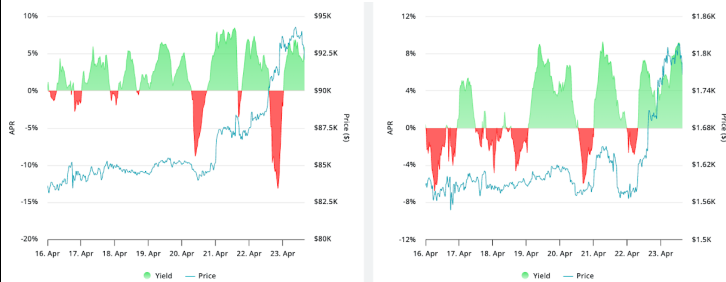
#### Futures Volume (BTC LHS ; ETH RHS), 1d



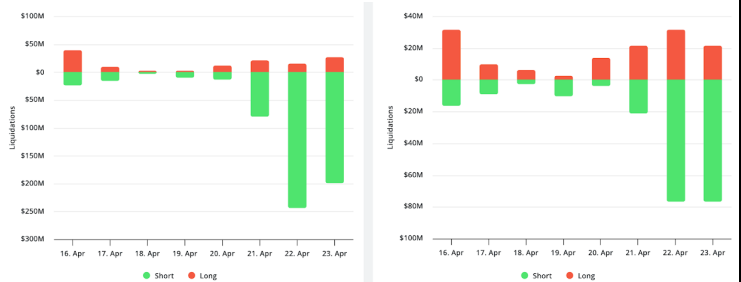
#### Futures Open Interest (BTC LHS ; ETH RHS)



#### OI Weighted Funding Rate (BTC LHS ; ETH RHS), 1d



#### Liquidations (BTC LHS ; ETH RHS), 1d



### Crypto Options

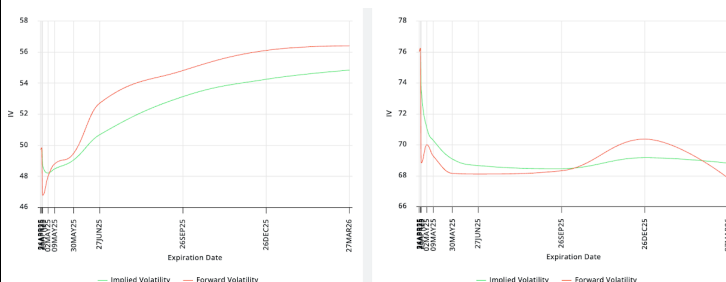
#### Options Volume & Put/Call Ratio (BTC LHS ; ETH RHS), 1d



#### ATM Implied Volatility (BTC LHS ; ETH RHS)



#### ATM Implied Vol Term Structure (BTC LHS ; ETH RHS)



#### 25 Delta Skew (BTC LHS ; ETH RHS)





April 23, 2025

## About GSR

GSR has over a decade of extensive experience in the crypto market, serving as a trusted liquidity provider and active, multi-stage investor. Our suite of services includes OTC Trading, Derivatives, and Market Making. GSR is actively involved in every major sector of the digital asset ecosystem, working with token issuers, institutional investors, miners, and leading trading venues.

For more information or if we can help with anything, please see [gsr.io](https://gsr.io) or contact us at [gsr@gsr.io](mailto:gsr@gsr.io).

Follow GSR for more content: [Twitter](#) [Telegram](#) [LinkedIn](#)

## Authors

Brian Rudick, Senior Strategist	<a href="#">Twitter</a>	<a href="#">Telegram</a>
Carlos Guzman, Research Analyst	<a href="#">Twitter</a>	<a href="#">Telegram</a>
Toe Bautista, Research Analyst	<a href="#">Twitter</a>	<a href="#">Telegram</a>

## Required Disclosures

This material is provided by GSR (the "Firm") solely for informational purposes. It is not intended to be advice or a recommendation to buy, sell or hold any investment mentioned. Investors should form their own views in relation to any proposed investment.

It is intended only for sophisticated, institutional investors and does not constitute an offer or commitment, a solicitation of an offer or commitment, or any advice or recommendation, to enter into or conclude any transaction (whether on the terms shown or otherwise), or to provide investment services in any state or country where such an offer or solicitation or provision would be illegal. The Firm is not and does not act as an advisor or fiduciary in providing this material.

This material is not an independent research report, and has not been prepared in accordance with any legal requirements by any regulator (including the FCA, FINRA or CFTC) designed to promote the independence of investment research.

This material is not independent of the Firm's proprietary interests, which may conflict with the interests of any counterparty of the Firm. The Firm may trade investments discussed in this material for its own account, may trade contrary to the views expressed in this material, and may have positions in other related instruments. The Firm is not subject to any prohibition on dealing ahead of the dissemination of this material.

Information contained herein is based on sources considered to be reliable, but is not guaranteed to be accurate or complete.

Any opinions or estimates expressed herein reflect a judgment made by the author(s) as of the date of publication, and are subject to change without notice. The Firm does not plan to update this information.

Trading and investing in digital assets involves significant risks including price volatility and illiquidity and may not be suitable for all investors. The Firm is not liable whatsoever for any direct or consequential loss arising from the use of this material.

Copyright of this material belongs to GSR. Neither this material nor any copy thereof may be taken, reproduced or redistributed, directly or indirectly, without prior written permission of GSR.

Please see [here](#) for additional Regulatory Legal Notices relevant to US, UK and Singapore

## Notes & Sources

All options data is based on Deribit and derivatives graphics are from Laevidas. Market returns are based on price returns for the following ETFs: VOO, QQQ, EWU, EWG, EWJ, and EWH. Onchain volumes are not considered and thus certain token volumes may be understated (e.g., stETH).

CoinGecko	Santiment	DefiLlama	CoinMarketCap	Laevidas
L2Beat	Google Finance	TradingView	Deribit	WorldCoinIndex
Cryptorank	Investing.com	NFT Price Floor	CryptoSlate	