












Crypto Leaderboard

Rank	Name	Ticker	Price	24h	7d	30d	24h Vol \$m	MC \$m	1-Year Chart
1	Bitcoin	BTC	\$84,400	3%	0%	-7%	41,602	1,675,058	
2	Ethereum	ETH	\$1,821	3%	-4%	-19%	19,094	219,657	
3	Tether	USDT	\$1.00	0%	0%	0%	69,553	144,017	
4	XRP Ledger	XRP	\$2.14	6%	-3%	-14%	5,736	124,854	
5	BNB	BNB	\$599	2%	-3%	0%	758	87,326	
6	Solana	SOL	\$123	8%	-5%	-16%	6,021	63,295	
7	USD Coin	USDC	\$1.00	0%	0%	0%	15,332	60,753	
8	Dogecoin	DOGE	\$0.17	9%	-5%	-16%	1,674	25,507	
9	Cardano	ADA	\$0.66	6%	-6%	-32%	959	23,914	
10	TRON	TRX	\$0.24	3%	3%	-1%	629	22,926	

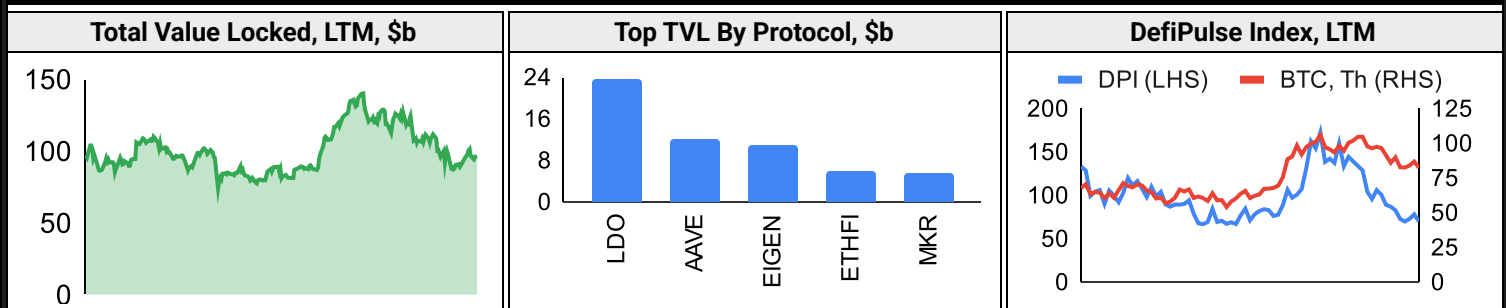
Top & Bottom Performers - Top 100 Tokens

24h		7 Days		30 Days		90 Days		365 Days	
ATOM	14%	EOS	43%	EOS	47%	OM	59%	OM	839%
JUP	11%	ATOM	11%	CRO	20%	GT	24%	XRP	260%
ALGO	11%	TRX	3%	ATOM	17%	XMR	11%	BGB	256%
PEPE	10%	SUSDE	0%	TON	13%	LEO	4%	GT	175%
IMX	-2%	IMX	-22%	HBAR	-33%	IMX	-69%	STX	-81%
APT	-2%	LBTC	-100%	JUP	-36%	FET	-71%	IMX	-84%
PI	-4%	PI	-100%	TRUMP	-43%	ENA	-75%	FET	-84%
TON	-5%	WBT	-100%	WBT	-100%	TRUMP	-90%	TRUMP	-96%

Category Performance

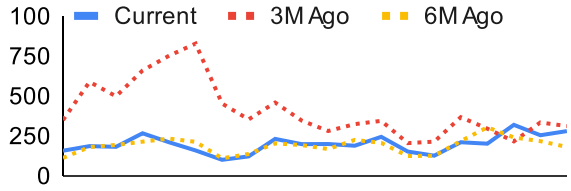
Category	7d	30d	90d	180d	365d	Ecosystem	7d	30d	90d	180d	365d
CEXs	-5%	-2%	-26%	16%	7%	Tron	2%	-3%	-24%	17%	32%
Privacy	-15%	-14%	-43%	2%	-27%	Ethereum	-8%	-15%	-55%	-9%	-49%
DEX	-8%	-14%	-57%	-20%	-58%	Cosmos	-9%	-16%	-55%	-38%	-68%
Meme	-9%	-16%	-58%	-16%	-46%	BSC	-11%	-18%	-54%	-43%	-63%
IoT/Data/Comp.	-11%	-16%	-57%	-34%	-64%	Avalanche	-9%	-19%	-51%	-22%	-50%
Smart Contract	-6%	-17%	-49%	-11%	-45%	Solana	-12%	-22%	-55%	-45%	-64%
Lending	-7%	-18%	-38%	-15%	-37%	Polygon	-14%	-25%	-58%	-34%	-64%
Currency	-5%	-18%	-35%	58%	17%	Polkadot	-18%	-30%	-62%	-40%	-68%
Gaming/Entertai	-16%	-26%	-64%	-34%	-71%						
Scaling	-12%	-31%	-64%	-45%	-79%						
Other DeFi	-27%	-36%	-68%	-45%	-68%						

DeFi

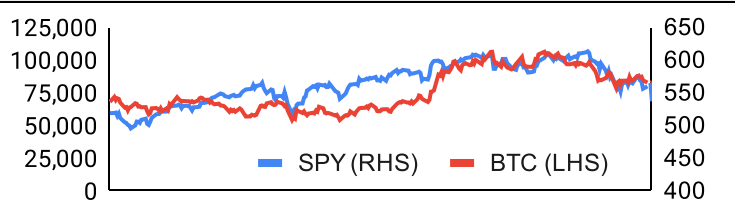


Trading Volume

Aggregate Volumes by Product, \$b					Top Derivatives Exchanges, \$m and bps					Top Spot Exchanges, \$m		
Product	1d	7d	30d	O/I	Exchange	1d Vol	O/I	Mkr	Tkr	Exchange	Mkts	1d Vol
Spot	45	186.35	1130	n/a	Binance	75,069	19,968	2.0	4.0	Binance	1,884	18,962
Perpetuals	222	926	5,410	1,350	OKX	34,377	6,103	2.0	5.0	Bybit	1,210	3,329
Futures	0	1	6	1	Bybit	29,942	12,343	2.0	5.5	Coinbase	437	3,651
Options	0	1	2	n/a	Bitget	25,598	13,021	2.0	6.0	Upbit	460	1,917

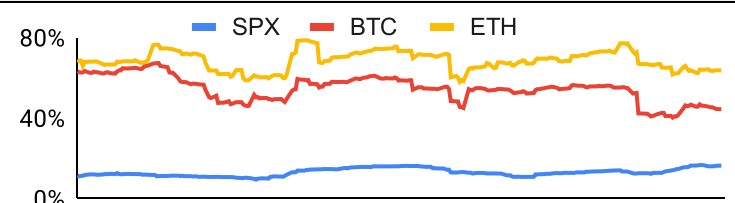
Daily Spot Volume, Top 100 Tokens Last 20d, \$b				Top Volume, 1d, \$m		Top Volume, %20d Avg		Low Volume, %20d Avg	
	Current	3M Ago	6M Ago	USDT	80,073	FIL	417%	WBT	0%
				BTC	45,282	ATOM	203%	RSETH	41%
				ETH	17,637	KAS	193%	WEETH	51%
				USDC	14,368	EOS	189%	CRO	54%
				XRP	5,664	MNT	182%	GT	65%

Traditional Finance

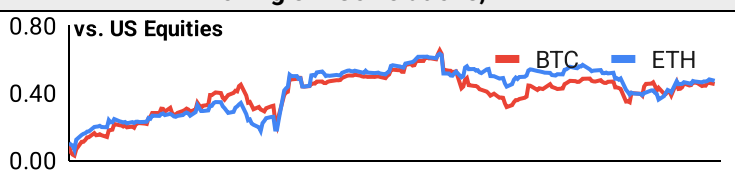
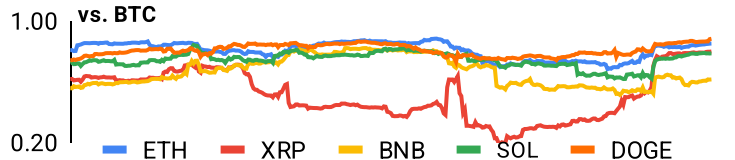
Global Equity Markets							SPY vs. BTC, LTM				
	US	USGrwth	UK	Germany	Japan	HK					
1D	-5%	-5%	0%	-2%	-4%	-2%					
7D	-5%	-6%	0%	-2%	-7%	-2%					
90D	-9%	-13%	-6%	16%	-3%	6%					
365D	4%	2%	11%	16%	-7%	12%					

10-Year Treasury Yields							Commodities & FX					
	US	Brazil	UK	Germany	Japan	HK		WTI	Gas	Gold	USD/EUR	USD/JPY
Last	3.99%	14.68%	4.49%	2.58%	1.17%	3.23%	Last	62.1	3.85	0	0.91	147.3
1d Chg	-0.06	-0.08	0.04	0.02	0.00	-0.06	1d % Chg	-7.3%	-6.9%	58.1%	0.9%	0.8%

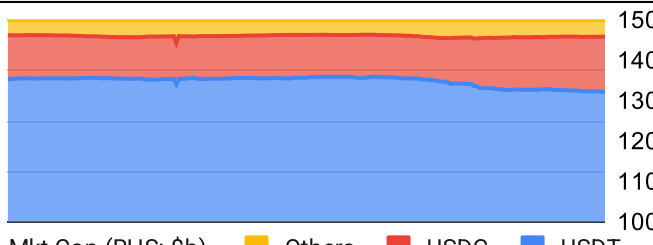
Volatility

Annualized Volatility							Rolling 3M Annualized Volatility, LTM			
	BTC	ETH	XRP	BNB	SOL	DOGE				
30D	51%	67%	85%	51%	86%	92%				
90D	52%	77%	119%	54%	112%	100%				
180D	51%	73%	121%	54%	95%	112%				
365D	51%	69%	97%	53%	89%	97%				

Correlations

Intra-Crypto Correlations, LTM							Rolling 3M Correlations, LTM				
	BTC	ETH	XRP	BNB	SOL	DOGE					
BTC											
ETH	0.81										
XRP	0.52	0.51									
BNB	0.67	0.68	0.39								
SOL	0.76	0.71	0.54	0.59							
DOGE	0.81	0.73	0.54	0.62	0.70						

Stablecoins

Stablecoin Market Size and Volume, \$m					Stablecoin Dominance (LHS) & Market Cap \$b (RHS), LTM	
Ticker	Price	1d Vol	20d Avg Vol	Market Cap		
USDT	1.00	80,073	59,068	144,006		
USDC	1.00	14,368	9,141	60,856		
DAI	1.00	115	124	5,365		
USDe	1.00	142	99	5,247		
FDUSD				2,202		
USD0	1.00			825		

Ethereum Mainnet & Layer 2s

Mainnet & Layer 2 Transactions (m/day) and L2 TVL (\$m)					Transactions (m/day), Rolling 90-Day Average, LTM					
Network	1d	30d Avg	TVL	Tech Type						
Base	7.6	226.2		Optimistic Rollup						
Taiko Alethia	2.2	74.5								
Arbitrum One	2.5	65.0		Optimistic Rollup						
World Chain	1.6	45.7								
Soneium	0.8	40.4								
Ethereum	1.3	36.1	-	mainnet						
OP Mainnet	1.0	30.0		Optimistic Rollup						
Abstract	0.6	19.0								
Starknet	0.4	17.5		ZK Rollup						
Blast	0.5	15.0		Optimistic Rollup						

Layer 2 Token Performance & Market Cap (\$b)					
	MNT	ARB	OP	MOVE	STX
24h Return	0%	+4.38%	+5.75%	+1.00%	+6.40%
Market Cap	\$ 2.48	\$ 1.46	\$ 1.16	\$ 1.05	\$ 926.35

NFTs and DAOs

NFT Collection Stats (\$; Volume, MC in \$m)						DAO Treasury Amount (\$m) and Composition					
Collection	Floor	% Listed	3M Ret.	3M Vol	Market Cap	DAO	Treasury	Stables	BTC/ETH	Own Tokens	Other
CryptoPunks	76,688	41%	-43%	65,528	767	Mantle	2,391	1%	3%	92%	5%
Bored Ape Yacht C	26,765	54%	-53%	48,495	268	Uniswap	2,170	0%	0%	100%	0%
Pudgy Penguins	17,422	56%	-78%	188,716	155	Optimism	1,394	0%	0%	100%	0%
Autoglyphs	177,961	33%	-62%	2,954	91	ENS	1,051	3%	5%	91%	1%
Mutant Ape Yacht	4,283	60%	-58%	25,261	84	Arbitrum	871	0%	1%	99%	0%
Chromie Squiggle	8,006	28%	-48%	1,893	80	Ethereum	478	0%	91%	0%	9%
Mad Lads	6,133	64%	-56%	14,819	61	Golem	229	0%	86%	14%	0%
Fidenza by Tyler H	57,289	51%	-64%	1,289	57	Gnosis	221	13%	5%	45%	37%
Milady Maker	5,144	53%	-64%	62,493	51	Sky	217	46%	0%	53%	0%
Doodles	5,111	39%	-70%	70,041	51	AAVE	181	31%	5%	50%	14%

Crypto News

[Lens launches mainnet today, bringing a potential new era to SocialFi - Blockworks](#)

[New Grayscale launches, filing reflects crypto product innovation boom - Blockworks](#)

[Cardano Foundation Targets \\$1.7B Data Breach Threat With New Privacy Tools - CoinDesk](#)

[Creators of DeFi Firm Aave Launch Social Media Developer Network Lens Chain - CoinDesk](#)

[U.S. March Jobs Growth of 228K Blows Through 135K Forecast - CoinDesk](#)

[China Announces 34% Tariff on All U.S. Goods. Bitcoin Falls Back to \\$83K - CoinDesk](#)

[Filecoin's FIL Spikes 30% as South Korean Exchange Upbit Lists the Token - CoinDesk](#)

[Coinbase Institutional Is Close to Offering XRP Futures - CoinDesk](#)

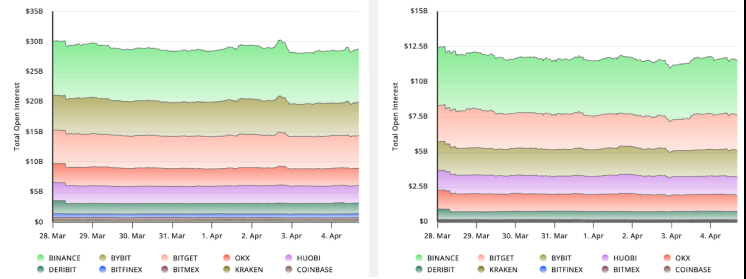
[Grayscale files S-1 to list Solana ETF on NYSE - Cointelegraph](#)

Crypto Futures

Futures Volume (BTC LHS ; ETH RHS), 1d



Futures Open Interest (BTC LHS ; ETH RHS)



OI Weighted Funding Rate (BTC LHS ; ETH RHS), 1d

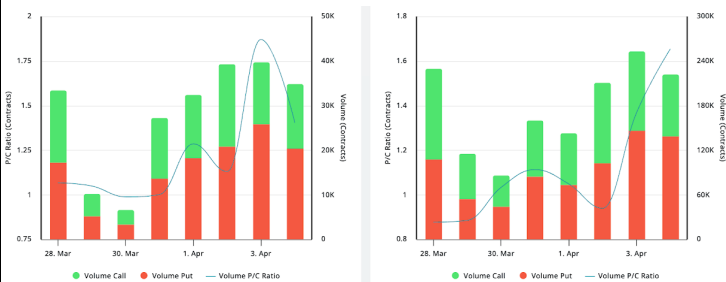


Liquidations (BTC LHS ; ETH RHS), 1d

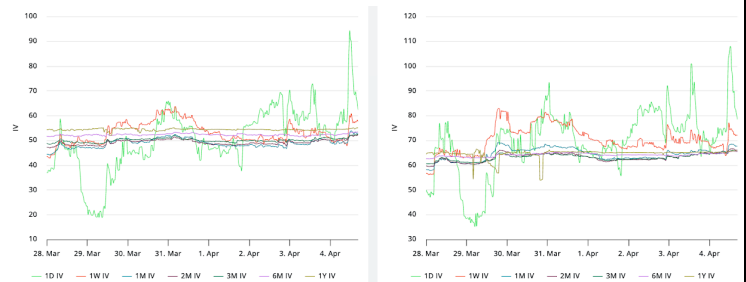


Crypto Options

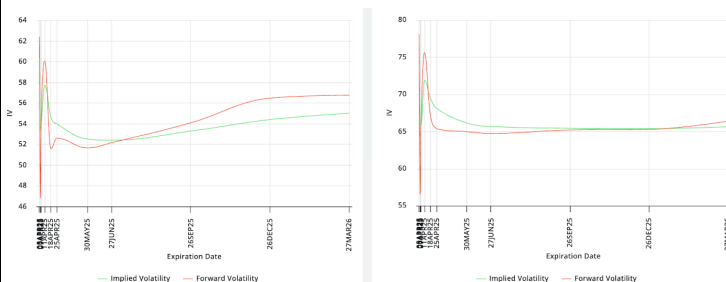
Options Volume & Put/Call Ratio (BTC LHS ; ETH RHS), 1d



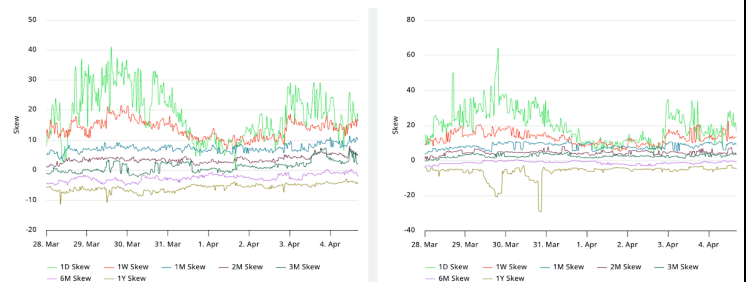
ATM Implied Volatility (BTC LHS ; ETH RHS)



ATM Implied Vol Term Structure (BTC LHS ; ETH RHS)



25 Delta Skew (BTC LHS ; ETH RHS)





April 4, 2025

About GSR

GSR has over a decade of extensive experience in the crypto market, serving as a trusted liquidity provider and active, multi-stage investor. Our suite of services includes OTC Trading, Derivatives, and Market Making. GSR is actively involved in every major sector of the digital asset ecosystem, working with token issuers, institutional investors, miners, and leading trading venues.

For more information or if we can help with anything, please see gsr.io or contact us at gsr@gsr.io.

Follow GSR for more content: [Twitter](#) [Telegram](#) [LinkedIn](#)

Authors

Brian Rudick, Senior Strategist	Twitter	Telegram
Carlos Guzman, Research Analyst	Twitter	Telegram
Toe Bautista, Research Analyst	Twitter	Telegram

Required Disclosures

This material is provided by GSR (the "Firm") solely for informational purposes. It is not intended to be advice or a recommendation to buy, sell or hold any investment mentioned. Investors should form their own views in relation to any proposed investment.

It is intended only for sophisticated, institutional investors and does not constitute an offer or commitment, a solicitation of an offer or commitment, or any advice or recommendation, to enter into or conclude any transaction (whether on the terms shown or otherwise), or to provide investment services in any state or country where such an offer or solicitation or provision would be illegal. The Firm is not and does not act as an advisor or fiduciary in providing this material.

This material is not an independent research report, and has not been prepared in accordance with any legal requirements by any regulator (including the FCA, FINRA or CFTC) designed to promote the independence of investment research.

This material is not independent of the Firm's proprietary interests, which may conflict with the interests of any counterparty of the Firm. The Firm may trade investments discussed in this material for its own account, may trade contrary to the views expressed in this material, and may have positions in other related instruments. The Firm is not subject to any prohibition on dealing ahead of the dissemination of this material.

Information contained herein is based on sources considered to be reliable, but is not guaranteed to be accurate or complete.

Any opinions or estimates expressed herein reflect a judgment made by the author(s) as of the date of publication, and are subject to change without notice. The Firm does not plan to update this information.

Trading and investing in digital assets involves significant risks including price volatility and illiquidity and may not be suitable for all investors. The Firm is not liable whatsoever for any direct or consequential loss arising from the use of this material.

Copyright of this material belongs to GSR. Neither this material nor any copy thereof may be taken, reproduced or redistributed, directly or indirectly, without prior written permission of GSR.

Please see [here](#) for additional Regulatory Legal Notices relevant to US, UK and Singapore

Notes & Sources

All options data is based on Deribit and derivatives graphics are from Laevidas. Market returns are based on price returns for the following ETFs: VOO, QQQ, EWU, EWG, EWJ, and EWH. Onchain volumes are not considered and thus certain token volumes may be understated (e.g., stETH).

CoinGecko	Santiment	DefiLlama	CoinMarketCap	Laevidas
L2Beat	Google Finance	TradingView	Deribit	WorldCoinIndex
Cryptorank	Investing.com	NFT Price Floor	CryptoSlate	