











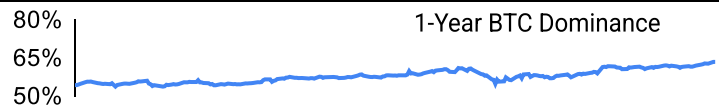
Crypto Leaderboard

Rank	Name	Ticker	Price	24h	7d	30d	24h Vol \$m	MC \$m	1-Year Chart
1	Bitcoin	BTC	\$77,119	-2%	-9%	-4%	48,601	1,530,900	
2	Ethereum	ETH	\$1,471	-6%	-23%	-27%	21,274	177,535	
3	Tether	USDT	\$1.00	0%	0%	0%	53,489	144,084	
4	XRP Ledger	XRP	\$1.84	-3%	-14%	-14%	6,427	107,505	
5	BNB	BNB	\$552	-1%	-10%	0%	960	80,309	
6	USD Coin	USDC	\$1.00	0%	0%	0%	14,468	60,224	
7	Solana	SOL	\$105	-3%	-17%	-17%	6,049	53,924	
8	TRON	TRX	\$0.23	1%	-2%	0%	757	22,003	
9	Dogecoin	DOGE	\$0.14	-3%	-17%	-14%	2,079	21,435	
10	Cardano	ADA	\$0.57	-2%	-15%	-20%	1,157	20,518	

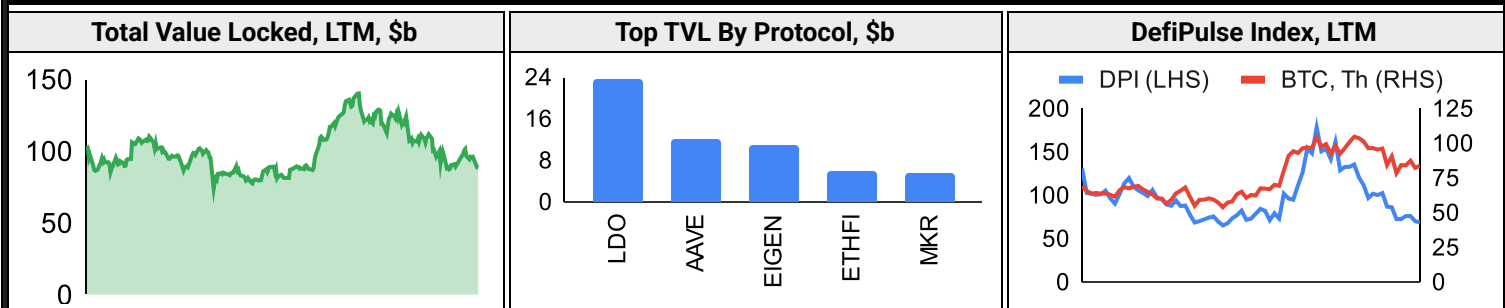
Top & Bottom Performers - Top 100 Tokens

24h		7 Days		30 Days		90 Days		365 Days	
KCS	7%	DEXE	16%	EOS	45%	OM	53%	OM	698%
MKR	3%	LBTC	7%	OKB	21%	GT	15%	WBT	223%
TRX	1%	OKB	2%	TON	12%	XAUT	13%	BGB	201%
TAO	1%	EOS	2%	ATOM	10%	OKB	6%	XRP	200%
ATOM	-6%	AAVE	-24%	LBTC	-32%	THETA	-68%	ARB	-83%
PEPE	-7%	TIA	-24%	JUP	-32%	LBTC	-70%	STX	-84%
NEAR	-7%	NEAR	-26%	ENA	-32%	ENA	-71%	FET	-86%
EOS	-8%	TON	-27%	TRUMP	-39%	FET	-71%	LBTC	-89%

Category Performance

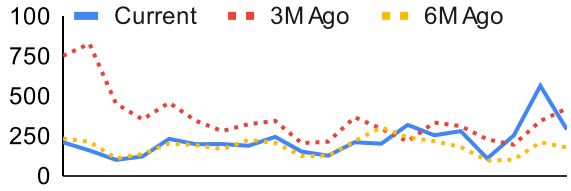
Category	7d	30d	90d	180d	365d	Ecosystem	7d	30d	90d	180d	365d
Privacy	-5%	-1%	-32%	3%	-32%	Tron	-5%	-4%	-24%	10%	20%
CEXs	-11%	-3%	-24%	17%	5%	Cosmos	-14%	-14%	-56%	-40%	-74%
IoT/Data/Comp.	-17%	-10%	-57%	-39%	-70%	Ethereum	-20%	-16%	-55%	-20%	-59%
Meme	-16%	-12%	-57%	-27%	-56%	Solana	-16%	-16%	-58%	-44%	-70%
DEX	-17%	-13%	-56%	-28%	-65%	Avalanche	-18%	-17%	-52%	-29%	-58%
Other DeFi	-15%	-13%	-14%	5%	-41%	Polygon	-21%	-20%	-58%	-38%	-71%
Smart Contract	-15%	-16%	-51%	-19%	-54%	BSC	-22%	-22%	-55%	-48%	-70%
Lending	-18%	-18%	-38%	-22%	-48%	Polkadot	-20%	-23%	-62%	-43%	-74%
Currency	-15%	-18%	-38%	41%	-3%	 <p>1-Year BTC Dominance</p>					
Gaming/Entertai	-19%	-19%	-63%	-40%	-76%						
Scaling	-18%	-29%	-63%	-48%	-82%						

DeFi

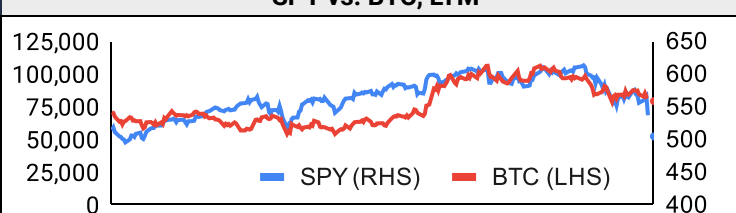


Trading Volume

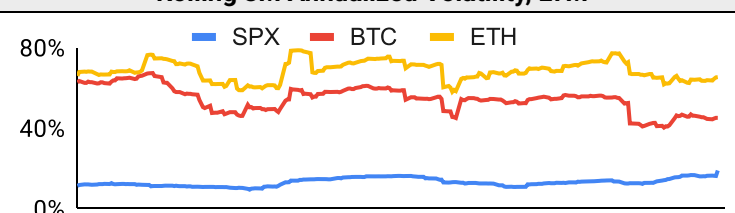
Aggregate Volumes by Product, \$b					Top Derivatives Exchanges, \$m and bps					Top Spot Exchanges, \$m		
Product	1d	7d	30d	O/I	Exchange	1d Vol	O/I	Mkr	Tkr	Exchange	Mkts	1d Vol
Spot	44	199.49	942.34	n/a	Binance	72,708	17,580	2.0	4.0	Binance	1,883	19,715
Perpetuals	229	1,020	4,420	1,200	Bybit	26,902	10,978	2.0	5.5	Bybit	1,213	3,137
Futures	0	1	5	1	OKX	31,675	5,469	2.0	5.0	Coinbase	437	3,434
Options	0	1	2	n/a	Bitget	25,712	11,482	2.0	6.0	Upbit	460	2,525

Daily Spot Volume, Top 100 Tokens Last 20d, \$b				Top Volume, 1d, \$m		Top Volume, %20d Avg		Low Volume, %20d Avg	
				USDT	79,843	DAI	681%	CRO	51%
				BTC	48,379	STETH	337%	BONK	65%
				ETH	20,123	WBT	299%	FLR	67%
				USDC	15,096	RSETH	209%	JUP	67%
				XRP	6,341	BGB	204%	TON	70%

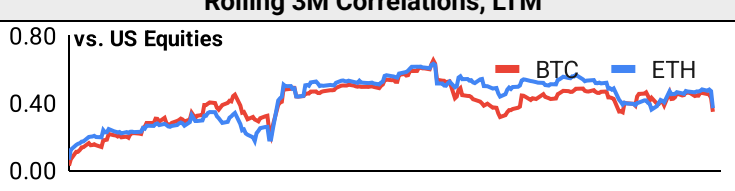
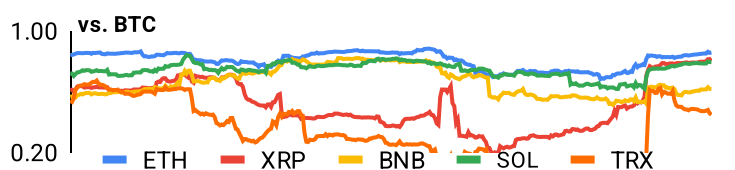
Traditional Finance

Global Equity Markets							SPY vs. BTC, LTM					
	US	USGrwth	UK	Germany	Japan	HK						
1D	-6%	-6%	-5%	-9%	-6%	-10%						
7D	-10%	-10%	-5%	-10%	-11%	-10%						
90D	-14%	-18%	-11%	3%	-9%	-4%						
365D	-3%	-4%	7%	7%	-12%	0%						
10-Year Treasury Yields							Commodities & FX					
	US	Brazil	UK	Germany	Japan	HK		WTI	Gas	Gold	USD/EUR	USD/JPY
Last	4.24%	14.78%	4.65%	2.60%	1.28%	3.19%	Last	60.1	3.52	0	0.91	146.4
1d Chg	0.08	-0.01	0.04	-0.02	0.01	-0.06	1d % Chg	-1.0%	-3.6%	54.1%	0.2%	-0.3%

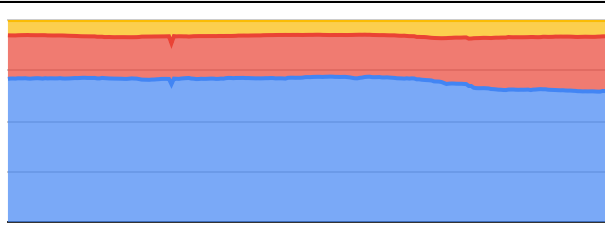
Volatility

Annualized Volatility							Rolling 3M Annualized Volatility, LTM	
	BTC	ETH	XRP	BNB	SOL	TRX		
30D	50%	74%	82%	51%	92%	44%		
90D	52%	80%	120%	55%	113%	55%		
180D	52%	75%	122%	54%	97%	149%		
365D	51%	70%	98%	53%	89%	108%		

Correlations

Intra-Crypto Correlations, LTM							Rolling 3M Correlations, LTM	
	BTC	ETH	XRP	BNB	SOL	TRX		
BTC								
ETH	0.81							
XRP	0.53	0.52						
BNB	0.67	0.69	0.39					
SOL	0.76	0.72	0.54	0.60				
TRX	0.15	0.15	0.15	0.39	0.18			

Stablecoins

Stablecoin Market Size and Volume, \$m					Stablecoin Dominance (LHS) & Market Cap \$b (RHS), LTM	
Ticker	Price	1d Vol	20d Avg Vol	Market Cap		
USDT	1.00	79,843	64,497	144,169		
USDC	1.00	15,096	10,383	60,320		
DAI	1.00	2,469	362	5,367		
USDe	1.00	106	110	5,100		
FDUSD				1,941		
PYUSD	1.00	88	60	794		
					<div> <div></div> Mkt Cap (RHS: \$b) <div></div> Others <div></div> USDC <div></div> USDT </div>	

Ethereum Mainnet & Layer 2s

Mainnet & Layer 2 Transactions (m/day) and L2 TVL (\$m)					Transactions (m/day), Rolling 90-Day Average, LTM						
Network	1d	30d Avg	TVL	Tech Type							
Base	7.7	223.9		Optimistic Rollup							
Taiko Alethia	2.2	72.8									
Arbitrum One	3.2	66.1		Optimistic Rollup							
World Chain	1.6	46.3									
Soneium	1.0	39.8									
Ethereum	1.4	36.0	-	mainnet							
OP Mainnet	1.1	30.3		Optimistic Rollup	Layer 2 Token Performance & Market Cap (\$b)						
Starknet	0.4	20.1		ZK Rollup		MNT	ARB	OP	MOVE	STX	
Abstract	0.4	17.7			24h Return	-2%	-4%	-6%	-3%	+0.71%	
Blast	0.4	15.0		Optimistic Rollup	Market Cap	\$ 2.27	\$ 1.22	\$	\$ 946.24	\$ 827.57	

NFTs and DAOs

NFT Collection Stats (\$; Volume, MC in \$m)						DAO Treasury Amount (\$m) and Composition					
Collection	Floor	% Listed	3M Ret.	3M Vol	Market Cap	DAO	Treasury	Stables	BTC/ETH	Own Tokens	Other
CryptoPunks	60,342	41%	-50%	64,693	603	Mantle	2,271	1%	2%	92%	5%
Bored Ape Yacht C	21,170	54%	-59%	48,269	212	Uniswap	1,932	0%	0%	100%	0%
Pudgy Penguins	13,207	56%	-84%	173,690	117	Optimism	1,200	0%	0%	100%	0%
Autoglyphs	175,116	33%	-56%	2,954	90	ENS	955	3%	5%	91%	1%
Mutant Ape Yacht	3,398	60%	-63%	24,808	66	Usual	815	0%	0%	0%	100%
Chromie Squiggle	6,348	28%	-60%	1,881	64	Arbitrum	775	0%	1%	99%	0%
Mad Lads	5,004	64%	-66%	12,536	50	Ethereum	419	0%	91%	0%	9%
Fidenza by Tyler H	46,362	51%	-68%	1,436	46	Sky	232	52%	0%	47%	0%
Milady Maker	4,523	53%	-63%	61,889	45	Golem	200	0%	85%	15%	0%
Doodles	4,085	39%	-73%	68,396	41	Gnosis	192	14%	5%	44%	37%

Crypto News

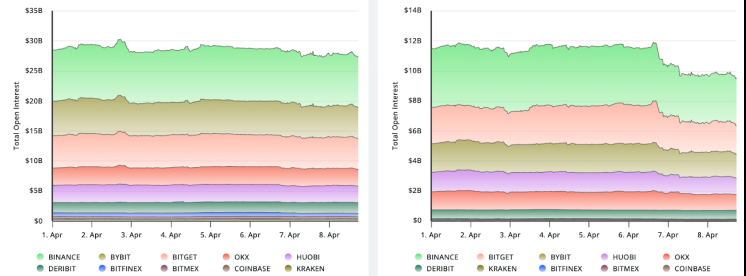
[Justice Department scraps crypto unit as Trump further loosens oversight of digital assets - Fortune](#)
[First XRP ETF in the U.S. to Go Live on Tuesday With Launch of Teucrium's Leveraged Fund - CoinDesk](#)
[Sats Terminal Raises \\$1.7M to Simplify and Scale Bitcoin DeFi - GlobeNewswire](#)
[Apollo makes a strategic investment into RWA platform Plume - Blockworks](#)
[DeFi Game Aavegotchi to Abandon Polygon, Migrate to Coinbase's Base - CoinDesk](#)
[Rootstock Prepares to Release SDKs for Bitcoin Layer 2s Using BitVMX - CoinDesk](#)
[Ripple to Acquire Prime Broker Hidden Road for \\$1.25B, Expanding Institutional Push - CoinDesk](#)
[Lyzi Raises \\$1.4M to Expand Tezos-Based Crypto Payments Service for Retail - CoinDesk](#)
[Cboe Set to Debut New Bitcoin Futures With FTSE Russell - CoinDesk](#)

Crypto Futures

Futures Volume (BTC LHS ; ETH RHS), 1d



Futures Open Interest (BTC LHS ; ETH RHS)



OI Weighted Funding Rate (BTC LHS ; ETH RHS), 1d

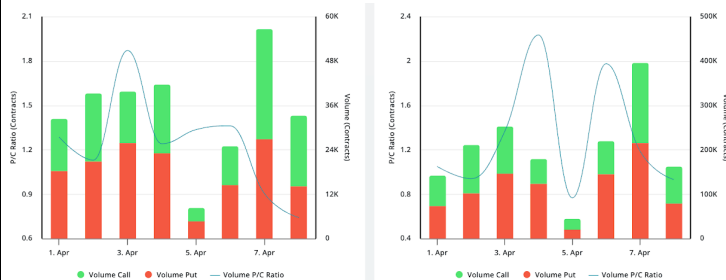


Liquidations (BTC LHS ; ETH RHS), 1d

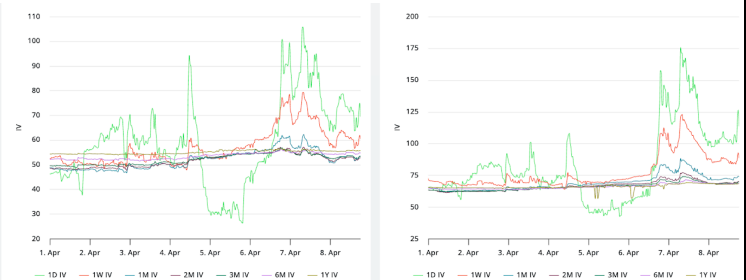


Crypto Options

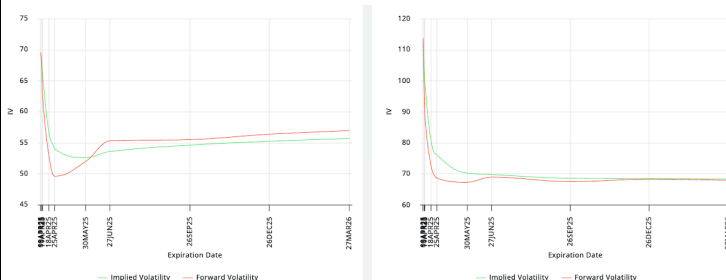
Options Volume & Put/Call Ratio (BTC LHS ; ETH RHS), 1d



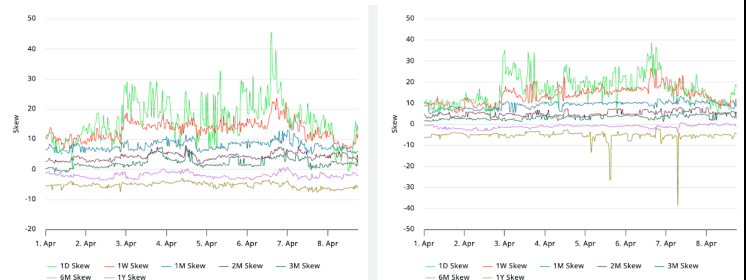
ATM Implied Volatility (BTC LHS ; ETH RHS)



ATM Implied Vol Term Structure (BTC LHS ; ETH RHS)



25 Delta Skew (BTC LHS ; ETH RHS)





April 8, 2025

About GSR

GSR has over a decade of extensive experience in the crypto market, serving as a trusted liquidity provider and active, multi-stage investor. Our suite of services includes OTC Trading, Derivatives, and Market Making. GSR is actively involved in every major sector of the digital asset ecosystem, working with token issuers, institutional investors, miners, and leading trading venues.

For more information or if we can help with anything, please see gsr.io or contact us at gsr@gsr.io.

Follow GSR for more content: [Twitter](#) [Telegram](#) [LinkedIn](#)

Authors

Brian Rudick, Senior Strategist	Twitter	Telegram
Carlos Guzman, Research Analyst	Twitter	Telegram
Toe Bautista, Research Analyst	Twitter	Telegram

Required Disclosures

This material is provided by GSR (the "Firm") solely for informational purposes. It is not intended to be advice or a recommendation to buy, sell or hold any investment mentioned. Investors should form their own views in relation to any proposed investment.

It is intended only for sophisticated, institutional investors and does not constitute an offer or commitment, a solicitation of an offer or commitment, or any advice or recommendation, to enter into or conclude any transaction (whether on the terms shown or otherwise), or to provide investment services in any state or country where such an offer or solicitation or provision would be illegal. The Firm is not and does not act as an advisor or fiduciary in providing this material.

This material is not an independent research report, and has not been prepared in accordance with any legal requirements by any regulator (including the FCA, FINRA or CFTC) designed to promote the independence of investment research.

This material is not independent of the Firm's proprietary interests, which may conflict with the interests of any counterparty of the Firm. The Firm may trade investments discussed in this material for its own account, may trade contrary to the views expressed in this material, and may have positions in other related instruments. The Firm is not subject to any prohibition on dealing ahead of the dissemination of this material.

Information contained herein is based on sources considered to be reliable, but is not guaranteed to be accurate or complete.

Any opinions or estimates expressed herein reflect a judgment made by the author(s) as of the date of publication, and are subject to change without notice. The Firm does not plan to update this information.

Trading and investing in digital assets involves significant risks including price volatility and illiquidity and may not be suitable for all investors. The Firm is not liable whatsoever for any direct or consequential loss arising from the use of this material.

Copyright of this material belongs to GSR. Neither this material nor any copy thereof may be taken, reproduced or redistributed, directly or indirectly, without prior written permission of GSR.

Please see [here](#) for additional Regulatory Legal Notices relevant to US, UK and Singapore

Notes & Sources

All options data is based on Deribit and derivatives graphics are from Laevidas. Market returns are based on price returns for the following ETFs: VOO, QQQ, EWU, EWG, EWJ, and EWH. Onchain volumes are not considered and thus certain token volumes may be understated (e.g., stETH).

CoinGecko	Santiment	DefiLlama	CoinMarketCap	Laevidas
L2Beat	Google Finance	TradingView	Deribit	WorldCoinIndex
Cryptorank	Investing.com	NFT Price Floor	CryptoSlate	