











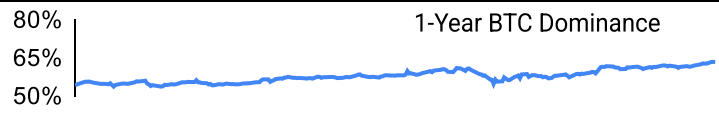
Crypto Leaderboard

Rank	Name	Ticker	Price	24h	7d	30d	24h Vol \$m	MC \$m	1-Year Chart
1	Bitcoin	BTC	\$81,325	5%	-1%	4%	56,808	1,615,944	
2	Ethereum	ETH	\$1,586	8%	-12%	-15%	31,824	191,282	
3	Tether	USDT	\$1.00	0%	0%	0%	60,396	143,914	
4	XRP Ledger	XRP	\$2.03	10%	1%	2%	8,462	117,603	
5	BNB	BNB	\$577	5%	-2%	9%	886	84,181	
6	Solana	SOL	\$117	12%	0%	-1%	5,864	60,215	
7	USD Coin	USDC	\$1.00	0%	0%	0%	20,475	59,953	
8	Dogecoin	DOGE	\$0.16	9%	-4%	3%	1,818	23,220	
9	TRON	TRX	\$0.23	1%	0%	2%	925	22,291	
10	Cardano	ADA	\$0.61	8%	-3%	-7%	1,446	22,134	

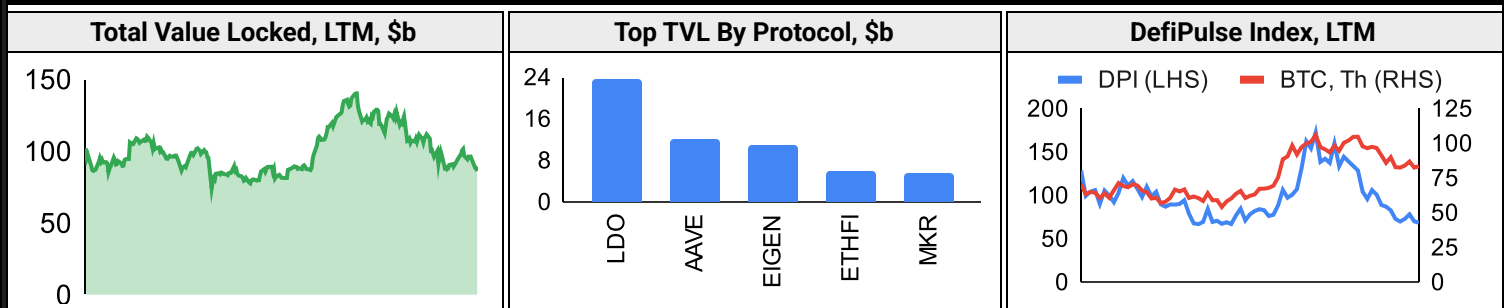
Top & Bottom Performers - Top 100 Tokens

24h		7 Days		30 Days		90 Days		365 Days	
HYPE	27%	OKB	12%	EOS	53%	OM	68%	OM	711%
ONDO	18%	LBTC	10%	OKB	30%	GT	20%	XRP	234%
PEPE	14%	ONDO	10%	ATOM	26%	XAUT	16%	BGB	230%
RENDER	13%	DEXE	9%	TON	25%	OKB	14%	GT	182%
USDT0	0%	NEAR	-16%	JUP	-24%	IMX	-66%	IMX	-84%
USD0	0%	TON	-17%	ENA	-25%	LBTC	-68%	FET	-85%
USDS	0%	RSETH	-18%	LBTC	-29%	FET	-70%	LBTC	-87%
TKX	0%	TRUMP	-22%	TRUMP	-41%	TRUMP	-94%	TRUMP	-97%

Category Performance

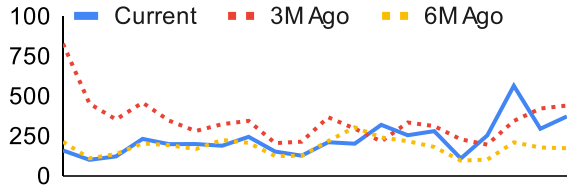
Category	7d	30d	90d	180d	365d	Ecosystem	7d	30d	90d	180d	365d
CEXs	-3%	5%	-19%	21%	12%	Tron	-2%	-1%	-21%	10%	25%
Privacy	-1%	5%	-30%	1%	-28%	Ethereum	-6%	-4%	-49%	-14%	-53%
IoT/Data/Comp.	-4%	0%	-52%	-36%	-66%	Cosmos	-6%	-5%	-53%	-39%	-73%
DEX	-5%	-1%	-52%	-25%	-60%	Avalanche	-5%	-6%	-47%	-25%	-53%
Meme	-3%	-2%	-52%	-23%	-49%	Solana	-10%	-10%	-55%	-40%	-66%
Other DeFi	-3%	-4%	-11%	11%	-34%	BSC	-10%	-10%	-51%	-47%	-69%
Smart Contract	-3%	-5%	-47%	-16%	-49%	Polygon	-8%	-12%	-55%	-36%	-68%
Currency	-3%	-7%	-31%	50%	8%	Polkadot	-8%	-16%	-59%	-42%	-73%
Lending	-8%	-9%	-33%	-19%	-42%						
Gaming/Entertai	-6%	-9%	-59%	-38%	-73%						
Scaling	-7%	-22%	-60%	-47%	-80%						

DeFi

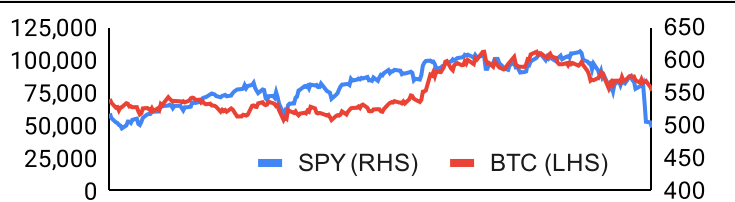


Trading Volume

Aggregate Volumes by Product, \$b					Top Derivatives Exchanges, \$m and bps					Top Spot Exchanges, \$m		
Product	1d	7d	30d	O/I	Exchange	1d Vol	O/I	Mkr	Tkr	Exchange	Mkts	1d Vol
Spot	59	263.25	1030	n/a	Binance	96,139	18,143	2.0	4.0	Binance	1,888	23,747
Perpetuals	298	1,380	4,890	1,250	OKX	44,881	5,818	2.0	5.0	Bybit	1,216	3,821
Futures	0	1	5	1	Bybit	36,288	11,390	2.0	5.5	Coinbase	437	4,363
Options	0	1	2	n/a	Bitget	32,913	11,875	2.0	6.0	Upbit	460	3,004

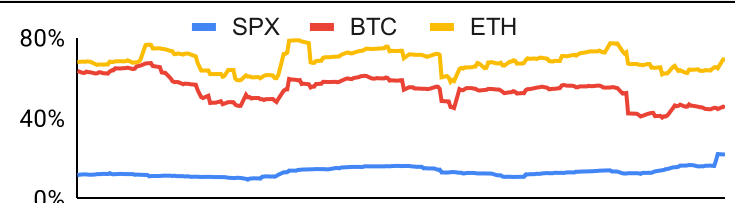
Daily Spot Volume, Top 100 Tokens Last 20d, \$b				Top Volume, 1d, \$m		Top Volume, %20d Avg		Low Volume, %20d Avg	
				USDT	104,074	DAI	479%	WBT	0%
				BTC	61,389	PYUSD	236%	CRO	47%
				ETH	30,428	BGB	203%	DEXE	54%
				USDC	19,022	XAUT	201%	IMX	75%
				XRP	7,233	MNT	187%	BONK	76%

Traditional Finance

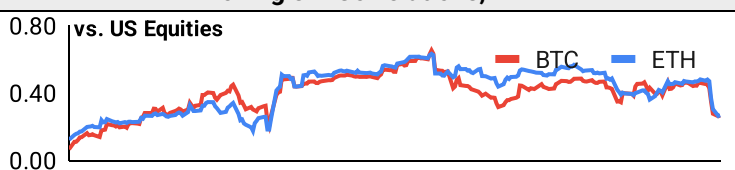
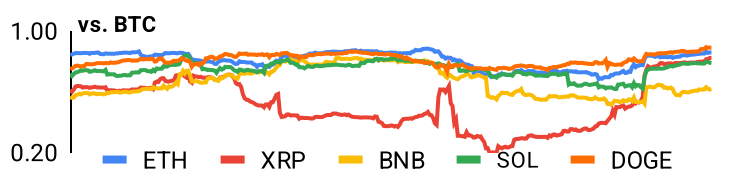
Global Equity Markets							SPY vs. BTC, LTM	
	US	USGrwth	UK	Germany	Japan	HK		
1D	-1%	-2%	4%	-1%	1%	-3%		
7D	-11%	-12%	-3%	-11%	-10%	-14%		
90D	-16%	-19%	-5%	3%	-8%	-6%		
365D	-4%	-6%	12%	5%	-12%	-3%		

10-Year Treasury Yields							Commodities & FX					
	US	Brazil	UK	Germany	Japan	HK		WTI	Gas	Gold	USD/EUR	USD/JPY
Last	4.40%	14.78%	4.86%	2.59%	1.28%	3.28%	Last	57.3	3.52	+0.17%	0.91	145.0
1d Chg	0.14	-0.07	0.07	0.01	0.01	-0.06	1d % Chg	-3.8%	1.6%	60.0%	-0.5%	-0.9%

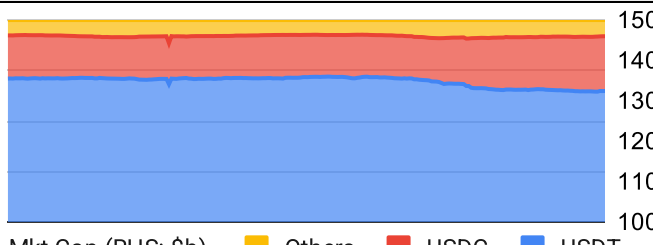
Volatility

Annualized Volatility							Rolling 3M Annualized Volatility, LTM	
	BTC	ETH	XRP	BNB	SOL	DOGE		
30D	51%	71%	83%	49%	90%	89%		
90D	53%	80%	120%	55%	113%	101%		
180D	52%	75%	123%	54%	97%	114%		
365D	51%	70%	98%	53%	89%	98%		

Correlations

Intra-Crypto Correlations, LTM							Rolling 3M Correlations, LTM	
	BTC	ETH	XRP	BNB	SOL	DOGE		
BTC								
ETH	0.81							
XRP	0.53	0.53						
BNB	0.67	0.69	0.39					
SOL	0.76	0.72	0.54	0.60				
DOGE	0.81	0.73	0.55	0.63	0.70			

Stablecoins

Stablecoin Market Size and Volume, \$m					Stablecoin Dominance (LHS) & Market Cap \$b (RHS), LTM	
Ticker	Price	1d Vol	20d Avg Vol	Market Cap		
USDT	1.00	104,074	66,693	143,912		
USDC	1.00	19,022	10,824	60,180		
DAI	1.00	2,208	461	5,364		
USDe	1.00	101	109	5,077		
FDUSD				1,881		
PYUSD	1.00	156	66	793		

Ethereum Mainnet & Layer 2s

Mainnet & Layer 2 Transactions (m/day) and L2 TVL (\$m)					Transactions (m/day), Rolling 90-Day Average, LTM					
Network	1d	30d Avg	TVL	Tech Type						
Base	7.1	222.7		Optimistic Rollup						
Taiko Alethia	2.4	72.6								
Arbitrum One	2.5	66.3		Optimistic Rollup						
World Chain	1.6	46.6								
Soneium	1.0	39.5								
Ethereum	1.4	36.3	-	mainnet						
OP Mainnet	1.3	30.8		Optimistic Rollup						
Starknet	0.8	20.8		ZK Rollup						
Abstract	0.5	17.5								
Blast	0.5	15.1		Optimistic Rollup						

Layer 2 Token Performance & Market Cap (\$b)					
	MNT	ARB	OP	MOVE	STX
24h Return	-1%	+4.38%	+4.62%	-1%	+1.53%
Market Cap	\$ 2.25	\$ 1.28	\$ 1.02	\$ 940.45	\$ 849.38

NFTs and DAOs

NFT Collection Stats (\$; Volume, MC in \$m)						DAO Treasury Amount (\$m) and Composition					
Collection	Floor	% Listed	3M Ret.	3M Vol	Market Cap	DAO	Treasury	Stables	BTC/ETH	Own Tokens	Other
CryptoPunks	63,910	41%	-44%	65,049	639	Mantle	2,158	1%	2%	92%	5%
Bored Ape Yacht C	20,991	54%	-57%	47,787	210	Uniswap	1,809	0%	0%	100%	0%
Pudgy Penguins	13,492	56%	-82%	170,945	120	Optimism	1,200	0%	0%	100%	0%
Autoglyphs	179,054	33%	-54%	2,954	92	ENS	922	3%	5%	91%	1%
Mutant Ape Yacht	3,491	60%	-58%	24,634	68	Usual	816	0%	0%	0%	100%
Chromie Squiggle	6,491	28%	-59%	1,896	65	Arbitrum	771	0%	1%	99%	0%
Mad Lads	5,046	64%	-62%	12,332	50	Ethereum	401	0%	91%	0%	9%
Fidenza by Tyler H	47,404	51%	-67%	1,490	47	Sky	230	52%	0%	47%	0%
Milady Maker	4,621	53%	-61%	61,615	46	Golem	197	0%	84%	16%	0%
Doodles	4,026	39%	-73%	67,201	40	Gnosis	185	15%	5%	43%	37%

Crypto News

[Bitcoin DeFi booms as Core blockchain hits \\$260M in dual-staked assets - Cointelegraph](#)

[21Shares Forms Exclusive Partnership with the House of Doge to Launch Dogecoin ETP in Europe - GlobeNewswire](#)

[Understanding MegaETH's need for speed - Blockworks](#)

[Stablecoin infrastructure platform M^0 expands to Solana - Blockworks](#)

[Galaxy's imminent US listing reflects SEC change - Blockworks](#)

[Exclusive: Sequence sunsets Horizon Blockchain Games in rebrand - Blockworks](#)

[Kraken Teams Up With Mastercard to Introduce Crypto Debit Cards - CoinDesk](#)

[Binance to launch second reward-bearing margin asset LDUSdt - Cointelegraph](#)

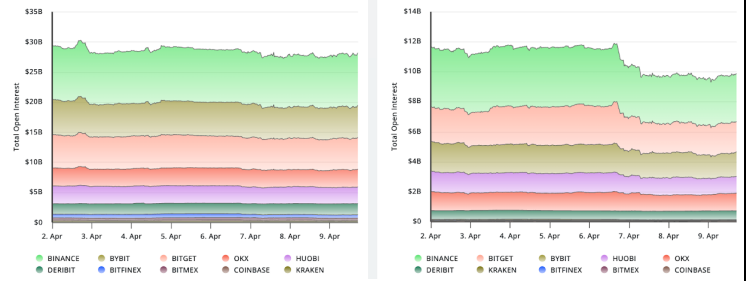
[New York bill proposes blockchain study for election record security - Cointelegraph](#)

Crypto Futures

Futures Volume (BTC LHS ; ETH RHS), 1d



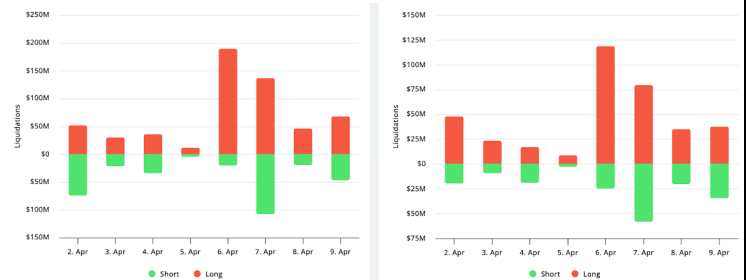
Futures Open Interest (BTC LHS ; ETH RHS)



OI Weighted Funding Rate (BTC LHS ; ETH RHS), 1d

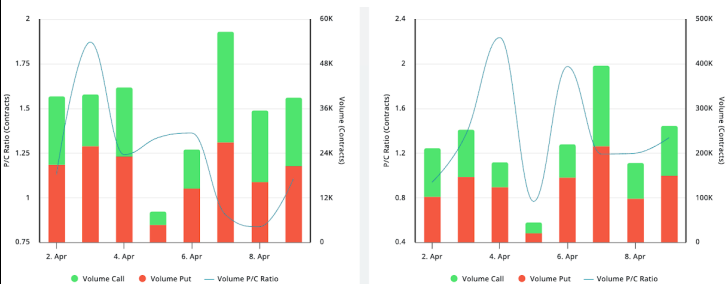


Liquidations (BTC LHS ; ETH RHS), 1d

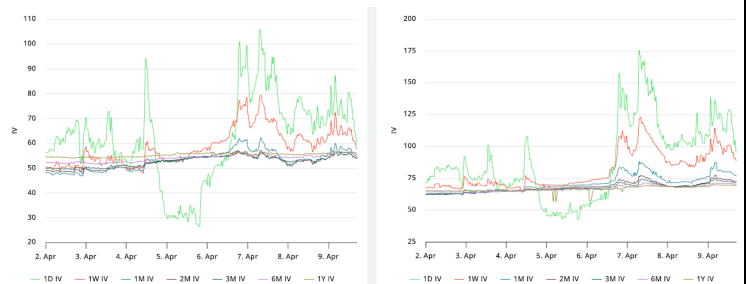


Crypto Options

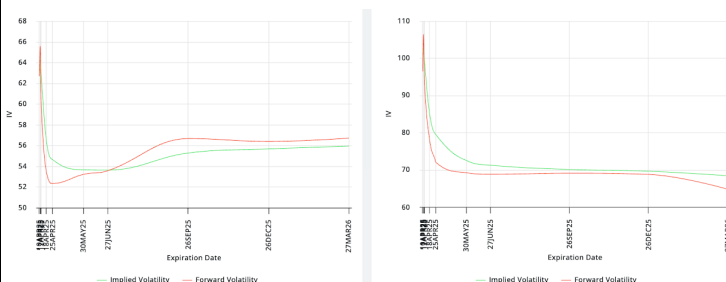
Options Volume & Put/Call Ratio (BTC LHS ; ETH RHS), 1d



ATM Implied Volatility (BTC LHS ; ETH RHS)



ATM Implied Vol Term Structure (BTC LHS ; ETH RHS)



25 Delta Skew (BTC LHS ; ETH RHS)





April 9, 2025

About GSR

GSR has over a decade of extensive experience in the crypto market, serving as a trusted liquidity provider and active, multi-stage investor. Our suite of services includes OTC Trading, Derivatives, and Market Making. GSR is actively involved in every major sector of the digital asset ecosystem, working with token issuers, institutional investors, miners, and leading trading venues.

For more information or if we can help with anything, please see gsr.io or contact us at gsr@gsr.io.

Follow GSR for more content: [Twitter](#) [Telegram](#) [LinkedIn](#)

Authors

Brian Rudick, Senior Strategist	Twitter	Telegram
Carlos Guzman, Research Analyst	Twitter	Telegram
Toe Bautista, Research Analyst	Twitter	Telegram

Required Disclosures

This material is provided by GSR (the "Firm") solely for informational purposes. It is not intended to be advice or a recommendation to buy, sell or hold any investment mentioned. Investors should form their own views in relation to any proposed investment.

It is intended only for sophisticated, institutional investors and does not constitute an offer or commitment, a solicitation of an offer or commitment, or any advice or recommendation, to enter into or conclude any transaction (whether on the terms shown or otherwise), or to provide investment services in any state or country where such an offer or solicitation or provision would be illegal. The Firm is not and does not act as an advisor or fiduciary in providing this material.

This material is not an independent research report, and has not been prepared in accordance with any legal requirements by any regulator (including the FCA, FINRA or CFTC) designed to promote the independence of investment research.

This material is not independent of the Firm's proprietary interests, which may conflict with the interests of any counterparty of the Firm. The Firm may trade investments discussed in this material for its own account, may trade contrary to the views expressed in this material, and may have positions in other related instruments. The Firm is not subject to any prohibition on dealing ahead of the dissemination of this material.

Information contained herein is based on sources considered to be reliable, but is not guaranteed to be accurate or complete.

Any opinions or estimates expressed herein reflect a judgment made by the author(s) as of the date of publication, and are subject to change without notice. The Firm does not plan to update this information.

Trading and investing in digital assets involves significant risks including price volatility and illiquidity and may not be suitable for all investors. The Firm is not liable whatsoever for any direct or consequential loss arising from the use of this material.

Copyright of this material belongs to GSR. Neither this material nor any copy thereof may be taken, reproduced or redistributed, directly or indirectly, without prior written permission of GSR.

Please see [here](#) for additional Regulatory Legal Notices relevant to US, UK and Singapore

Notes & Sources

All options data is based on Deribit and derivatives graphics are from Laevidas. Market returns are based on price returns for the following ETFs: VOO, QQQ, EWU, EWG, EWJ, and EWH. Onchain volumes are not considered and thus certain token volumes may be understated (e.g., stETH).

CoinGecko	Santiment	DefiLlama	CoinMarketCap	Laevidas
L2Beat	Google Finance	TradingView	Deribit	WorldCoinIndex
Cryptorank	Investing.com	NFT Price Floor	CryptoSlate	