











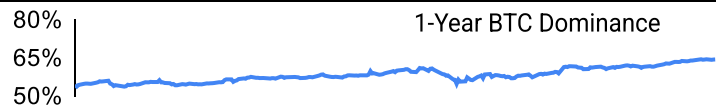
Crypto Leaderboard

Rank	Name	Ticker	Price	24h	7d	30d	24h Vol \$m	MC \$m	1-Year Chart
1	Bitcoin	BTC	\$95,453	0%	1%	15%	36,647	1,895,916	
2	Ethereum	ETH	\$1,806	0%	0%	-1%	15,055	218,160	
3	Tether	USDT	\$1.00	0%	0%	0%	31,243	146,113	
4	XRP Ledger	XRP	\$2.21	-2%	0%	6%	3,570	129,265	
5	BNB	BNB	\$607	0%	-1%	-1%	915	88,640	
6	Solana	SOL	\$154	0%	-3%	18%	5,075	79,861	
7	USD Coin	USDC	\$1.00	0%	0%	0%	12,499	62,318	
8	Dogecoin	DOGE	\$0.19	-1%	-3%	4%	1,798	27,587	
9	Cardano	ADA	\$0.73	-2%	-2%	4%	1,037	26,163	
10	TRON	TRX	\$0.24	1%	0%	3%	617	23,162	

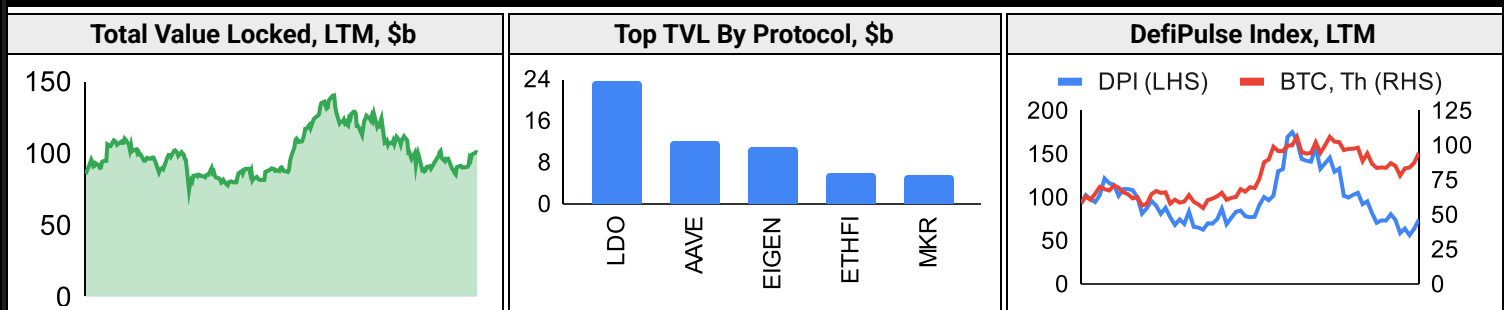
Top & Bottom Performers - Top 100 Tokens

24h		7 Days		30 Days		90 Days		365 Days	
CRV	10%	BONK	29%	BONK	71%	MKR	37%	XRP	341%
PI	8%	BSV	25%	FET	59%	XMR	19%	BGB	281%
FARTCOIN	7%	XMR	20%	TAO	58%	WBT	2%	SUI	203%
HYPE	6%	SUI	17%	JASMY	55%	SUSDE	2%	GT	190%
TAO	-3%	GT	-6%	TIA	-12%	JUP	-58%	OP	-71%
MKR	-4%	ENA	-7%	TRUMP	-15%	ENA	-58%	TIA	-71%
OP	-4%	UNI	-12%	LBTC	-15%	LBTC	-63%	LBTC	-86%
BONK	-4%	TRUMP	-13%	TON	-22%	TRUMP	-96%	TRUMP	-96%

Category Performance

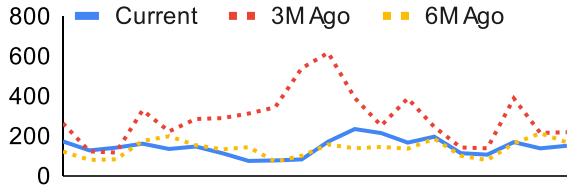
Category	7d	30d	90d	180d	365d	Ecosystem	7d	30d	90d	180d	365d
Meme	2%	15%	-39%	-19%	-23%	Solana	3%	12%	-46%	-16%	-40%
DEX	1%	12%	-36%	-7%	-27%	Ethereum	1%	11%	-33%	12%	-17%
Lending	2%	11%	-23%	-4%	0%	Tron	7%	10%	-6%	24%	49%
Currency	3%	10%	-26%	69%	54%	Cosmos	0%	7%	-37%	-27%	-58%
Privacy	2%	10%	-16%	20%	7%	Polkadot	1%	6%	-42%	-26%	-55%
Smart Contract	1%	8%	-34%	1%	-26%	Avalanche	0%	6%	-37%	-9%	-26%
Other DeFi	2%	7%	-35%	44%	-3%	Polygon	1%	4%	-41%	-18%	-44%
Gaming/Entertai	1%	5%	-45%	-23%	-53%	BSC	-1%	-3%	-33%	-35%	-53%
Scaling	2%	5%	-51%	-36%	-67%	 <p>1-Year BTC Dominance</p>					
IoT/Data/Comp.	1%	4%	-41%	-21%	-46%						
CEXs	0%	-4%	-26%	25%	20%						

DeFi

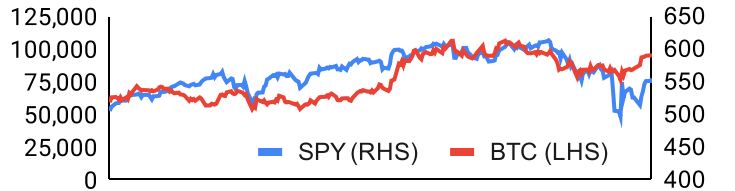


Trading Volume

Aggregate Volumes by Product, \$b					Top Derivatives Exchanges, \$m and bps					Top Spot Exchanges, \$m		
Product	1d	7d	30d	O/I	Exchange	1d Vol	O/I	Mkr	Tkr	Exchange	Mkts	1d Vol
Spot	38	306.54	1270	n/a	Binance	58,949	22,401	2.0	4.0	Binance	1,904	14,285
Perpetuals	189	1,490	6,550	1,150	OKX	27,752	7,425	2.0	5.0	Bybit	1,176	2,727
Futures	0	1	6	1	Bybit	21,614	14,195	2.0	5.5	Coinbase	442	2,561
Options	0	0	2	n/a	Bitget	20,453	14,557	2.0	6.0	Upbit	471	2,708

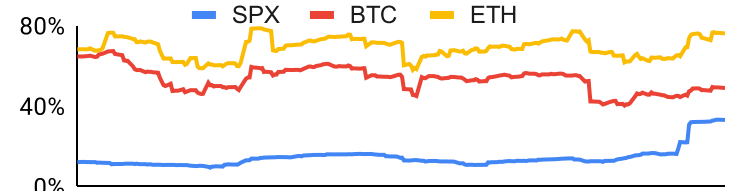
Daily Spot Volume, Top 100 Tokens Last 20d, \$b				Top Volume, 1d, \$m		Top Volume, %20d Avg		Low Volume, %20d Avg	
				USDT	63,633	SUSDE	188%	DAI	29%
				ETH	15,452	INJ	141%	RETH	46%
				USDC	9,989	OP	139%	WEETH	49%
				XRP	4,003	XMR	135%	IMX	51%
				SOL	3,135	BONK	128%	JASMY	53%

Traditional Finance

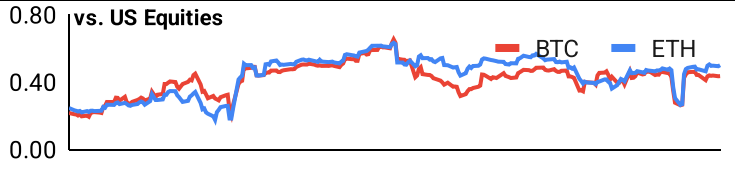
Global Equity Markets							SPY vs. BTC, LTM				
	US	USGrwth	UK	Germany	Japan	HK					
1D	1%	1%	-1%	1%	0%	0%					
7D	5%	7%	2%	6%	4%	2%					
90D	-8%	-9%	5%	14%	6%	4%					
365D	9%	10%	25%	28%	6%	6%					

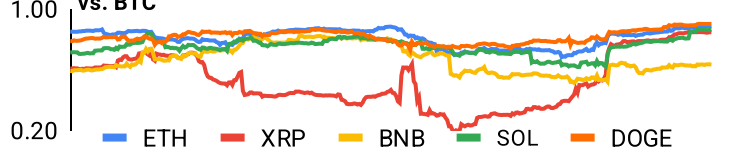
10-Year Treasury Yields							Commodities & FX					
	US	Brazil	UK	Germany	Japan	HK		WTI	Gas	Gold	USD/EUR	USD/JPY
Last	4.17%	14.13%	4.44%	2.44%	1.32%	3.10%	Last	58.2	3.33	0	0.88	143.0
1d Chg	-0.01	-0.24	0.00	0.00	0.00	-0.06	1d % Chg	-3.6%	-0.9%	72.6%	0.0%	0.1%

Volatility

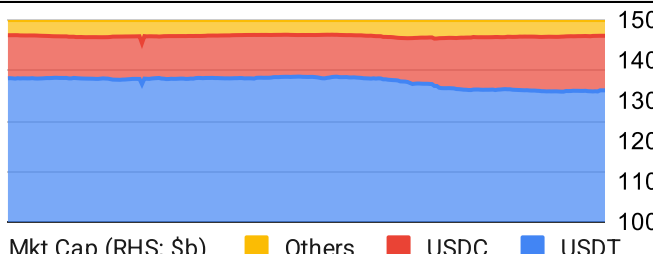
Annualized Volatility							Rolling 3M Annualized Volatility, LTM				
	BTC	ETH	XRP	BNB	SOL	DOGE					
30D	55%	93%	82%	39%	93%	92%					
90D	56%	86%	114%	55%	110%	100%					
180D	53%	79%	124%	54%	99%	112%					
365D	51%	71%	98%	52%	88%	97%					

Correlations

Intra-Crypto Correlations, LTM							Rolling 3M Correlations, LTM				
	BTC	ETH	XRP	BNB	SOL	DOGE					
BTC											
ETH	0.82										
XRP	0.53	0.53									
BNB	0.67	0.68	0.39								
SOL	0.76	0.72	0.54	0.60							
DOGE	0.82	0.73	0.55	0.62	0.70						

Rolling 3M Correlations, LTM					
					

Stablecoins

Stablecoin Market Size and Volume, \$m					Stablecoin Dominance (LHS) & Market Cap \$b (RHS), LTM	
Ticker	Price	1d Vol	20d Avg Vol	Market Cap		
USDT	1.00	63,633	60,905	148,469		150
USDC	1.00	9,989	9,353	61,533		140
DAI	1.00	229	798	5,365		130
USDe	1.00	139	61	4,668		120
FDUSD				1,474		110
PYUSD	1.00	22	31	888		100
					Mkt Cap (RHS: \$b) Others USDC USDT	

Ethereum Mainnet & Layer 2s

Mainnet & Layer 2 Transactions (m/day) and L2 TVL (\$m)					Transactions (m/day), Rolling 90-Day Average, LTM					
Network	1d	30d Avg	TVL	Tech Type						
Base	7.4	216.7		Optimistic Rollup						
Arbitrum One	1.9	61.4		Optimistic Rollup						
Taiko Alethia	1.5	61.2								
World Chain	2.0	51.4								
Ethereum	1.3	37.3	-	mainnet						
Soneium	1.4	31.6								
OP Mainnet	0.8	28.4		Optimistic Rollup						
Unichain	0.8	20.0								
Abstract	0.5	18.2								
Starknet	0.4	16.5		ZK Rollup						
					Layer 2 Token Performance & Market Cap (\$b)					
						MNT	ARB	STX	OP	X
					24h Return	+0.92%	-1%	-2%	-4%	-3%
					Market Cap	\$ 2.48	\$ 1.56	\$ 1.24	\$ 1.21	\$ 1.01

NFTs and DAOs

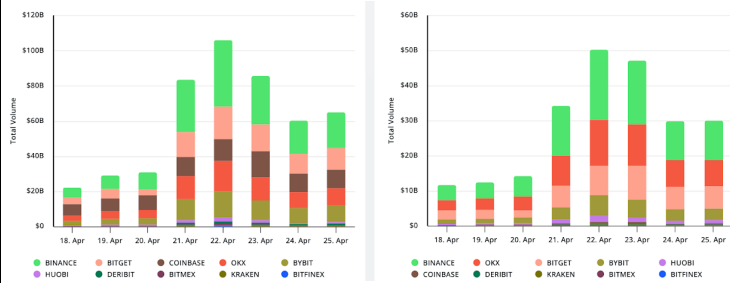
NFT Collection Stats (\$; Volume, MC in \$m)						DAO Treasury Amount (\$m) and Composition					
Collection	Floor	% Listed	3M Ret.	3M Vol	Market Cap	DAO	Treasury	Stables	BTC/ETH	Own Tokens	Other
CryptoPunks	76,695	41%	-43%	58,227	767	Mantle	2,419	1%	3%	91%	5%
Bored Ape Yacht C	24,112	55%	-47%	40,448	241	Uniswap	1,935	0%	0%	100%	0%
Pudgy Penguins	18,469	56%	-63%	125,917	164	Optimism	1,430	0%	0%	100%	0%
Autoglyphs	213,536	33%	-45%	1,586	109	ENS	1,270	2%	4%	92%	1%
Mutant Ape Yacht	4,326	61%	-45%	20,965	85	Arbitrum	911	0%	1%	99%	0%
Chromie Squiggle	7,705	28%	-50%	1,862	77	Ethereum	481	0%	91%	0%	9%
Mad Lads	6,786	65%	-55%	8,724	68	Sky	244	42%	0%	58%	0%
Fidenza by Tyler H	59,897	51%	-54%	1,299	60	Golem	233	0%	85%	15%	0%
Milady Maker	5,822	53%	-68%	37,621	58	Gnosis	217	10%	5%	45%	39%
Lil Pudgys	2,409	45%	-52%	40,199	53	Olympus	216	77%	0%	23%	0%

Crypto News

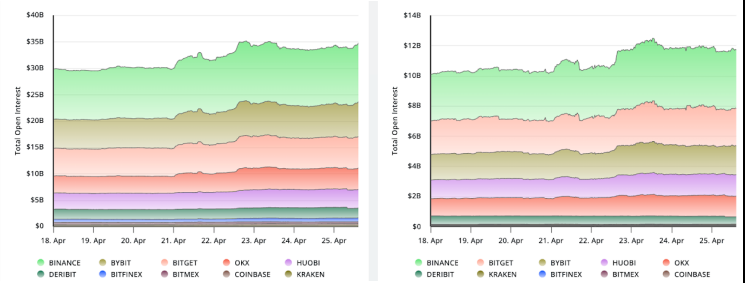
[\\$330M Bitcoin social engineering theft victim is elderly US citizen - Cointelegraph](#)
[Federal Reserve's potential dovish pivot following mixed US economic reports a boon for bitcoin, analysts say - The Block](#)
[US economy goes into reverse from Trump's abrupt policy shifts - CNN](#)
[ZachXBT says \\$330 million bitcoin theft victim is an 'elderly' person in US - The Block](#)
[Another crypto equity ETF launches ahead of Galaxy's US public listing - Blockworks](#)
[US economy shrank in first 3 months of the year as fears of tariff impact grow - Blockworks](#)
[Bitcoin gambling: How SatoshiDice picked up where Satoshi left off - Blockworks](#)
[Sygnum sees a 400% increase in average annual trading volume growth since 2020 - Blockworks](#)
[Trump's Crypto Sherpa Bo Hines Says Crypto Legislation on Target for Quick Completion - CoinDesk](#)

Crypto Futures

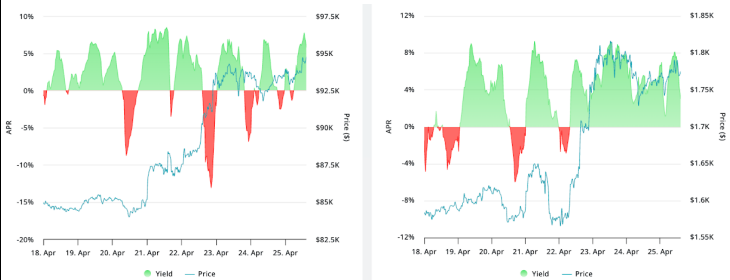
Futures Volume (BTC LHS ; ETH RHS), 1d



Futures Open Interest (BTC LHS ; ETH RHS)



OI Weighted Funding Rate (BTC LHS ; ETH RHS), 1d

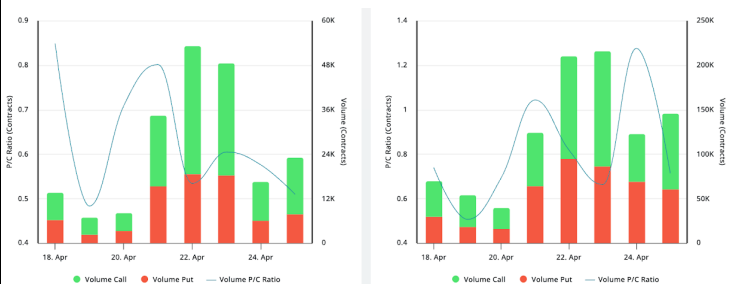


Liquidations (BTC LHS ; ETH RHS), 1d



Crypto Options

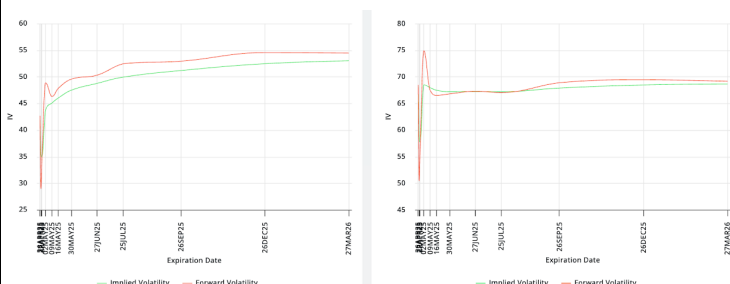
Options Volume & Put/Call Ratio (BTC LHS ; ETH RHS), 1d



ATM Implied Volatility (BTC LHS ; ETH RHS)



ATM Implied Vol Term Structure (BTC LHS ; ETH RHS)



25 Delta Skew (BTC LHS ; ETH RHS)





April 30, 2025

About GSR

GSR has over a decade of extensive experience in the crypto market, serving as a trusted liquidity provider and active, multi-stage investor. Our suite of services includes OTC Trading, Derivatives, and Market Making. GSR is actively involved in every major sector of the digital asset ecosystem, working with token issuers, institutional investors, miners, and leading trading venues.

For more information or if we can help with anything, please see gsr.io or contact us at gsr@gsr.io.

Follow GSR for more content: [Twitter](#) [Telegram](#) [LinkedIn](#)

Authors

Brian Rudick, Senior Strategist	Twitter	Telegram
Carlos Guzman, Research Analyst	Twitter	Telegram
Toe Bautista, Research Analyst	Twitter	Telegram

Required Disclosures

This material is provided by GSR (the "Firm") solely for informational purposes. It is not intended to be advice or a recommendation to buy, sell or hold any investment mentioned. Investors should form their own views in relation to any proposed investment.

It is intended only for sophisticated, institutional investors and does not constitute an offer or commitment, a solicitation of an offer or commitment, or any advice or recommendation, to enter into or conclude any transaction (whether on the terms shown or otherwise), or to provide investment services in any state or country where such an offer or solicitation or provision would be illegal. The Firm is not and does not act as an advisor or fiduciary in providing this material.

This material is not an independent research report, and has not been prepared in accordance with any legal requirements by any regulator (including the FCA, FINRA or CFTC) designed to promote the independence of investment research.

This material is not independent of the Firm's proprietary interests, which may conflict with the interests of any counterparty of the Firm. The Firm may trade investments discussed in this material for its own account, may trade contrary to the views expressed in this material, and may have positions in other related instruments. The Firm is not subject to any prohibition on dealing ahead of the dissemination of this material.

Information contained herein is based on sources considered to be reliable, but is not guaranteed to be accurate or complete.

Any opinions or estimates expressed herein reflect a judgment made by the author(s) as of the date of publication, and are subject to change without notice. The Firm does not plan to update this information.

Trading and investing in digital assets involves significant risks including price volatility and illiquidity and may not be suitable for all investors. The Firm is not liable whatsoever for any direct or consequential loss arising from the use of this material.

Copyright of this material belongs to GSR. Neither this material nor any copy thereof may be taken, reproduced or redistributed, directly or indirectly, without prior written permission of GSR.

Please see [here](#) for additional Regulatory Legal Notices relevant to US, UK and Singapore

Notes & Sources

All options data is based on Deribit and derivatives graphics are from Laevidas. Market returns are based on price returns for the following ETFs: VOO, QQQ, EWU, EWG, EWJ, and EWH. Onchain volumes are not considered and thus certain token volumes may be understated (e.g., stETH).

CoinGecko	Santiment	DefiLlama	CoinMarketCap	Laevidas
L2Beat	Google Finance	TradingView	Deribit	WorldCoinIndex
Cryptorank	Investing.com	NFT Price Floor	CryptoSlate	