





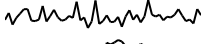





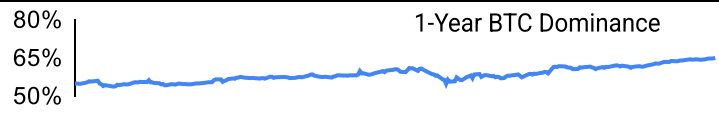
Crypto Leaderboard

Rank	Name	Ticker	Price	24h	7d	30d	24h Vol \$m	MC \$m	1-Year Chart
1	Bitcoin	BTC	\$94,151	0%	0%	20%	20,048	1,868,407	
2	Ethereum	ETH	\$1,771	-2%	-2%	12%	9,902	213,579	
3	Tether	USDT	\$1.00	0%	0%	0%	36,284	149,320	
4	XRP Ledger	XRP	\$2.11	-1%	-6%	10%	2,020	123,062	
5	BNB	BNB	\$597	0%	-1%	8%	774	87,051	
6	Solana	SOL	\$143	-1%	-2%	35%	2,821	74,143	
7	USD Coin	USDC	\$1.00	0%	0%	0%	4,021	61,566	
8	Dogecoin	DOGE	\$0.17	-2%	-5%	12%	742	24,762	
9	Cardano	ADA	\$0.65	-1%	-6%	14%	500	23,499	
10	TRON	TRX	\$0.24	-2%	0%	6%	468	23,181	

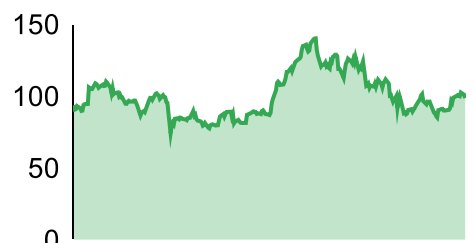
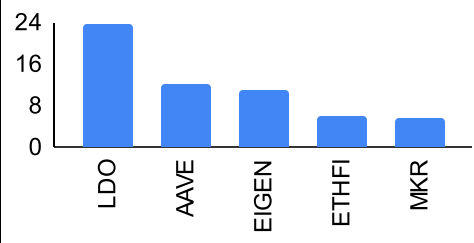
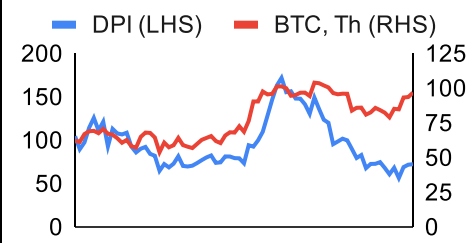
Top & Bottom Performers - Top 100 Tokens

24h		7 Days		30 Days		90 Days		365 Days	
XMR	3%	DEXE	15%	VIRTUAL	215%	MKR	61%	VIRTUAL	1200%
DEXE	3%	QNT	14%	TAO	96%	XMR	27%	XRP	289%
XAUT	2%	XMR	7%	SUI	70%	CRV	27%	BGB	272%
STX	2%	VIRTUAL	7%	BONK	68%	XAUT	19%	SUI	199%
LTC	-6%	ENA	-15%	UNI	-4%	ENA	-52%	TIA	-77%
CRV	-6%	OP	-18%	EOS	-5%	JUP	-53%	OP	-78%
OP	-7%	BONK	-19%	ATOM	-8%	LBTC	-59%	LBTC	-90%
VIRTUAL	-13%	FET	-100%	LBTC	-19%	TRUMP	-71%	TRUMP	-96%

Category Performance

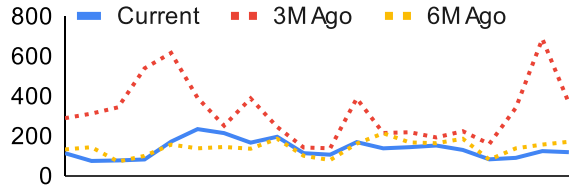
Category	7d	30d	90d	180d	365d	Ecosystem	7d	30d	90d	180d	365d
Lending	-7%	24%	-12%	-20%	-18%	Solana	-8%	23%	-34%	-32%	-52%
Meme	-7%	20%	-29%	-34%	-34%	Ethereum	-7%	21%	-17%	-8%	-26%
DEX	-7%	19%	-19%	-21%	-38%	Polkadot	-5%	18%	-31%	-35%	-61%
Currency	-6%	18%	-13%	48%	38%	Polygon	-5%	15%	-29%	-29%	-52%
Privacy	-5%	16%	-2%	9%	-5%	Avalanche	-8%	15%	-24%	-24%	-35%
IoT/Data/Comp.	-7%	15%	-26%	-32%	-53%	BSC	-2%	11%	-18%	-42%	-57%
Other DeFi	-6%	14%	-24%	15%	-10%	Tron	-3%	9%	4%	22%	46%
Gaming/Entertai	-8%	14%	-33%	-32%	-60%	Cosmos	-13%	3%	-31%	-37%	-65%
Smart Contract	-7%	13%	-23%	-13%	-35%						
Scaling	-9%	13%	-43%	-47%	-72%						
CEXs	0%	7%	-11%	14%	11%						

DeFi

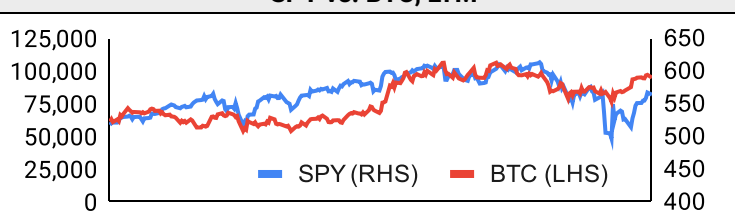
Total Value Locked, LTM, \$b	Top TVL By Protocol, \$b	DefiPulse Index, LTM
		

Trading Volume

Aggregate Volumes by Product, \$b					Top Derivatives Exchanges, \$m and bps					Top Spot Exchanges, \$m		
Product	1d	7d	30d	O/I	Exchange	1d Vol	O/I	Mkr	Tkr	Exchange	Mkts	1d Vol
Spot	29	222.77	1250	n/a	Binance	48,992	22,466	2.0	4.0	Binance	1,925	12,043
Perpetuals	143	1,100	6,440	1,170	Bybit	17,139	13,796	2.0	5.5	Bybit	1,173	2,205
Futures	0	1	6	1	OKX	20,545	7,344	2.0	5.0	Coinbase	441	1,601
Options	0	0	2	n/a	Bitget	15,322	14,628	2.0	6.0	Upbit	471	2,034

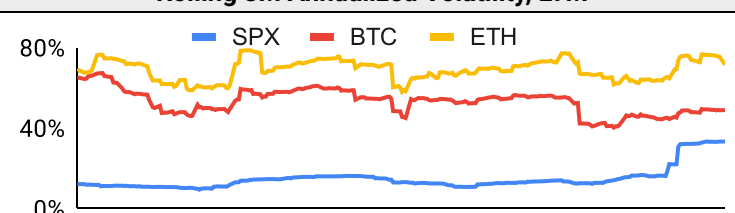
Daily Spot Volume, Top 100 Tokens Last 20d, \$b				Top Volume, 1d, \$m		Top Volume, %20d Avg		Low Volume, %20d Avg	
				USDT	50,199	WEETH	217%	FET	0%
				ETH	11,235	RSETH	206%	DAI	34%
				USDC	8,451	SUSDE	187%	MNT	43%
				FDUSD	2,845	VIRTUAL	143%	IMX	49%
				XRP	2,417	LTC	138%	VET	56%

Traditional Finance

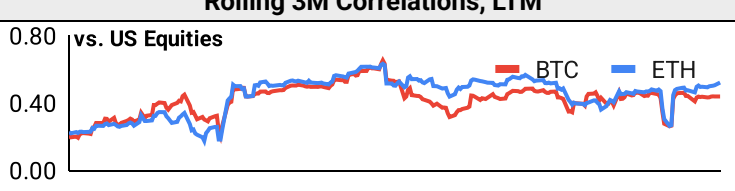
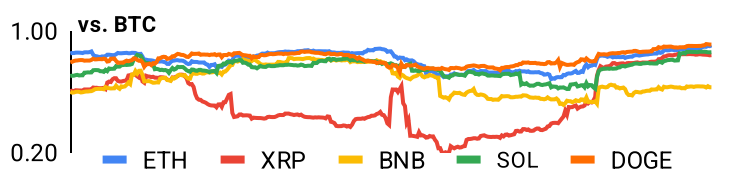
Global Equity Markets							SPY vs. BTC, LTM	
	US	USGrwth	UK	Germany	Japan	HK		
1D	-1%	-1%	-1%	1%	1%	0%		
7D	2%	3%	2%	3%	1%	4%		
90D	-6%	-7%	7%	18%	6%	8%		
365D	10%	12%	28%	32%	5%	5%		

10-Year Treasury Yields							Commodities & FX					
	US	Brazil	UK	Germany	Japan	HK		WTI	Gas	Gold	USD/EUR	USD/JPY
Last	4.36%	14.06%	4.59%	2.55%	1.27%	3.11%	Last	59.4	3.61	+0.18%	0.88	142.7
1d Chg	0.02	-0.04	0.10	0.03	0.01	-0.06	1d % Chg	4.0%	1.6%	80.9%	-0.3%	-0.7%

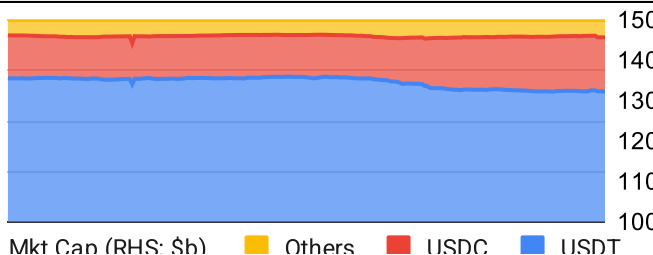
Volatility

Annualized Volatility							Rolling 3M Annualized Volatility, LTM	
	BTC	ETH	XRP	BNB	SOL	DOGE		
30D	48%	78%	69%	30%	77%	79%		
90D	54%	84%	110%	51%	107%	95%		
180D	52%	77%	124%	54%	97%	110%		
365D	51%	71%	98%	52%	88%	96%		

Correlations

Intra-Crypto Correlations, LTM							Rolling 3M Correlations, LTM	
	BTC	ETH	XRP	BNB	SOL	DOGE		
BTC								
ETH	0.82							
XRP	0.54	0.53						
BNB	0.67	0.68	0.39					
SOL	0.77	0.72	0.54	0.61				
DOGE	0.82	0.73	0.55	0.62	0.71			

Stablecoins

Stablecoin Market Size and Volume, \$m					Stablecoin Dominance (LHS) & Market Cap \$b (RHS), LTM	
Ticker	Price	1d Vol	20d Avg Vol	Market Cap		
USDT	1.00	50,199	57,334	149,318		
USDC	1.00	8,451	8,738	61,632		
DAI	1.00	147	426	5,365		
USDe	1.00	74	63	4,693		
USD1				2,127		
FDUSD	#N/A			1,544		

Ethereum Mainnet & Layer 2s

Mainnet & Layer 2 Transactions (m/day) and L2 TVL (\$m)					Transactions (m/day), Rolling 90-Day Average, LTM					
Network	1d	30d Avg	TVL	Tech Type						
Base	7.1	221.0		Optimistic Rollup						
Taiko Alethia	1.7	58.3								
Arbitrum One	1.6	57.0		Optimistic Rollup						
World Chain	1.7	53.3								
Ethereum	1.3	37.3	-	mainnet						
Soneium	0.8	33.1								
OP Mainnet	0.8	28.0		Optimistic Rollup						
Unichain	0.6	23.0								
Abstract	0.5	18.3								
Starknet	0.8	15.5		ZK Rollup						

Layer 2 Token Performance & Market Cap (\$b)					
	MNT	ARB	STX	OP	X
24h Return	-1%	-2%	+1.71%	-6%	-4%
Market Cap	\$ 2.37	\$ 1.45	\$ 1.17	\$ 1.03	\$ 950.01

NFTs and DAOs

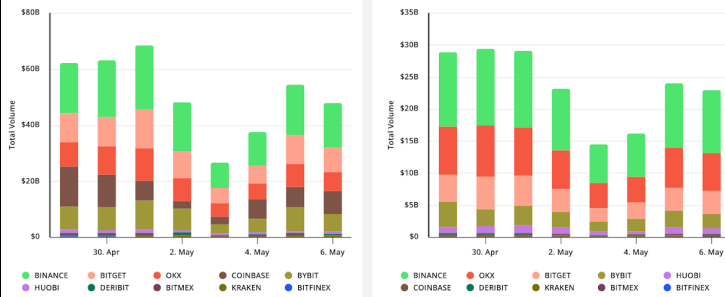
NFT Collection Stats (\$; Volume, MC in \$m)						DAO Treasury Amount (\$m) and Composition					
Collection	Floor	% Listed	3M Ret.	3M Vol	Market Cap	DAO	Treasury	Stables	BTC/ETH	Own Tokens	Other
CryptoPunks	75,255	41%	-26%	52,450	753	Mantle	2,312	2%	3%	91%	5%
Bored Ape Yacht C	24,389	55%	-29%	35,999	244	Uniswap	1,820	0%	0%	100%	0%
Pudgy Penguins	20,561	56%	-29%	79,898	183	Optimism	1,214	0%	0%	100%	0%
Autoglyphs	203,039	34%	-29%	1,076	104	ENS	1,177	2%	5%	92%	1%
Mutant Ape Yacht	4,341	61%	-23%	19,080	85	Arbitrum	844	0%	1%	99%	0%
Chromie Squiggle	7,874	28%	-31%	1,799	79	Ethereum	478	0%	91%	0%	9%
Doodles	6,236	39%	-41%	53,223	62	Sky	239	38%	0%	61%	0%
Mad Lads	6,097	65%	-39%	6,530	61	Golem	235	0%	85%	15%	0%
Fidenza by Tyler H	59,429	51%	-32%	1,556	59	Olympus	219	77%	0%	23%	0%
Lil Pudgys	2,668	45%	-12%	26,237	59	Gnosis	210	11%	5%	45%	39%

Crypto News

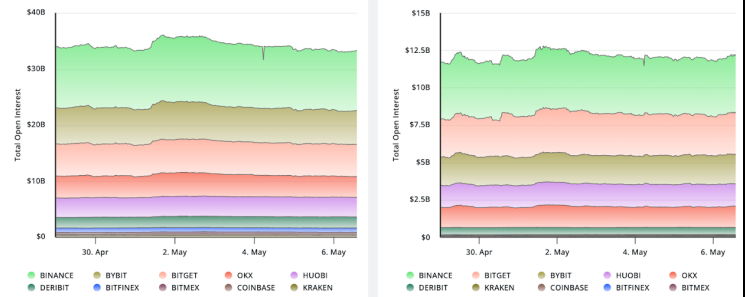
[Bitcoin Developers Plan OP_RETURN Limit Removal in Next Release - Yahoo Finance](#)
[Thune open to changing Senate crypto bill to win over Dems - Politico](#)
[Citi, Switzerland's SDX Join Forces to Tokenize \\$75B Pre-IPO Shares Market - CoinDesk](#)
[IntoTheBlock and Trident Merge With \\$25M Backing to Build Institutional DeFi Gateway - CoinDesk](#)
[Solana's Natix and Grab Team Up to Expand DePIN Mapping Into U.S., Europe - CoinDesk](#)
[Florida Withdraws Strategic Bitcoin Reserve Bills From Consideration - CoinDesk](#)
[Figment Eyes Up to \\$200M Worth of Acquisitions in Crypto M&A Push: Report - CoinDesk](#)
[VIRTUAL Surges 200% in a Month as Smart Money Pours Into Virtuals Protocol - CoinDesk](#)
[Leading House Dem Will Block Crypto Market Structure Bill Hearing - CoinDesk](#)

Crypto Futures

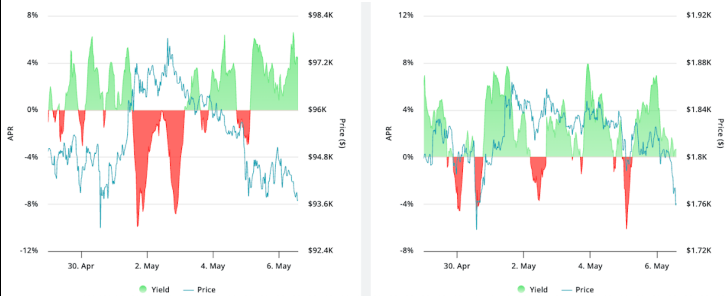
Futures Volume (BTC LHS ; ETH RHS), 1d



Futures Open Interest (BTC LHS ; ETH RHS)



OI Weighted Funding Rate (BTC LHS ; ETH RHS), 1d

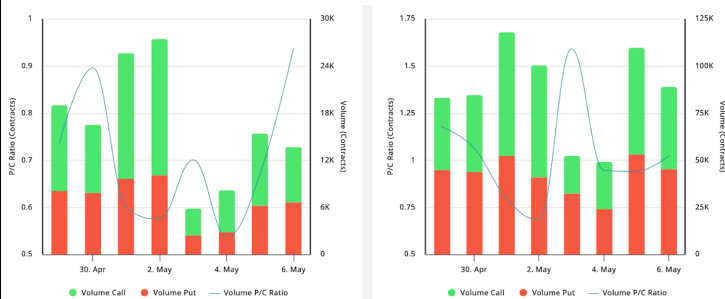


Liquidations (BTC LHS ; ETH RHS), 1d



Crypto Options

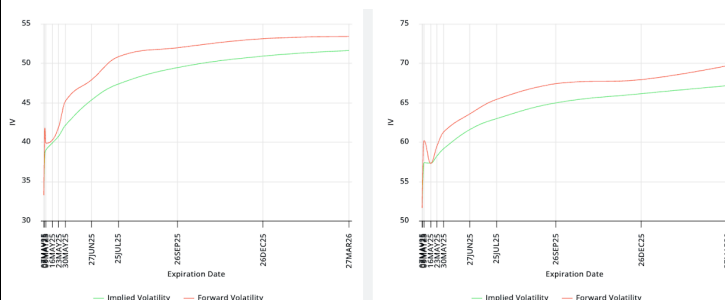
Options Volume & Put/Call Ratio (BTC LHS ; ETH RHS), 1d



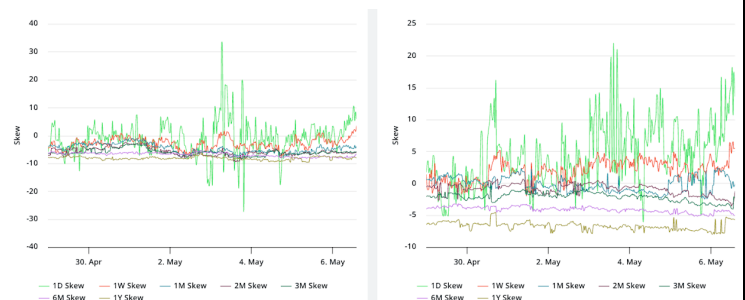
ATM Implied Volatility (BTC LHS ; ETH RHS)



ATM Implied Vol Term Structure (BTC LHS ; ETH RHS)



25 Delta Skew (BTC LHS ; ETH RHS)





May 6, 2025

About GSR

GSR has over a decade of extensive experience in the crypto market, serving as a trusted liquidity provider and active, multi-stage investor. Our suite of services includes OTC Trading, Derivatives, and Market Making. GSR is actively involved in every major sector of the digital asset ecosystem, working with token issuers, institutional investors, miners, and leading trading venues.

For more information or if we can help with anything, please see gsr.io or contact us at gsr@gsr.io.

Follow GSR for more content: [Twitter](#) [Telegram](#) [LinkedIn](#)

Authors

Brian Rudick, Senior Strategist	Twitter	Telegram
Carlos Guzman, Research Analyst	Twitter	Telegram
Toe Bautista, Research Analyst	Twitter	Telegram

Required Disclosures

This material is provided by GSR (the "Firm") solely for informational purposes. It is not intended to be advice or a recommendation to buy, sell or hold any investment mentioned. Investors should form their own views in relation to any proposed investment.

It is intended only for sophisticated, institutional investors and does not constitute an offer or commitment, a solicitation of an offer or commitment, or any advice or recommendation, to enter into or conclude any transaction (whether on the terms shown or otherwise), or to provide investment services in any state or country where such an offer or solicitation or provision would be illegal. The Firm is not and does not act as an advisor or fiduciary in providing this material.

This material is not an independent research report, and has not been prepared in accordance with any legal requirements by any regulator (including the FCA, FINRA or CFTC) designed to promote the independence of investment research.

This material is not independent of the Firm's proprietary interests, which may conflict with the interests of any counterparty of the Firm. The Firm may trade investments discussed in this material for its own account, may trade contrary to the views expressed in this material, and may have positions in other related instruments. The Firm is not subject to any prohibition on dealing ahead of the dissemination of this material.

Information contained herein is based on sources considered to be reliable, but is not guaranteed to be accurate or complete.

Any opinions or estimates expressed herein reflect a judgment made by the author(s) as of the date of publication, and are subject to change without notice. The Firm does not plan to update this information.

Trading and investing in digital assets involves significant risks including price volatility and illiquidity and may not be suitable for all investors. The Firm is not liable whatsoever for any direct or consequential loss arising from the use of this material.

Copyright of this material belongs to GSR. Neither this material nor any copy thereof may be taken, reproduced or redistributed, directly or indirectly, without prior written permission of GSR.

Please see [here](#) for additional Regulatory Legal Notices relevant to US, UK and Singapore

Notes & Sources

All options data is based on Deribit and derivatives graphics are from Laevidas. Market returns are based on price returns for the following ETFs: VOO, QQQ, EWU, EWG, EWJ, and EWH. Onchain volumes are not considered and thus certain token volumes may be understated (e.g., stETH).

CoinGecko	Santiment	DefiLlama	CoinMarketCap	Laevidas
L2Beat	Google Finance	TradingView	Deribit	WorldCoinIndex
Cryptorank	Investing.com	NFT Price Floor	CryptoSlate	