





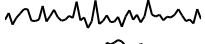





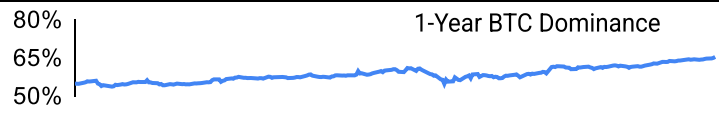
Crypto Leaderboard

Rank	Name	Ticker	Price	24h	7d	30d	24h Vol \$m	MC \$m	1-Year Chart
1	Bitcoin	BTC	\$96,512	2%	2%	22%	33,018	1,916,983	
2	Ethereum	ETH	\$1,803	2%	1%	16%	19,221	217,793	
3	Tether	USDT	\$1.00	0%	0%	0%	43,287	149,436	
4	XRP Ledger	XRP	\$2.12	0%	-3%	12%	2,173	123,873	
5	BNB	BNB	\$599	0%	0%	8%	676	87,331	
6	Solana	SOL	\$145	1%	-2%	36%	3,604	75,401	
7	USD Coin	USDC	\$1.00	0%	0%	0%	10,248	61,037	
8	Dogecoin	DOGE	\$0.17	2%	-1%	14%	721	25,319	
9	Cardano	ADA	\$0.66	1%	-3%	13%	567	23,817	
10	TRON	TRX	\$0.25	1%	0%	8%	523	23,381	

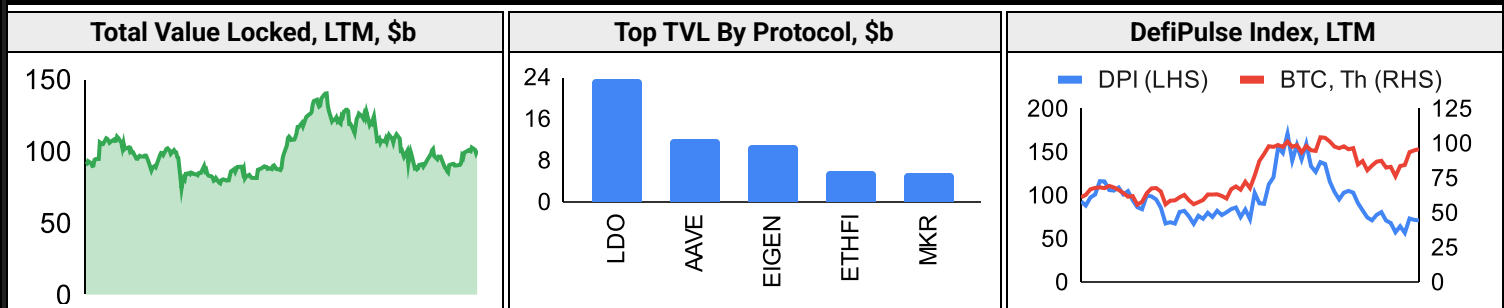
Top & Bottom Performers - Top 100 Tokens

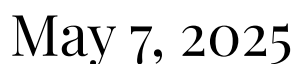
24h		7 Days		30 Days		90 Days		365 Days	
STX	14%	QNT	19%	VIRTUAL	175%	MKR	61%	VIRTUAL	1054%
EOS	14%	EOS	15%	FET	77%	CRV	39%	XRP	303%
IP	7%	LTC	6%	TAO	74%	EOS	34%	BGB	281%
LTC	7%	FLR	4%	SUI	62%	XMR	27%	SUI	203%
RENDER	-3%	VIRTUAL	-15%	OP	-6%	UNI	-47%	IMX	-76%
OP	-6%	BONK	-16%	UNI	-7%	JUP	-50%	OP	-78%
FARTCOIN	-13%	ENA	-18%	ENA	-10%	LBTC	-59%	LBTC	-90%
VIRTUAL	-13%	OP	-21%	LBTC	-21%	TRUMP	-68%	TRUMP	-96%

Category Performance

Category	7d	30d	90d	180d	365d	Ecosystem	7d	30d	90d	180d	365d
Currency	-3%	18%	-9%	50%	43%	Polkadot	-6%	19%	-27%	-36%	-60%
Privacy	-3%	18%	5%	8%	-1%	Ethereum	-7%	18%	-12%	-9%	-24%
Meme	-7%	17%	-25%	-33%	-31%	Cosmos	-3%	16%	-21%	-36%	-62%
DEX	-8%	15%	-15%	-23%	-37%	Solana	-8%	16%	-31%	-33%	-50%
Smart Contract	-6%	13%	-19%	-14%	-32%	Polygon	-7%	13%	-26%	-31%	-51%
IoT/Data/Comp.	-7%	13%	-22%	-33%	-51%	Tron	-3%	12%	2%	23%	46%
Gaming/Entertai	-9%	11%	-29%	-33%	-60%	Avalanche	-7%	12%	-21%	-26%	-34%
Other DeFi	-7%	11%	-21%	18%	-18%	BSC	-6%	10%	-16%	-43%	-56%
Scaling	-11%	10%	-41%	-48%	-71%	 <p>1-Year BTC Dominance</p>					
CEXs	0%	6%	164470%	12%	11%						
Lending	-16%	3%	-24%	-25%	-28%						

DeFi





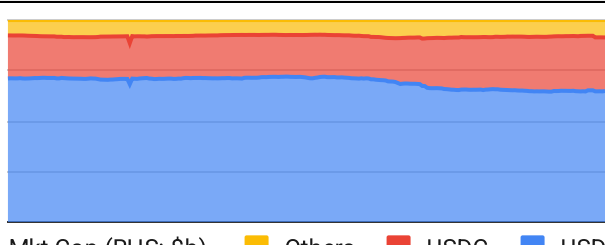
Intra-Crypto Correlations, LTM						
	BTC	ETH	XRP	BNB	SOL	DOGE
BTC						
ETH	0.82					
XRP	0.54	0.53				
BNB	0.67	0.68	0.39			
SOL	0.77	0.72	0.54	0.61		
DOGE	0.82	0.73	0.55	0.62	0.71	

Rolling 3M Correlations, LTM

vs. US Equities

vs. BTC

Stablecoins

Stablecoin Market Size and Volume, \$m					Stablecoin Dominance (LHS) & Market Cap \$b (RHS), LTM	
Ticker	Price	1d Vol	20d Avg Vol	Market Cap		
USDT	1.00	58,685	58,218	149,443		150
USDC	1.00	9,165	8,834	61,018		140
DAI	1.00	5,001	637	5,367		130
USDe	1.00	70	64	4,696		120
USD1				2,129		110
FDUSD	#N/A			1,544		100
					<div> <div></div> Mkt Cap (RHS: \$b) <div></div> Others <div></div> USDC <div></div> USDT </div>	

Ethereum Mainnet & Layer 2s

Mainnet & Layer 2 Transactions (m/day) and L2 TVL (\$m)					Transactions (m/day), Rolling 90-Day Average, LTM						
Network	1d	30d Avg	TVL	Tech Type							
Base	7.5	221.2	-	Optimistic Rollup							
Taiko Alethia	1.8	57.9		Optimistic Rollup							
Arbitrum One	1.9	56.2									
World Chain	1.7	53.5									
Ethereum	1.3	37.5		mainnet							
Soneium	0.9	32.9		Optimistic Rollup							
OP Mainnet	0.9	27.8									
Unichain	0.7	23.4									
Abstract	0.5	18.4									
Starknet	0.5	15.2	ZK Rollup								
					Layer 2 Token Performance & Market Cap (\$b)						
						MNT	ARB	STX	OP	X	
					24h Return	+0.07%	-1%	+14.	-5%	-1%	
					Market Cap	\$ 2.38	\$ 1.43	\$ 1.31	\$ 957.14	\$ 935.32	

NFTs and DAOs

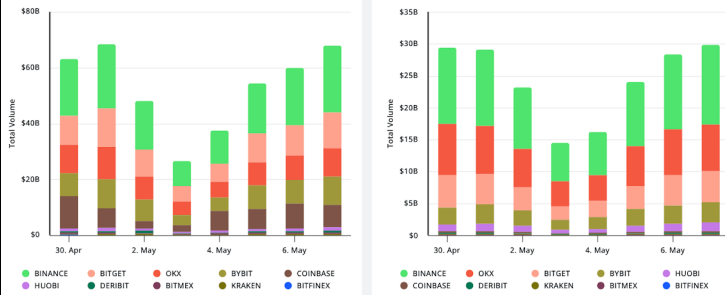
NFT Collection Stats (\$; Volume, MC in \$m)						DAO Treasury Amount (\$m) and Composition					
Collection	Floor	% Listed	3M Ret.	3M Vol	Market Cap	DAO	Treasury	Stables	BTC/ETH	Own Tokens	Other
CryptoPunks	78,754	41%	-19%	52,669	788	Mantle	2,330	2%	3%	91%	5%
Bored Ape Yacht C	25,002	55%	-28%	35,871	250	Uniswap	1,798	0%	0%	100%	0%
Pudgy Penguins	21,530	56%	-19%	79,366	191	ENS	1,239	2%	5%	92%	1%
Autoglyphs	210,720	34%	-25%	1,076	108	Optimism	1,167	0%	0%	100%	0%
Mutant Ape Yacht	4,548	61%	-22%	19,172	89	Arbitrum	855	0%	1%	99%	0%
Chromie Squiggle	8,172	28%	-27%	1,789	82	Ethereum	487	0%	91%	0%	9%
Doodles	6,595	38%	-35%	54,499	66	Golem	239	0%	86%	14%	0%
Lil Pudgys	2,849	45%	2%	26,119	62	Sky	236	39%	0%	61%	0%
Fidenza by Tyler H	61,677	51%	-28%	1,556	62	Olympus	219	77%	0%	23%	0%
Mad Lads	6,097	65%	-30%	6,403	61	Gnosis	214	10%	5%	45%	39%

Crypto News

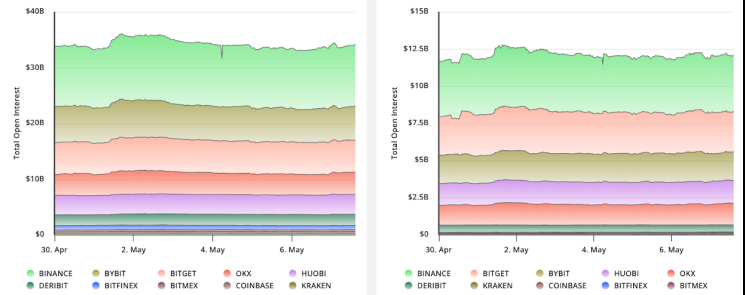
[Bitcoin Payments App Strike to Offer BTC Lending in Boost to Reemergent Sector - CoinDesk](#)
[Exclusive: Apparel giant Adidas launches Sui NFTs - Blockworks](#)
[Revolut to Roll Out Bitcoin Lightning Payments for Europe Users Through Lightspark - CoinDesk](#)
[Crypto Exchange Gemini Hires Brad Vopni to Lead Institutional Push - CoinDesk](#)
[Visa Doubles Down on Stablecoins With Investment in Blockchain Payments Firm BVNK - CoinDesk](#)
[Ethereum Activates 'Pectra' Upgrade, Raising Max Stake to 2,048 ETH - CoinDesk](#)
[BlackRock's Spot Bitcoin ETF Tops World's Largest Gold Fund in Inflows This Year - CoinDesk](#)
[Metaplanet Lifts Bitcoin Stash by 555 BTC, Plans to Sell Debt to Buy More - CoinDesk](#)
[Tether launches on Kaia, brings USDt to LINE's 196M user ecosystem - Cointelegraph](#)

Crypto Futures

Futures Volume (BTC LHS ; ETH RHS), 1d



Futures Open Interest (BTC LHS ; ETH RHS)



OI Weighted Funding Rate (BTC LHS ; ETH RHS), 1d

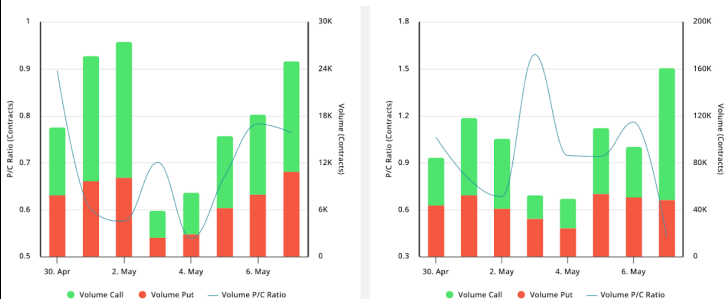


Liquidations (BTC LHS ; ETH RHS), 1d



Crypto Options

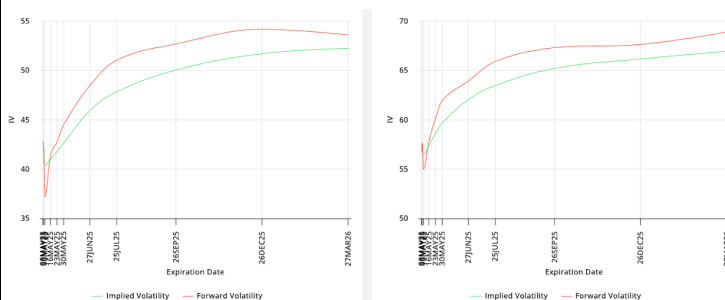
Options Volume & Put/Call Ratio (BTC LHS ; ETH RHS), 1d



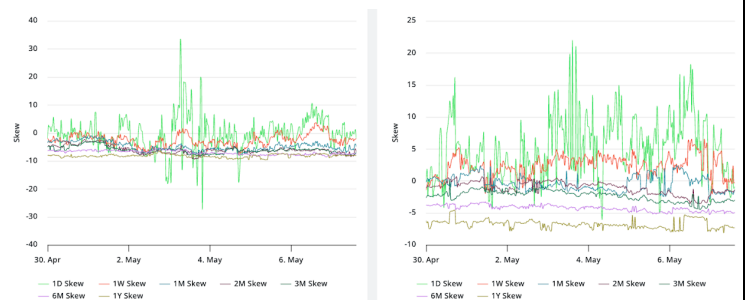
ATM Implied Volatility (BTC LHS ; ETH RHS)



ATM Implied Vol Term Structure (BTC LHS ; ETH RHS)



25 Delta Skew (BTC LHS ; ETH RHS)





May 7, 2025

About GSR

GSR has over a decade of extensive experience in the crypto market, serving as a trusted liquidity provider and active, multi-stage investor. Our suite of services includes OTC Trading, Derivatives, and Market Making. GSR is actively involved in every major sector of the digital asset ecosystem, working with token issuers, institutional investors, miners, and leading trading venues.

For more information or if we can help with anything, please see gsr.io or contact us at gsr@gsr.io.

Follow GSR for more content: [Twitter](#) [Telegram](#) [LinkedIn](#)

Authors

Brian Rudick, Senior Strategist	Twitter	Telegram
Carlos Guzman, Research Analyst	Twitter	Telegram
Toe Bautista, Research Analyst	Twitter	Telegram

Required Disclosures

This material is provided by GSR (the "Firm") solely for informational purposes. It is not intended to be advice or a recommendation to buy, sell or hold any investment mentioned. Investors should form their own views in relation to any proposed investment.

It is intended only for sophisticated, institutional investors and does not constitute an offer or commitment, a solicitation of an offer or commitment, or any advice or recommendation, to enter into or conclude any transaction (whether on the terms shown or otherwise), or to provide investment services in any state or country where such an offer or solicitation or provision would be illegal. The Firm is not and does not act as an advisor or fiduciary in providing this material.

This material is not an independent research report, and has not been prepared in accordance with any legal requirements by any regulator (including the FCA, FINRA or CFTC) designed to promote the independence of investment research.

This material is not independent of the Firm's proprietary interests, which may conflict with the interests of any counterparty of the Firm. The Firm may trade investments discussed in this material for its own account, may trade contrary to the views expressed in this material, and may have positions in other related instruments. The Firm is not subject to any prohibition on dealing ahead of the dissemination of this material.

Information contained herein is based on sources considered to be reliable, but is not guaranteed to be accurate or complete.

Any opinions or estimates expressed herein reflect a judgment made by the author(s) as of the date of publication, and are subject to change without notice. The Firm does not plan to update this information.

Trading and investing in digital assets involves significant risks including price volatility and illiquidity and may not be suitable for all investors. The Firm is not liable whatsoever for any direct or consequential loss arising from the use of this material.

Copyright of this material belongs to GSR. Neither this material nor any copy thereof may be taken, reproduced or redistributed, directly or indirectly, without prior written permission of GSR.

Please see [here](#) for additional Regulatory Legal Notices relevant to US, UK and Singapore

Notes & Sources

All options data is based on Deribit and derivatives graphics are from Laevidas. Market returns are based on price returns for the following ETFs: VOO, QQQ, EWU, EWG, EWJ, and EWH. Onchain volumes are not considered and thus certain token volumes may be understated (e.g., stETH).

CoinGecko	Santiment	DefiLlama	CoinMarketCap	Laevidas
L2Beat	Google Finance	TradingView	Deribit	WorldCoinIndex
Cryptorank	Investing.com	NFT Price Floor	CryptoSlate	