







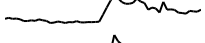




Crypto Leaderboard

Rank	Name	Ticker	Price	24h	7d	30d	24h Vol \$m	MC \$m	1-Year Chart
1	Bitcoin	BTC	\$101,374	5%	5%	33%	56,569	2,013,081	
2	Ethereum	ETH	\$2,065	15%	12%	40%	40,569	249,314	
3	Tether	USDT	\$1.00	0%	0%	0%	48,781	149,527	
4	XRP Ledger	XRP	\$2.25	6%	2%	25%	4,006	131,637	
5	BNB	BNB	\$618	3%	3%	12%	1,049	90,126	
6	Solana	SOL	\$160	9%	6%	52%	7,507	83,082	
7	USD Coin	USDC	\$1.00	0%	0%	0%	9,815	60,839	
8	Dogecoin	DOGE	\$0.19	12%	5%	34%	1,758	28,425	
9	Cardano	ADA	\$0.74	11%	4%	32%	1,110	26,492	
10	TRON	TRX	\$0.25	3%	4%	11%	771	24,191	

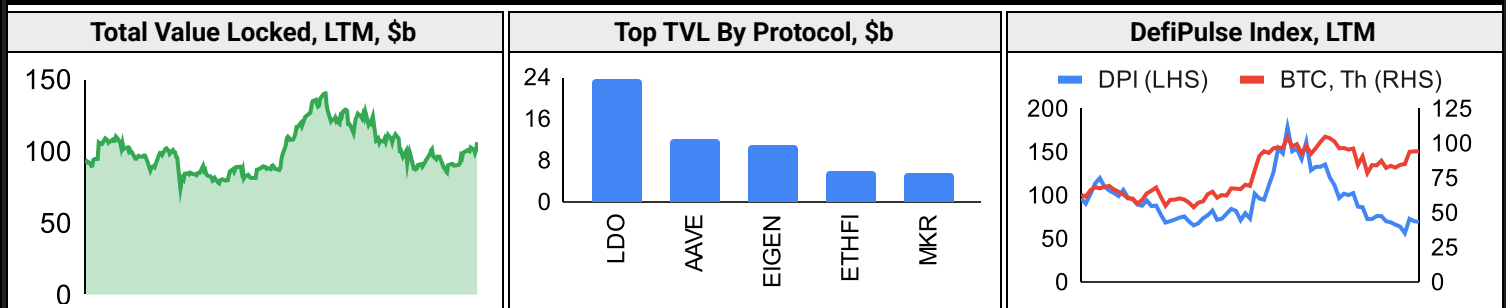
Top & Bottom Performers - Top 100 Tokens

24h		7 Days		30 Days		90 Days		365 Days	
VIRTUAL	33%	EOS	21%	VIRTUAL	310%	MKR	79%	VIRTUAL	1395%
PENGU	32%	PEPE	20%	TAO	112%	VIRTUAL	57%	XRP	335%
PEPE	27%	STX	16%	SUI	103%	CRV	54%	BGB	297%
SUI	20%	TAO	16%	BONK	102%	EOS	45%	SUI	288%
USDC	0%	TRUMP	-3%	DAI	0%	UNI	-39%	TIA	-71%
USDC	0%	XDC	-3%	USDC	0%	JUP	-42%	OP	-74%
BUIDL	0%	APT	-4%	LEO	-2%	LBTC	-60%	LBTC	-88%
USDE	0%	OP	-9%	LBTC	-25%	TRUMP	-67%	TRUMP	-96%

Category Performance

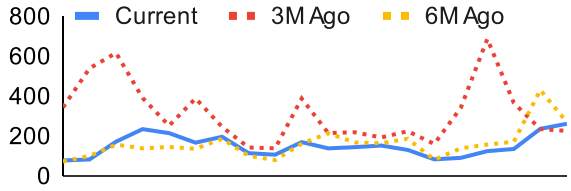
Category	7d	30d	90d	180d	365d	Ecosystem	7d	30d	90d	180d	365d
Meme	4%	42%	-14%	-30%	-19%	Ethereum	4%	41%	0%	-1%	-14%
DEX	2%	36%	-5%	-17%	-29%	Solana	1%	36%	-24%	-29%	-43%
Currency	4%	36%	-2%	60%	57%	Polkadot	1%	34%	-21%	-31%	-56%
IoT/Data/Comp.	1%	30%	-15%	-28%	-45%	Polygon	0%	31%	-18%	-27%	-45%
Smart Contract	3%	30%	-11%	-8%	-25%	Avalanche	2%	31%	-13%	-21%	-26%
Scaling	-1%	29%	-33%	-46%	-67%	Cosmos	3%	31%	-15%	-33%	-58%
Other DeFi	2%	29%	-13%	19%	-4%	BSC	-1%	25%	-10%	-40%	-53%
Gaming/Entertai	-1%	29%	-22%	-29%	-54%	Tron	2%	18%	7%	26%	50%
Privacy	0%	23%	12%	12%	3%	 <p>1-Year BTC Dominance</p>					
Lending	-11%	16%	-19%	-23%	-22%						
CEXs	3%	12%	149996%	12%	14%						

DeFi

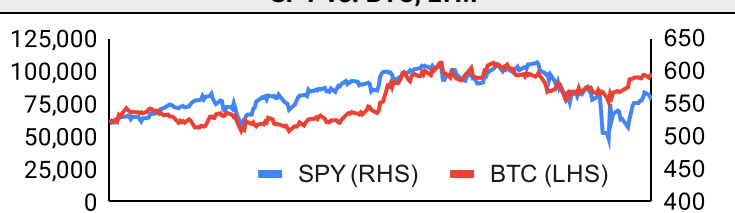


Trading Volume

Aggregate Volumes by Product, \$b					Top Derivatives Exchanges, \$m and bps					Top Spot Exchanges, \$m		
Product	1d	7d	30d	O/I	Exchange	1d Vol	O/I	Mkr	Tkr	Exchange	Mkts	1d Vol
Spot	73	220.42	1330	n/a	Binance	96,053	25,049	2.0	4.0	Binance	1,922	21,046
Perpetuals	322	1,090	6,810	1,270	OKX	44,896	8,087	2.0	5.0	Bybit	1,176	4,512
Futures	0	1	6	1	Bybit	34,229	15,110	2.0	5.5	Coinbase	441	3,866
Options	0	0	2	n/a	Bitget	33,223	16,280	2.0	6.0	Upbit	474	2,766

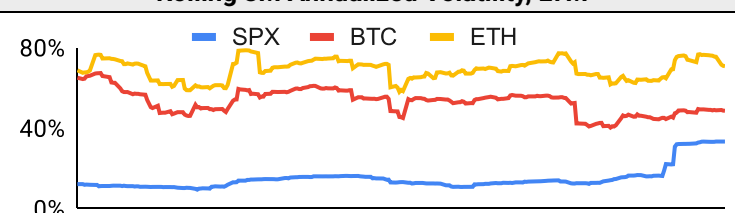
Daily Spot Volume, Top 100 Tokens Last 20d, \$b				Top Volume, 1d, \$m		Top Volume, %20d Avg		Low Volume, %20d Avg	
				USDT	94,179	DAI	967%	LBTC	0%
				ETH	27,937	TIA	440%	RSETH	22%
				DAI	15,440	EOS	256%	RETH	34%
				USDC	14,957	BCH	245%	WEETH	38%
				SOL	6,510	PEPE	221%	IMX	69%

Traditional Finance

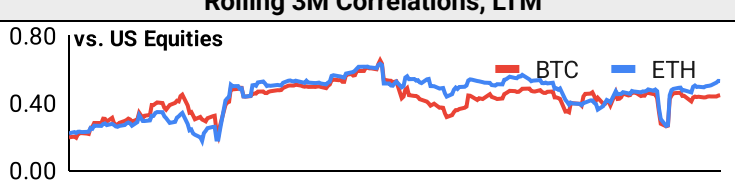
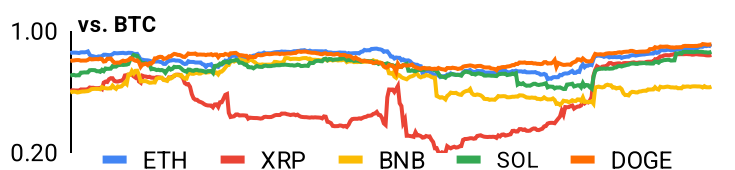
Global Equity Markets							SPY vs. BTC, LTM	
	US	USGrwth	UK	Germany	Japan	HK		
1D	0%	0%	0%	-1%	-1%	0%		
7D	1%	2%	2%	2%	1%	4%		
90D	-7%	-9%	11%	15%	4%	12%		
365D	9%	10%	31%	28%	4%	8%		

10-Year Treasury Yields							Commodities & FX					
	US	Brazil	UK	Germany	Japan	HK		WTI	Gas	Gold	USD/EUR	USD/JPY
Last	4.37%	13.85%	4.60%	2.55%	1.33%	2.96%	Last	60.0	3.61	0	0.89	145.9
1d Chg	0.10	-0.12	0.05	0.03	0.00	-0.06	1d % Chg	3.3%	-0.3%	78.2%	0.7%	1.5%

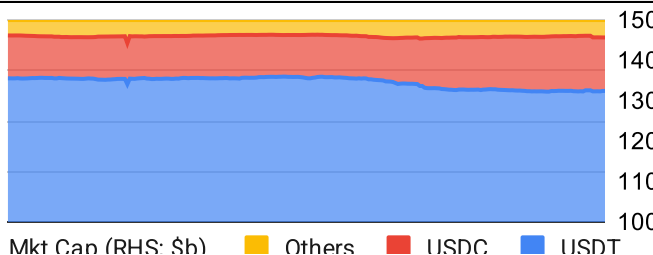
Volatility

Annualized Volatility							Rolling 3M Annualized Volatility, LTM	
	BTC	ETH	XRP	BNB	SOL	DOGE		
30D	47%	88%	68%	31%	79%	83%		
90D	55%	89%	111%	52%	108%	97%		
180D	52%	79%	124%	54%	98%	110%		
365D	51%	72%	98%	52%	88%	97%		

Correlations

Intra-Crypto Correlations, LTM							Rolling 3M Correlations, LTM	
	BTC	ETH	XRP	BNB	SOL	DOGE		
BTC								
ETH	0.82							
XRP	0.54	0.53						
BNB	0.67	0.68	0.40					
SOL	0.77	0.73	0.54	0.61				
DOGE	0.82	0.73	0.55	0.63	0.71			

Stablecoins

Stablecoin Market Size and Volume, \$m					Stablecoin Dominance (LHS) & Market Cap \$b (RHS), LTM	
Ticker	Price	1d Vol	20d Avg Vol	Market Cap		
USDT	1.00	94,179	61,275	149,532		
USDC	1.00	14,957	9,365	60,959		
DAI	1.00	15,440	1,597	5,367		
USDe	1.00	120	68	4,646		
USD1				2,128		
FDUSD	#N/A			1,530		
					<div> <div></div> Mkt Cap (RHS: \$b) <div></div> Others <div></div> USDC <div></div> USDT </div>	

Ethereum Mainnet & Layer 2s

Mainnet & Layer 2 Transactions (m/day) and L2 TVL (\$m)					Transactions (m/day), Rolling 90-Day Average, LTM						
Network	1d	30d Avg	TVL	Tech Type							
Base	8.0	221.4	-	Optimistic Rollup							
Taiko Alethia	1.6	57.3		Optimistic Rollup							
Arbitrum One	1.9	54.8									
World Chain	1.8	53.6									
Ethereum	1.3	37.3		mainnet							
Soneium	0.8	32.8		Optimistic Rollup							
OP Mainnet	0.9	27.6									
Unichain	0.6	23.9									
Abstract	0.4	18.5									
Starknet	0.3	15.1	ZK Rollup								
					Layer 2 Token Performance & Market Cap (\$b)						
						MNT	ARB	STX	OP	X	
					24h Return	+5.01%	+15.	+14.	+12.99%	+13.72%	
					Market Cap	\$ 2.50	\$ 1.66	\$ 1.47	\$ 1.10	\$ 1.07	

NFTs and DAOs

NFT Collection Stats (\$; Volume, MC in \$m)						DAO Treasury Amount (\$m) and Composition					
Collection	Floor	% Listed	3M Ret.	3M Vol	Market Cap	DAO	Treasury	Stables	BTC/ETH	Own Tokens	Other
CryptoPunks	83,250	41%	-9%	1,440	833	Mantle	2,397	2%	3%	90%	5%
Bored Ape Yacht C	26,960	55%	-17%	35,698	270	Uniswap	1,946	0%	0%	100%	0%
Pudgy Penguins	23,809	56%	-7%	78,240	212	ENS	1,413	2%	5%	92%	1%
Autoglyphs	226,382	34%	-16%	1,076	116	Optimism	1,242	0%	0%	100%	0%
Mutant Ape Yacht	4,909	61%	-9%	19,089	96	Arbitrum	947	0%	1%	99%	0%
Chromie Squiggle	8,760	28%	-21%	1,797	88	Ethereum	530	0%	91%	0%	9%
Lil Pudgys	3,119	45%	20%	25,859	68	Sky	266	40%	0%	60%	0%
Fidenza by Tyler H	65,926	51%	-20%	1,556	66	Golem	258	0%	86%	14%	0%
Doodles	6,490	39%	-32%	55,647	65	Gnosis	228	10%	5%	46%	39%
Mad Lads	6,200	65%	-29%	6,189	62	Olympus	219	77%	0%	23%	0%

Crypto News

[Coinbase to acquire Deribit in \\$2.9B deal - Blockworks](#)

[Fed holds rates, cites increased risk of setbacks in the labor market, inflation - Blockworks](#)

[Rep. Waters blocks joint House crypto hearing, cites Trump conflict of interest - Blockworks](#)

[Senate Republicans Making Plea to Get on With Stablecoin Debate - CoinDesk](#)

[GSR's Josh Riezman on Regulation, Risk, and Readyng Crypto for the Next Phase - CoinDesk](#)

[Superstate Expands Into Tokenized Equities: SOL Strategies to Be First Listing - CoinDesk](#)

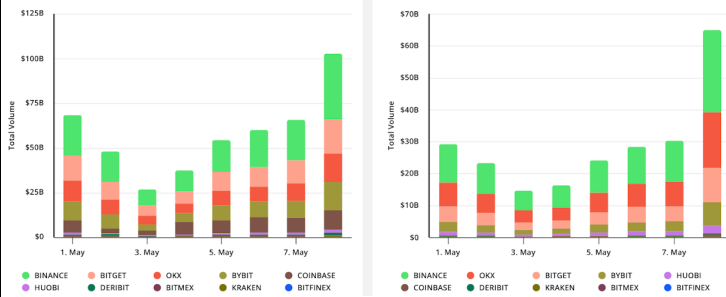
[Stripe Unveils Payments Products Powered by 'Gale-Force Tailwind' Stablecoins - CoinDesk](#)

[Sei Wants to Cut Cosmos Compatibility and Go All-In on Ethereum - CoinDesk](#)

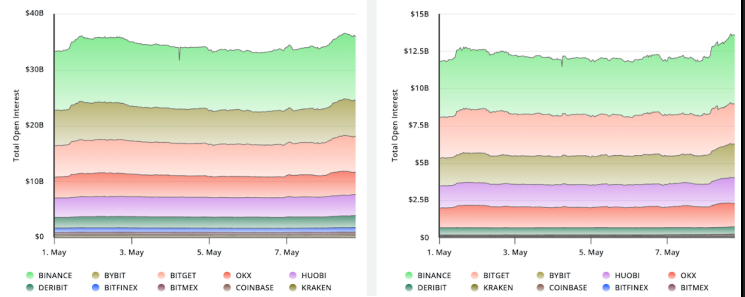
[Ripple M&A Target Hidden Road to Open New Office in Abu Dhabi With a Potential Royal Family Addition - CoinDesk](#)

Crypto Futures

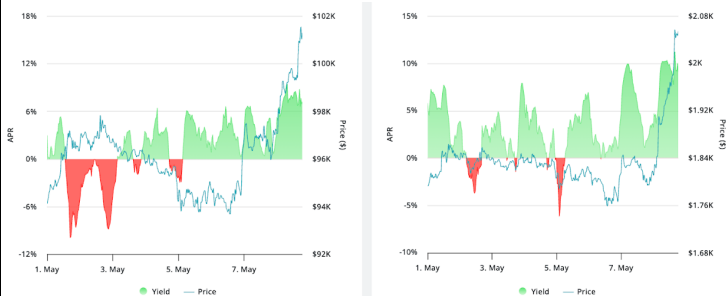
Futures Volume (BTC LHS ; ETH RHS), 1d



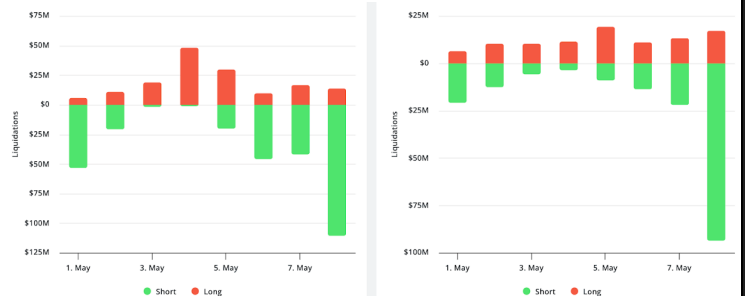
Futures Open Interest (BTC LHS ; ETH RHS)



OI Weighted Funding Rate (BTC LHS ; ETH RHS), 1d

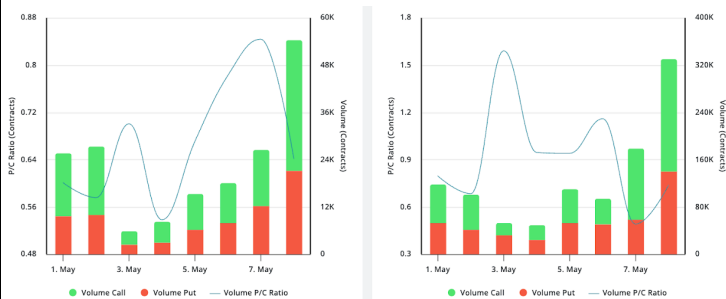


Liquidations (BTC LHS ; ETH RHS), 1d



Crypto Options

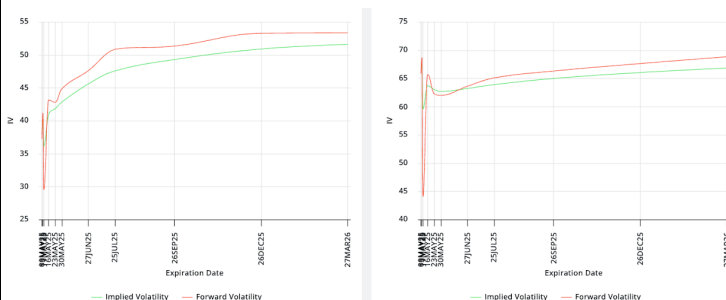
Options Volume & Put/Call Ratio (BTC LHS ; ETH RHS), 1d



ATM Implied Volatility (BTC LHS ; ETH RHS)



ATM Implied Vol Term Structure (BTC LHS ; ETH RHS)



25 Delta Skew (BTC LHS ; ETH RHS)





May 8, 2025

About GSR

GSR has over a decade of extensive experience in the crypto market, serving as a trusted liquidity provider and active, multi-stage investor. Our suite of services includes OTC Trading, Derivatives, and Market Making. GSR is actively involved in every major sector of the digital asset ecosystem, working with token issuers, institutional investors, miners, and leading trading venues.

For more information or if we can help with anything, please see gsr.io or contact us at gsr@gsr.io.

Follow GSR for more content: [Twitter](#) [Telegram](#) [LinkedIn](#)

Authors

Brian Rudick, Senior Strategist	Twitter	Telegram
Carlos Guzman, Research Analyst	Twitter	Telegram
Toe Bautista, Research Analyst	Twitter	Telegram

Required Disclosures

This material is provided by GSR (the "Firm") solely for informational purposes. It is not intended to be advice or a recommendation to buy, sell or hold any investment mentioned. Investors should form their own views in relation to any proposed investment.

It is intended only for sophisticated, institutional investors and does not constitute an offer or commitment, a solicitation of an offer or commitment, or any advice or recommendation, to enter into or conclude any transaction (whether on the terms shown or otherwise), or to provide investment services in any state or country where such an offer or solicitation or provision would be illegal. The Firm is not and does not act as an advisor or fiduciary in providing this material.

This material is not an independent research report, and has not been prepared in accordance with any legal requirements by any regulator (including the FCA, FINRA or CFTC) designed to promote the independence of investment research.

This material is not independent of the Firm's proprietary interests, which may conflict with the interests of any counterparty of the Firm. The Firm may trade investments discussed in this material for its own account, may trade contrary to the views expressed in this material, and may have positions in other related instruments. The Firm is not subject to any prohibition on dealing ahead of the dissemination of this material.

Information contained herein is based on sources considered to be reliable, but is not guaranteed to be accurate or complete.

Any opinions or estimates expressed herein reflect a judgment made by the author(s) as of the date of publication, and are subject to change without notice. The Firm does not plan to update this information.

Trading and investing in digital assets involves significant risks including price volatility and illiquidity and may not be suitable for all investors. The Firm is not liable whatsoever for any direct or consequential loss arising from the use of this material.

Copyright of this material belongs to GSR. Neither this material nor any copy thereof may be taken, reproduced or redistributed, directly or indirectly, without prior written permission of GSR.

Please see [here](#) for additional Regulatory Legal Notices relevant to US, UK and Singapore

Notes & Sources

All options data is based on Deribit and derivatives graphics are from Laevidas. Market returns are based on price returns for the following ETFs: VOO, QQQ, EWU, EWG, EWJ, and EWH. Onchain volumes are not considered and thus certain token volumes may be understated (e.g., stETH).

CoinGecko	Santiment	DefiLlama	CoinMarketCap	Laevidas
L2Beat	Google Finance	TradingView	Deribit	WorldCoinIndex
Cryptorank	Investing.com	NFT Price Floor	CryptoSlate	